

SPIP Performance Report 2024-2025

Client Name : MEENA VASANT SHAH

Client Code : RA001462

Date : 23/12/2025



Sr No.	Month	Amount Invested	Sale Proceeds*	Profit/(Loss)**	%Return
1	Jun-2024	131667.61	136751.34	5083.73	3.86%
2	Jul-2024	215534.57	212873.39	-2661.18	-1.23%
3	Aug-2024	120135.73	110168.69	-9967.04	-8.30%
4	Sep-2024	117785.03	108959.96	-8825.07	-7.49%
5	Oct-2024	77268.64	74695.61	-2573.03	-3.33%
6	Dec-2024	87658.85	87452.58	-206.27	-0.24%

* We have considered the market value for open stocks as on the previous day prior to the report for open stocks.

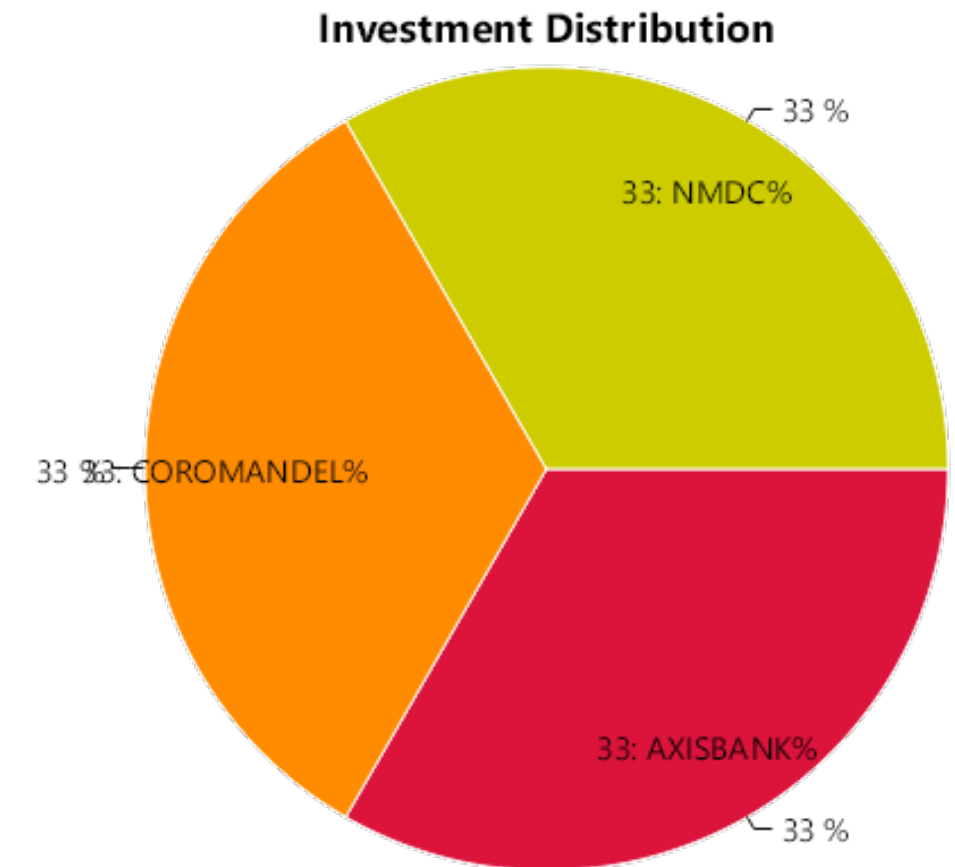
** Includes unrealized gains for open stocks, if any.

STOCK WISE PERFORMANCE SUMMARY

Sr No.	Stock Name	Status	Amount Invested*	Sale Proceeds*	Profit/(Loss)**	%Return
1	AXISBANK	Profit	43834.06	45738.57	1904.51	4.34%
2	COROMANDEL	Profit	43832.56	45468.82	1636.26	3.73%
3	NMDC	Profit	44000.99	45543.95	1542.96	3.51%
4	CANBK	Out of range	0.00	0.00	0.00	0%
5	CMSINFO	Out of range	0.00	0.00	0.00	0%
6	CROMPTON	Out of range	0.00	0.00	0.00	0%
Total			131667.61	136751.34	5083.73	3.86%

OVERALL PERFORMANCE SUMMARY

Amount Invested	Sale Proceeds	Profit/(Loss)	%Return
131667.61	136751.34	5083.73	3.86%



* We have considered the market value for open stocks as on the previous day prior to the report for open stocks.

** Includes unrealized gains for open stocks, if any.

STOCK WISE PERFORMANCE SUMMARY

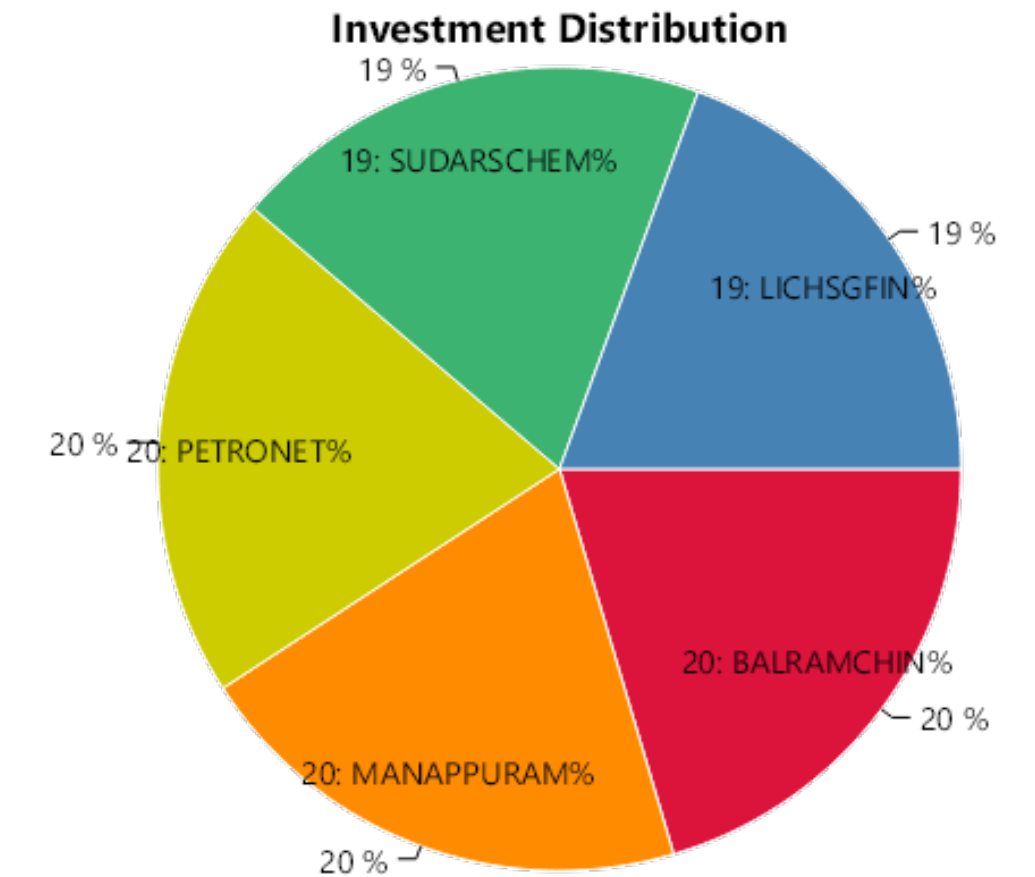
Sr No.	Stock Name	Status	Amount Invested*	Sale Proceeds*	Profit/(Loss)**	%Return
1	BALRAMCHIN	Profit	43368.20	44766.02	1397.82	3.22%
2	MANAPPURAM	Profit	43352.93	44879.13	1526.20	3.52%
3	PETRONET	Profit	43260.04	44893.34	1633.30	3.78%
4	SUDARSCHEM	Profit	42801.36	44735.20	1933.84	4.52%
5	CMSINFO	Out of range	0.00	0.00	0.00	0%
6	LICHSGFIN	Loss	42752.04	33599.70	-9152.34	-21.41%
Total			215534.57	212873.39	-2661.18	-1.23%

OVERALL PERFORMANCE SUMMARY

Amount Invested	Sale Proceeds	Profit/(Loss)	%Return
215534.57	212873.39	-2661.18	-1.23%

* We have considered the market value for open stocks as on the previous day prior to the report for open stocks.

** Includes unrealized gains for open stocks, if any.

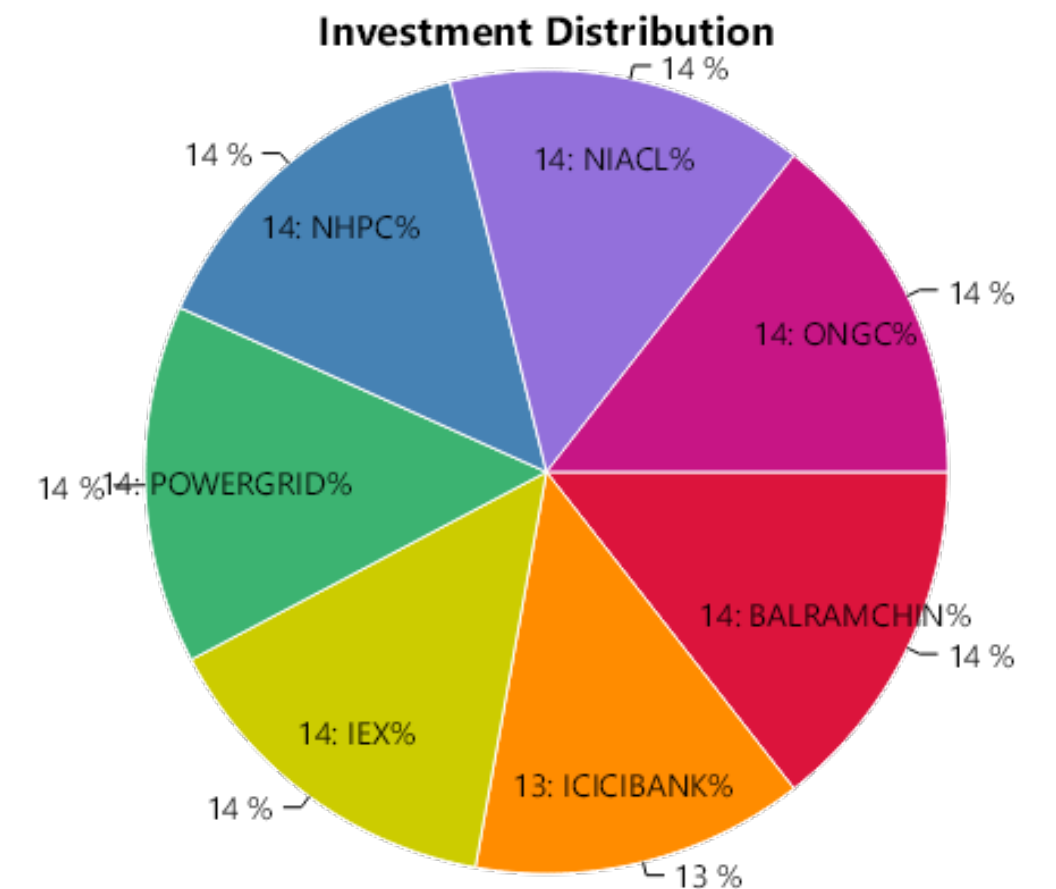


STOCK WISE PERFORMANCE SUMMARY

Sr No.	Stock Name	Status	Amount Invested*	Sale Proceeds*	Profit/(Loss)**	%Return
1	BALRAMCHIN	Profit	17063.03	18322.88	1259.85	7.38%
2	ICICIBANK	Profit	16569.06	17707.62	1138.56	6.87%
3	IEX	Profit	17316.70	18761.40	1444.70	8.34%
4	POWERGRID	Open	17171.95	12985.00	-4186.95	-24.38%
5	NHPC	Loss	17385.23	14212.10	-3173.13	-18.25%
6	NIACL	Loss	17386.05	13959.33	-3426.72	-19.71%
7	ONGC	Loss	17243.71	14220.36	-3023.35	-17.53%
Total			120135.73	110168.69	-9967.04	-8.30%

OVERALL PERFORMANCE SUMMARY

Amount Invested	Sale Proceeds	Profit/(Loss)	%Return
120135.73	110168.69	-9967.04	-8.30%



* We have considered the market value for open stocks as on the previous day prior to the report for open stocks.

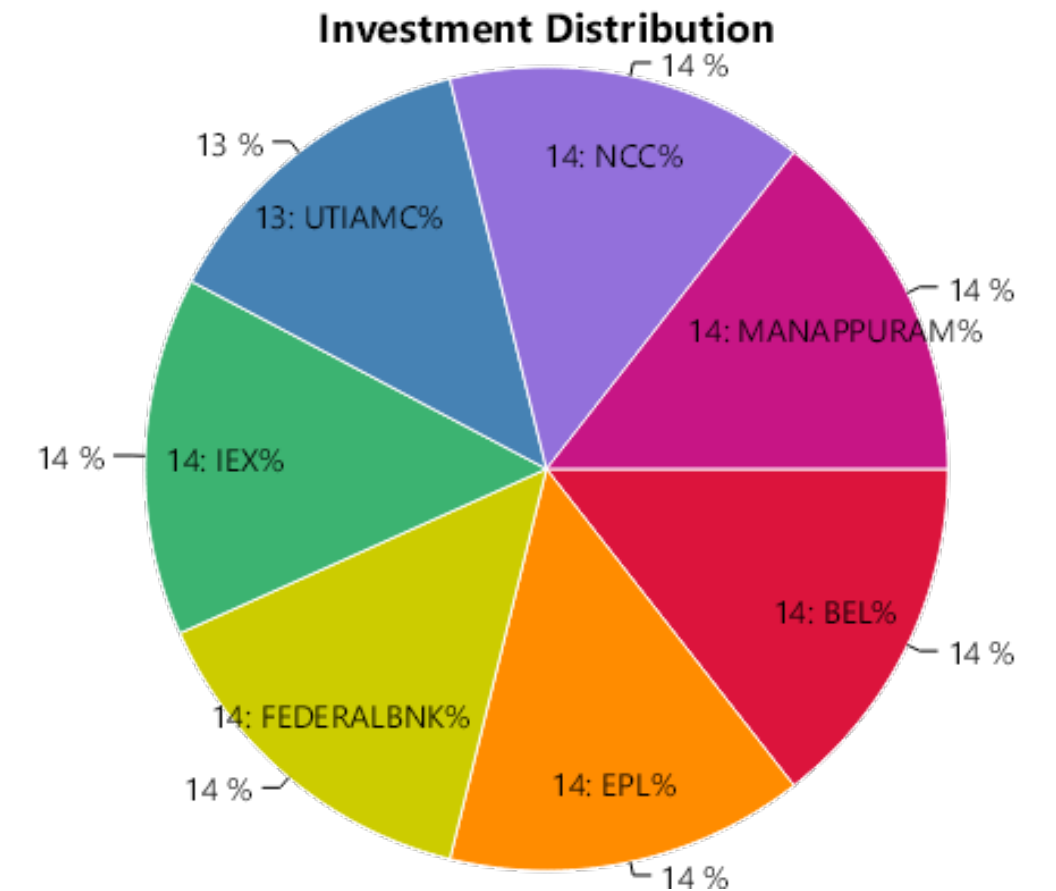
** Includes unrealized gains for open stocks, if any.

STOCK WISE PERFORMANCE SUMMARY

Sr No.	Stock Name	Status	Amount Invested*	Sale Proceeds*	Profit/(Loss)**	%Return
1	BEL	Profit	16978.96	17692.97	714.01	4.21%
2	EPL	Profit	16954.25	17697.38	743.13	4.38%
3	FEDERALBNK	Profit	16856.97	17524.18	667.21	3.96%
4	IEX	Profit	16962.77	17641.03	678.26	4.00%
5	UTIAMC	Profit	16335.77	17023.30	687.53	4.21%
6	NCC	Open	16840.01	8142.68	-8697.33	-51.65%
7	MANAPPURAM	Loss	16856.30	13238.42	-3617.88	-21.46%
Total			117785.03	108959.96	-8825.07	-7.49%

OVERALL PERFORMANCE SUMMARY

Amount Invested	Sale Proceeds	Profit/(Loss)	%Return
117785.03	108959.96	-8825.07	-7.49%



* We have considered the market value for open stocks as on the previous day prior to the report for open stocks.

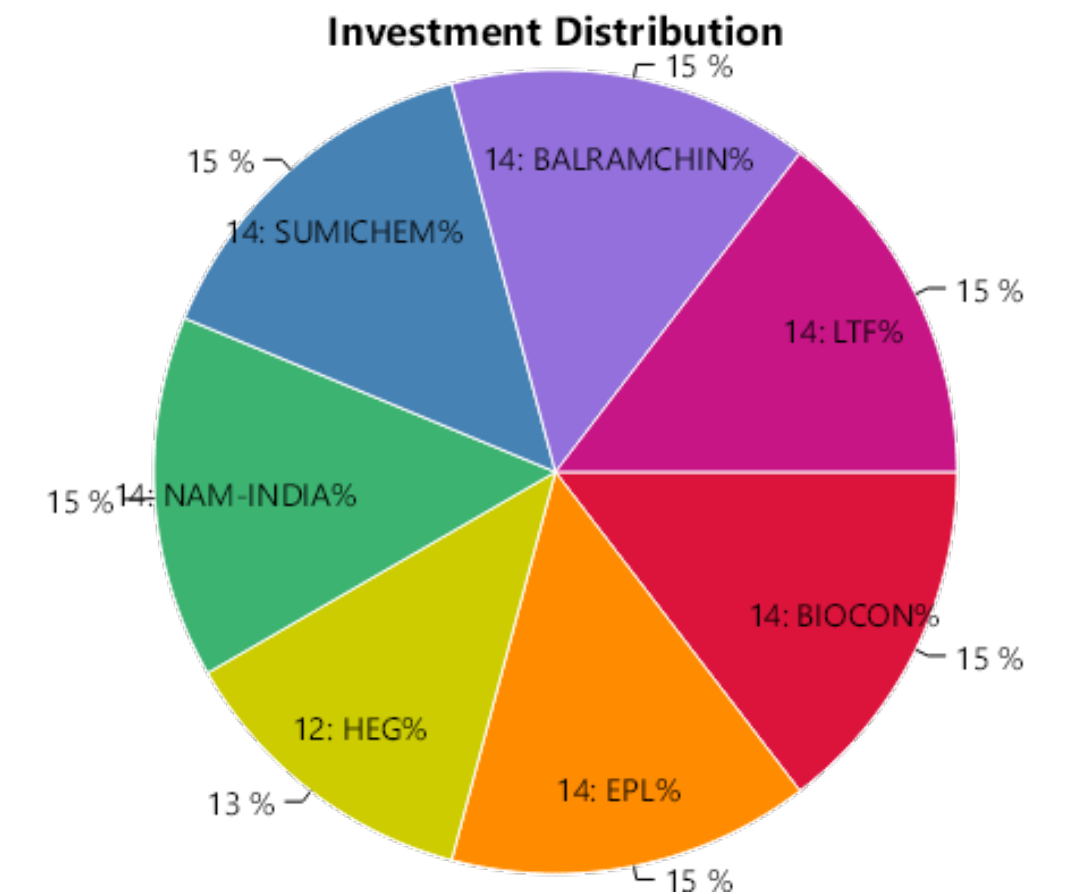
** Includes unrealized gains for open stocks, if any.

STOCK WISE PERFORMANCE SUMMARY

Sr No.	Stock Name	Status	Amount Invested*	Sale Proceeds*	Profit/(Loss)**	%Return
1	BIOCON	Profit	11153.80	11614.46	460.66	4.13%
2	EPL	Profit	11263.14	11649.87	386.73	3.43%
3	HEG	Profit	9695.71	10110.64	414.93	4.28%
4	NAM-INDIA	Profit	11367.39	11808.46	441.07	3.88%
5	SUMICHEM	Profit	11127.80	11547.36	419.56	3.77%
6	BALRAMCHIN	Loss	11402.84	9013.66	-2389.18	-20.95%
7	LTF	Loss	11257.96	8951.16	-2306.80	-20.49%
Total			77268.64	74695.61	-2573.03	-3.33%

OVERALL PERFORMANCE SUMMARY

Amount Invested	Sale Proceeds	Profit/(Loss)	%Return
77268.64	74695.61	-2573.03	-3.33%



* We have considered the market value for open stocks as on the previous day prior to the report for open stocks.

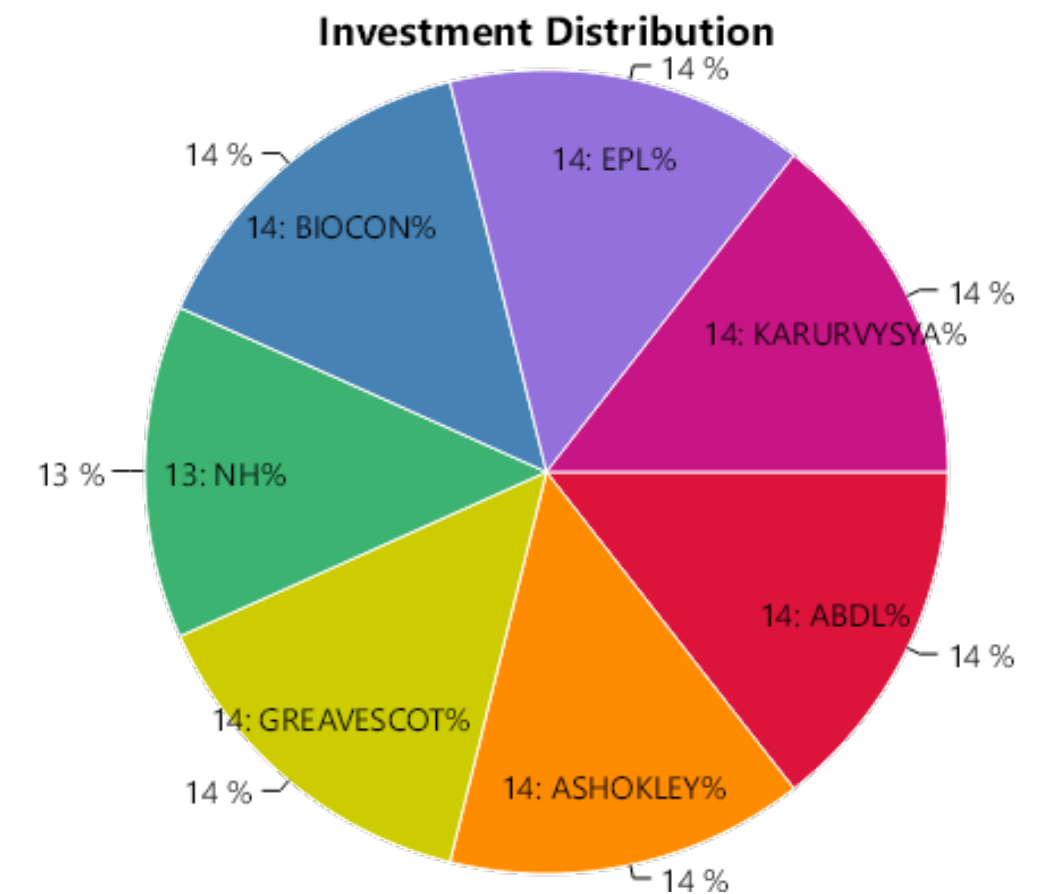
** Includes unrealized gains for open stocks, if any.

STOCK WISE PERFORMANCE SUMMARY

Sr No.	Stock Name	Status	Amount Invested*	Sale Proceeds*	Profit/(Loss)**	%Return
1	ABDL	Profit	12645.62	13342.28	696.66	5.51%
2	ASHOKLEY	Profit	12629.52	12694.01	64.49	0.51%
3	GREAVESCOT	Profit	12631.50	15616.44	2984.94	23.63%
4	NH	Profit	12126.24	12775.86	649.62	5.36%
5	BIOCON	Open	12418.12	13176.90	758.78	6.11%
6	EPL	Loss	12681.74	9987.77	-2693.97	-21.24%
7	KARURVYSYA	Loss	12526.11	9859.32	-2666.79	-21.29%
Total			87658.85	87452.58	-206.27	-0.24%

OVERALL PERFORMANCE SUMMARY

Amount Invested	Sale Proceeds	Profit/(Loss)	%Return
87658.85	87452.58	-206.27	-0.24%



* We have considered the market value for open stocks as on the previous day prior to the report for open stocks.

** Includes unrealized gains for open stocks, if any.

Contact Details

 LKP Securities Ltd, SPIP Division

 91 22 66351336 / 91 22 66351337  spip@lkpsec.com

 Registered Office: 203, Embassy Centre, Nariman Point, Mumbai - 400021.

 Registered Office: 2nd Floor, Gala Impecca, Andheri Kurla Road, Near Hotel Courtyard Marriott, Chakala, Andheri (East), Mumbai-400059.

Compliance & Grievance Officer

 Mr. Ritesh Tiwari

 022-6635 1234

 ho_compliance@lkpsec.com

Disclaimer & Disclosure : LKP Securities Ltd. (CIN-U67120MH1994PLC080039, www.Lkpsec.com) and its affiliates are a full- fledged, brokerage and financing group. LKP Securities Ltd is a SEBI registered Research Analyst with registration number INH000001758. LKP is a corporate trading member of Bombay Stock Exchange Limited (BSE), National Stock Exchange of India Limited (NSE) and Metropolitan Stock Exchange of India Limited (MSEI). LKP along with its subsidiaries offers the most comprehensive avenues for investments and is engaged in the businesses including stock broking (Institutional and retail), merchant banking, commodity broking, depository participant rendered in connection with distribution of primary market issues and financial products like mutual funds etc.

LKP offers research services to clients. The analyst for this report certifies that all of the views expressed in this report accurately reflect his or her personal views about the subject company or companies and its or their securities, and no part of his or her compensation was, is or will be, directly or indirectly related to specific recommendations or views expressed in this report.

Further, the information in the document has been printed on the basis of publicly available information; internal data and other sources believed to be true and are for general guidance only but which may have not been verified independently. While every effort is made to ensure the accuracy and completeness of information contained, the company takes no responsibility and assumes no liability for any error/ omission or accuracy of the information. Recipients of this material should rely on their own judgments and conclusions from relevant sources before making any investment. The investments discussed or recommended in this report may not be suitable for all investors. Opinion expressed is the current opinion as of the date appearing on the material only. Value of the investments referred to in this material are subject to volatility. Past performance is not a guide for future performance. Investment in securities market are subject to market risks. Read all the related documents carefully before investing. Registration granted by SEBI and certification from NISM in no way guarantee performance of the intermediary or provide any assurance of returns to investors. These securities quoted are for illustration only and are not recommendatory.

Mr. S. Ranganathan (Advisor) - SEBI Registration No-INH2200252399,
Mr. Kunal Bothra (Research Analyst) - SEBI Registered No. INH000005263



THANK YOU