

SPIP Performance Report 2024-2025

Client Name : SUMER SURENDRA BUBUKWAR

Client Code : RA001483

Date : 23/12/2025



Sr No.	Month	Amount Invested	Sale Proceeds*	Profit/(Loss)**	%Return
1	Jun-2024	65944.15	64904.99	-1039.16	-1.58%
2	Jul-2024	173664.06	171065.94	-2598.12	-1.50%
3	Aug-2024	95920.70	88100.21	-7820.49	-8.15%
4	Sep-2024	59606.23	57364.54	-2241.69	-3.76%
5	Oct-2024	39418.42	37934.08	-1484.34	-3.77%
6	Nov-2024	32210.82	34538.32	2327.50	7.23%
7	Dec-2024	79856.26	76207.60	-3648.66	-4.57%

* We have considered the market value for open stocks as on the previous day prior to the report for open stocks.

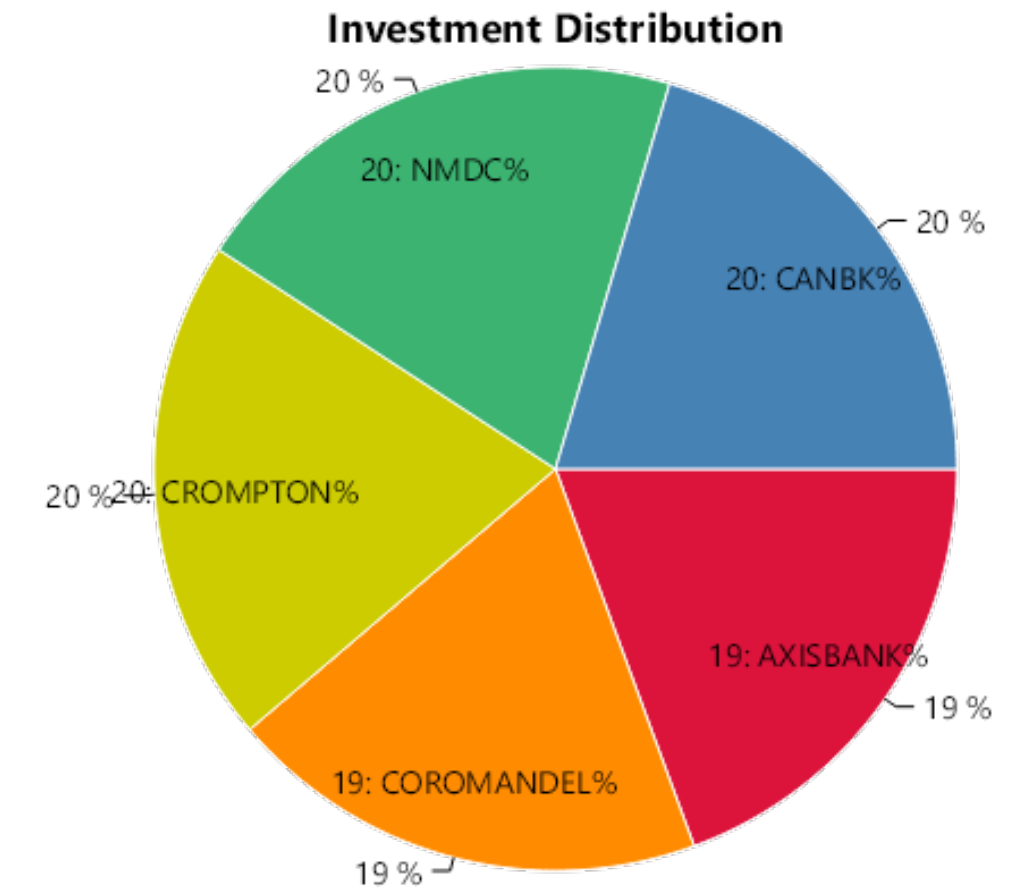
** Includes unrealized gains for open stocks, if any.

STOCK WISE PERFORMANCE SUMMARY

Sr No.	Stock Name	Status	Amount Invested*	Sale Proceeds*	Profit/(Loss)**	%Return
1	AXISBANK	Profit	13049.88	13599.90	550.02	4.21%
2	COROMANDEL	Profit	12734.62	13200.75	466.13	3.66%
3	CROMPTON	Profit	13426.43	13894.09	467.66	3.48%
4	NMDC	Profit	13380.29	13849.61	469.32	3.51%
5	CMSINFO	Out of range	0.00	0.00	0.00	0%
6	CANBK	Loss	13352.93	10360.64	-2992.29	-22.41%
Total			65944.15	64904.99	-1039.16	-1.58%

OVERALL PERFORMANCE SUMMARY

Amount Invested	Sale Proceeds	Profit/(Loss)	%Return
65944.15	64904.99	-1039.16	-1.58%



* We have considered the market value for open stocks as on the previous day prior to the report for open stocks.

** Includes unrealized gains for open stocks, if any.

STOCK WISE PERFORMANCE SUMMARY

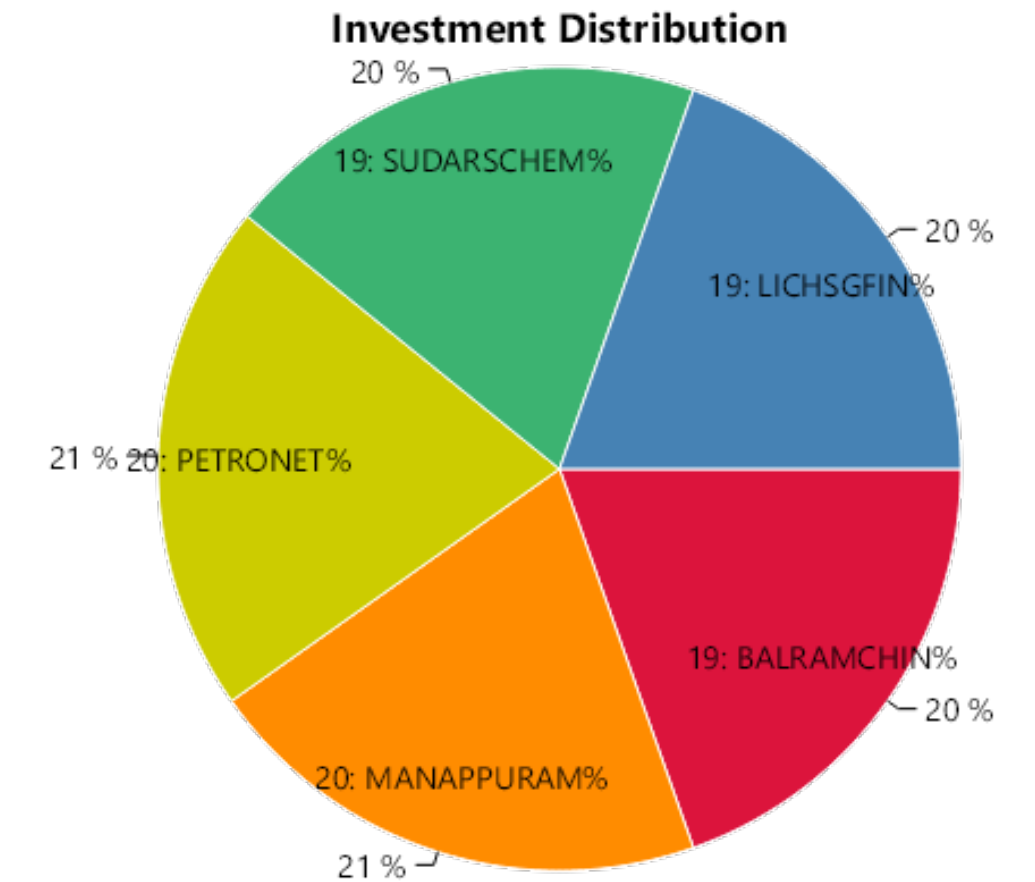
Sr No.	Stock Name	Status	Amount Invested*	Sale Proceeds*	Profit/(Loss)**	%Return
1	BALRAMCHIN	Profit	34606.50	35616.02	1009.52	2.92%
2	MANAPPURAM	Profit	34893.21	36015.22	1122.01	3.22%
3	PETRONET	Profit	34875.08	36085.42	1210.34	3.47%
4	SUDARSCHEM	Profit	34604.51	36169.68	1565.17	4.52%
5	CMSINFO	Out of range	0.00	0.00	0.00	0%
6	LICHSGFIN	Loss	34684.76	27179.60	-7505.16	-21.64%
Total			173664.06	171065.94	-2598.12	-1.50%

OVERALL PERFORMANCE SUMMARY

Amount Invested	Sale Proceeds	Profit/(Loss)	%Return
173664.06	171065.94	-2598.12	-1.50%

* We have considered the market value for open stocks as on the previous day prior to the report for open stocks.

** Includes unrealized gains for open stocks, if any.



STOCK WISE PERFORMANCE SUMMARY

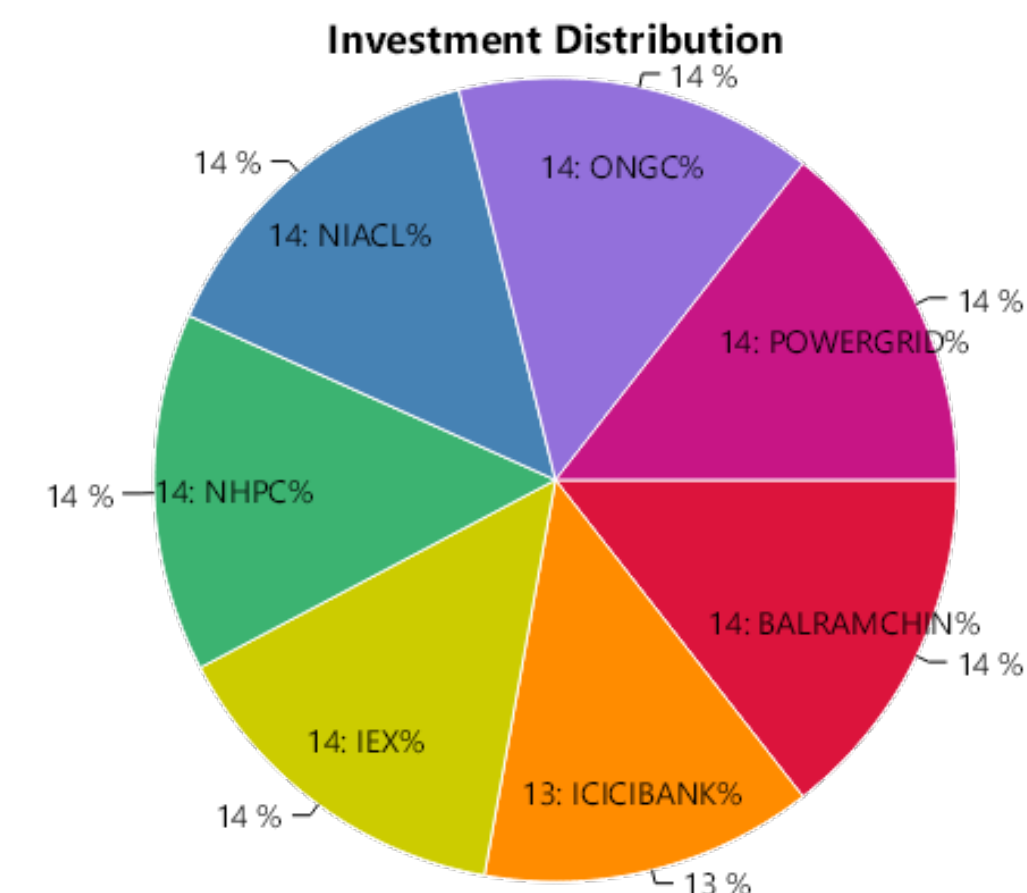
Sr No.	Stock Name	Status	Amount Invested*	Sale Proceeds*	Profit/(Loss)**	%Return
1	BALRAMCHIN	Profit	13784.78	14715.98	931.20	6.76%
2	ICICIBANK	Profit	13054.27	13878.26	823.99	6.31%
3	IEX	Profit	13776.95	14800.56	1023.61	7.43%
4	NHPC	Loss	13928.52	11319.33	-2609.19	-18.73%
5	NIACL	Loss	13897.80	11046.28	-2851.52	-20.52%
6	ONGC	Loss	13770.91	11282.40	-2488.51	-18.07%
7	POWERGRID	Loss	13707.47	11057.40	-2650.07	-19.33%
Total			95920.70	88100.21	-7820.49	-8.15%

OVERALL PERFORMANCE SUMMARY

Amount Invested	Sale Proceeds	Profit/(Loss)	%Return
95920.70	88100.21	-7820.49	-8.15%

* We have considered the market value for open stocks as on the previous day prior to the report for open stocks.

** Includes unrealized gains for open stocks, if any.

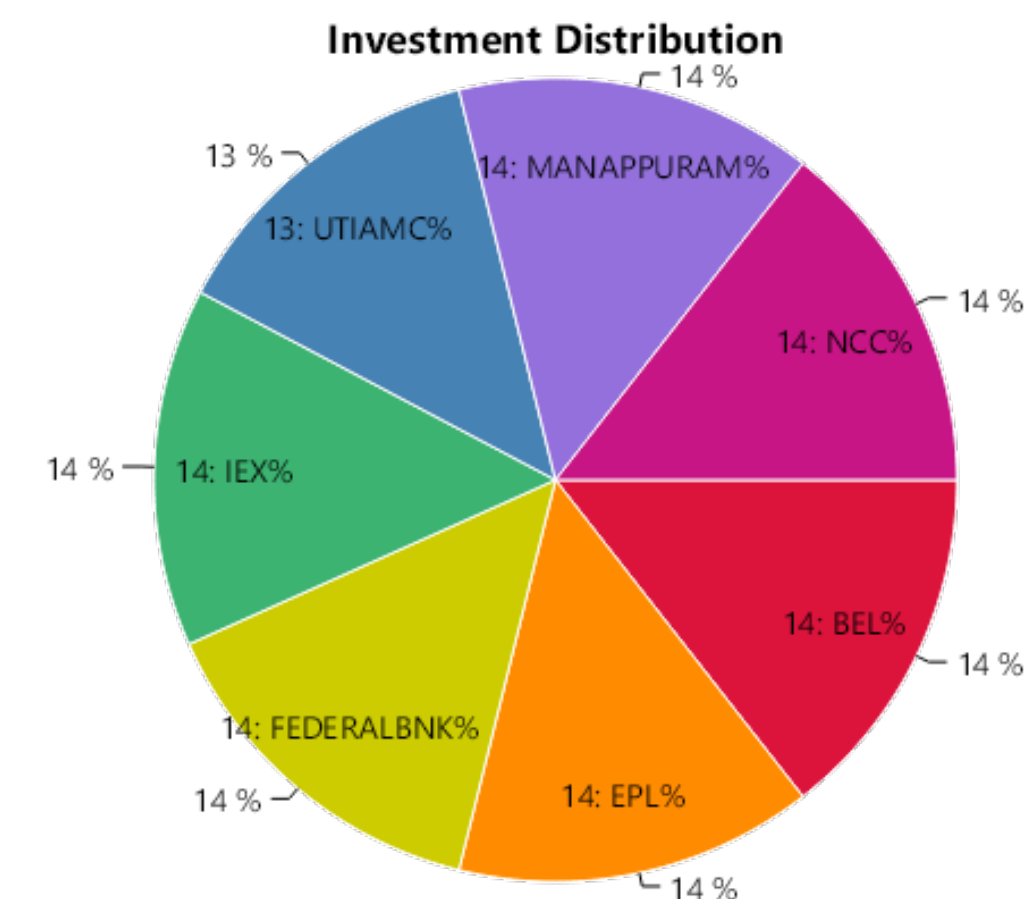


STOCK WISE PERFORMANCE SUMMARY

Sr No.	Stock Name	Status	Amount Invested*	Sale Proceeds*	Profit/(Loss)**	%Return
1	BEL	Profit	8514.28	8817.26	302.98	3.56%
2	EPL	Profit	8628.54	8958.18	329.64	3.82%
3	FEDERALBNK	Profit	8552.49	8839.28	286.79	3.35%
4	IEX	Profit	8713.10	9008.23	295.13	3.39%
5	UTIAMC	Profit	8191.47	8490.34	298.87	3.65%
6	MANAPPURAM	Loss	8562.03	6680.55	-1881.48	-21.97%
7	NCC	Loss	8444.32	6570.70	-1873.62	-22.19%
Total			59606.23	57364.54	-2241.69	-3.76%

OVERALL PERFORMANCE SUMMARY

Amount Invested	Sale Proceeds	Profit/(Loss)	%Return
59606.23	57364.54	-2241.69	-3.76%



* We have considered the market value for open stocks as on the previous day prior to the report for open stocks.

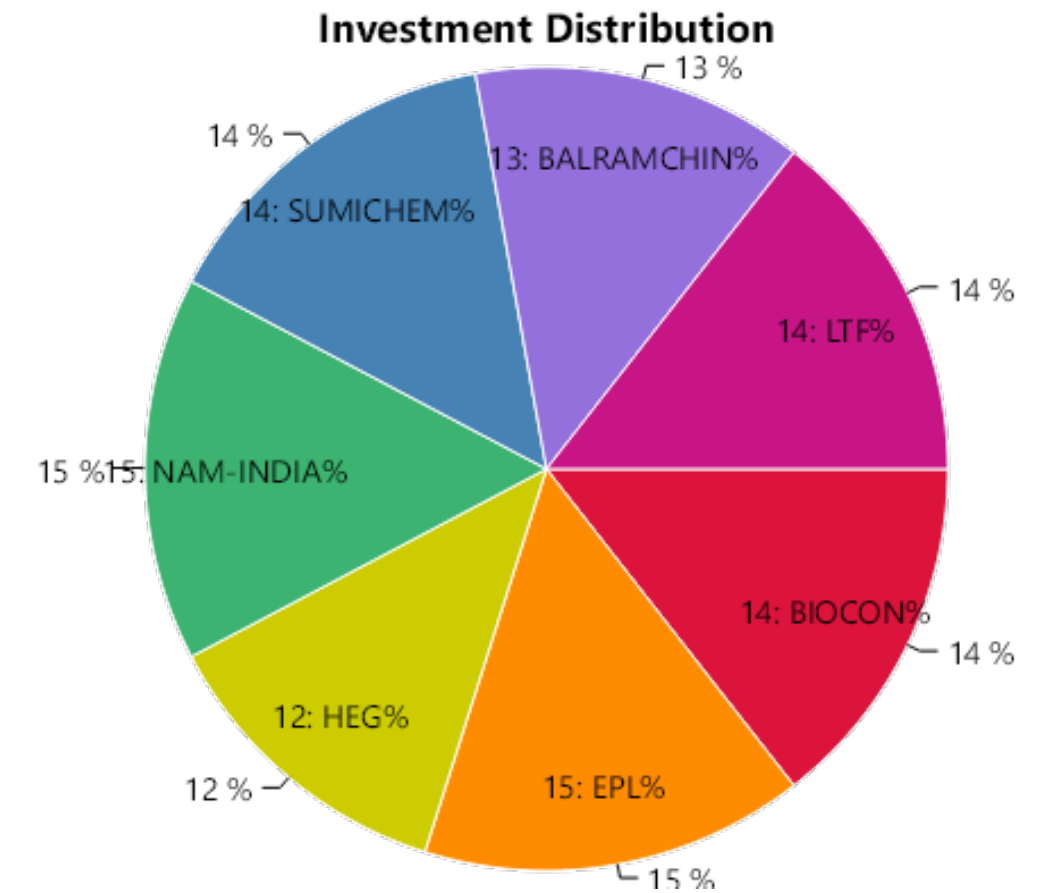
** Includes unrealized gains for open stocks, if any.

STOCK WISE PERFORMANCE SUMMARY

Sr No.	Stock Name	Status	Amount Invested*	Sale Proceeds*	Profit/(Loss)**	%Return
1	BIOCON	Profit	5783.98	5979.55	195.57	3.38%
2	EPL	Profit	5925.48	6084.54	159.06	2.68%
3	HEG	Profit	4864.20	5042.66	178.46	3.67%
4	NAM-INDIA	Profit	6033.02	6233.32	200.30	3.32%
5	SUMICHEM	Profit	5577.75	5756.58	178.83	3.21%
6	BALRAMCHIN	Loss	5394.37	4230.09	-1164.28	-21.58%
7	LTF	Loss	5839.62	4607.34	-1232.28	-21.10%
Total			39418.42	37934.08	-1484.34	-3.77%

OVERALL PERFORMANCE SUMMARY

Amount Invested	Sale Proceeds	Profit/(Loss)	%Return
39418.42	37934.08	-1484.34	-3.77%



* We have considered the market value for open stocks as on the previous day prior to the report for open stocks.

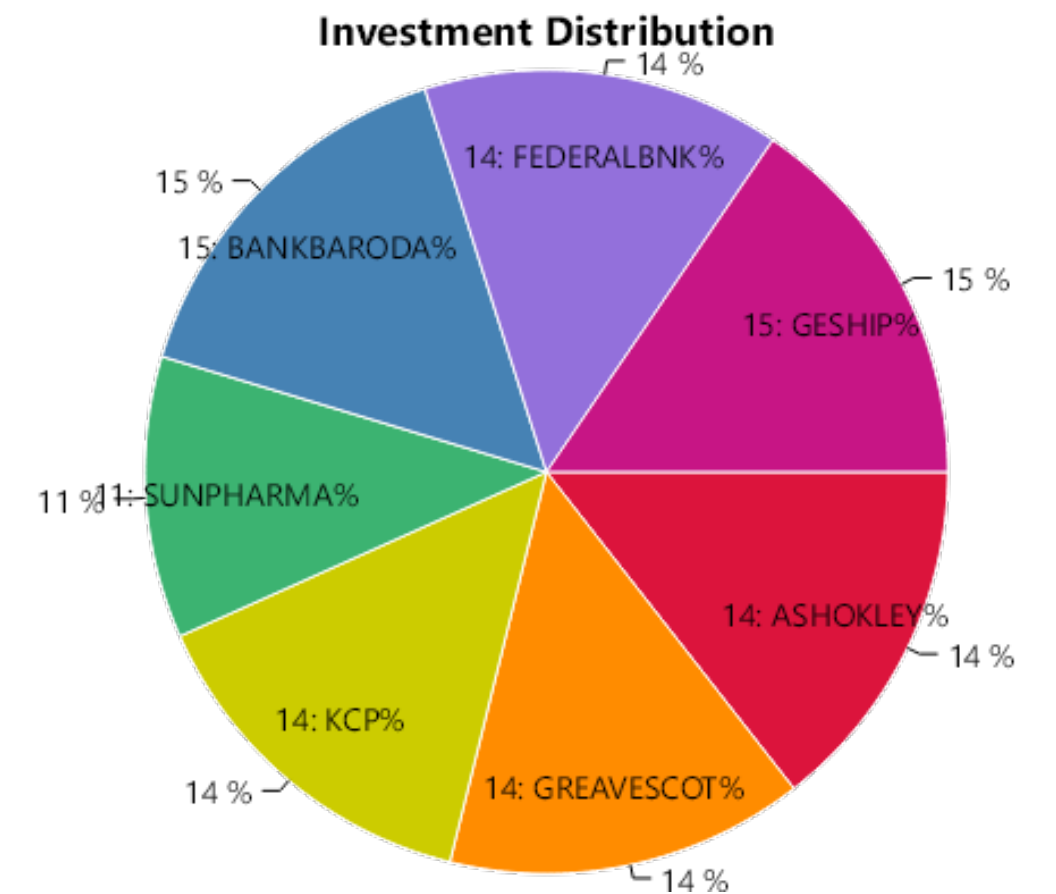
** Includes unrealized gains for open stocks, if any.

STOCK WISE PERFORMANCE SUMMARY

Sr No.	Stock Name	Status	Amount Invested*	Sale Proceeds*	Profit/(Loss)**	%Return
1	ASHOKLEY	Profit	4727.52	4910.82	183.30	3.88%
2	GREAVESCOT	Profit	4747.87	4960.55	212.68	4.48%
3	KCP	Profit	4663.20	4925.32	262.12	5.62%
4	SUNPHARMA	Profit	3632.07	3651.64	19.57	0.54%
5	BANKBARODA	Loss	4859.68	7783.56	2923.88	60.17%
6	FEDERALBNK	Loss	4746.43	4490.06	-256.37	-5.40%
7	GESHIP	Loss	4834.05	3816.37	-1017.68	-21.05%
Total			32210.82	34538.32	2327.50	7.23%

OVERALL PERFORMANCE SUMMARY

Amount Invested	Sale Proceeds	Profit/(Loss)	%Return
32210.82	34538.32	2327.50	7.23%



* We have considered the market value for open stocks as on the previous day prior to the report for open stocks.

** Includes unrealized gains for open stocks, if any.

STOCK WISE PERFORMANCE SUMMARY

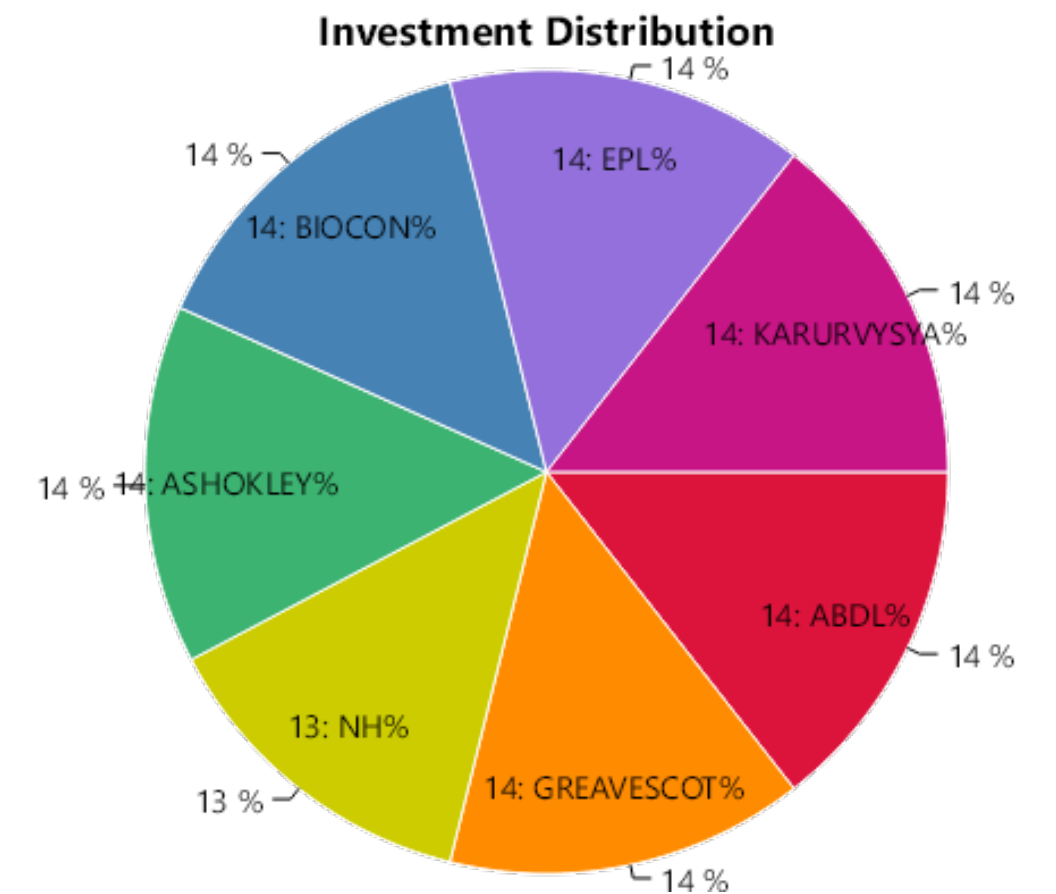
Sr No.	Stock Name	Status	Amount Invested*	Sale Proceeds*	Profit/(Loss)**	%Return
1	ABDL	Profit	11558.51	12112.83	554.32	4.80%
2	GREAVESCOT	Profit	11481.09	14066.57	2585.48	22.52%
3	NH	Profit	10805.36	11327.84	522.48	4.84%
4	ASHOKLEY	Loss	11532.26	11485.69	-46.57	-0.40%
5	BIOCON	Loss	11298.71	9068.40	-2230.31	-19.74%
6	EPL	Loss	11607.75	9083.26	-2524.49	-21.75%
7	KARURVYSYA	Loss	11572.58	9063.01	-2509.57	-21.69%
Total			79856.26	76207.60	-3648.66	-4.57%

OVERALL PERFORMANCE SUMMARY

Amount Invested	Sale Proceeds	Profit/(Loss)	%Return
79856.26	76207.60	-3648.66	-4.57%

* We have considered the market value for open stocks as on the previous day prior to the report for open stocks.

** Includes unrealized gains for open stocks, if any.



Contact Details

 LKP Securities Ltd, SPIP Division

 91 22 66351336 / 91 22 66351337  spip@lkpsec.com

 Registered Office: 203, Embassy Centre, Nariman Point, Mumbai - 400021.

 Registered Office: 2nd Floor, Gala Impecca, Andheri Kurla Road, Near Hotel Courtyard Marriott, Chakala, Andheri (East), Mumbai-400059.

Compliance & Grievance Officer

 Mr. Ritesh Tiwari

 022-6635 1234

 ho_compliance@lkpsec.com

Disclaimer & Disclosure : LKP Securities Ltd. (CIN-U67120MH1994PLC080039, www.Lkpsec.com) and its affiliates are a full- fledged, brokerage and financing group. LKP Securities Ltd is a SEBI registered Research Analyst with registration number INH000001758. LKP is a corporate trading member of Bombay Stock Exchange Limited (BSE), National Stock Exchange of India Limited (NSE) and Metropolitan Stock Exchange of India Limited (MSEI). LKP along with its subsidiaries offers the most comprehensive avenues for investments and is engaged in the businesses including stock broking (Institutional and retail), merchant banking, commodity broking, depository participant rendered in connection with distribution of primary market issues and financial products like mutual funds etc.

LKP offers research services to clients. The analyst for this report certifies that all of the views expressed in this report accurately reflect his or her personal views about the subject company or companies and its or their securities, and no part of his or her compensation was, is or will be, directly or indirectly related to specific recommendations or views expressed in this report.

Further, the information in the document has been printed on the basis of publicly available information; internal data and other sources believed to be true and are for general guidance only but which may have not been verified independently. While every effort is made to ensure the accuracy and completeness of information contained, the company takes no responsibility and assumes no liability for any error/ omission or accuracy of the information. Recipients of this material should rely on their own judgments and conclusions from relevant sources before making any investment. The investments discussed or recommended in this report may not be suitable for all investors. Opinion expressed is the current opinion as of the date appearing on the material only. Value of the investments referred to in this material are subject to volatility. Past performance is not a guide for future performance. Investment in securities market are subject to market risks. Read all the related documents carefully before investing. Registration granted by SEBI and certification from NISM in no way guarantee performance of the intermediary or provide any assurance of returns to investors. These securities quoted are for illustration only and are not recommendatory.

Mr. S. Ranganathan (Advisor) - SEBI Registration No-INH2200252399,
Mr. Kunal Bothra (Research Analyst) - SEBI Registered No. INH000005263



THANK YOU