

SPIP Performance Report 2024-2025

Client Name : CHANDRAKALA K. RAHANE

Client Code : RA001500

Date : 23/12/2025



Sr No.	Month	Amount Invested	Sale Proceeds*	Profit/(Loss)**	%Return
1	Jun-2024	39089.43	40799.75	1710.32	4.38%
2	Jul-2024	158214.01	155859.43	-2354.58	-1.49%
3	Aug-2024	256705.48	234773.27	-21932.21	-8.54%
4	Sep-2024	119753.68	115147.10	-4606.58	-3.85%
5	Oct-2024	90440.38	87002.30	-3438.08	-3.80%
6	Nov-2024	109768.82	104794.45	-4974.37	-4.53%
7	Dec-2024	91451.39	87207.83	-4243.56	-4.64%

* We have considered the market value for open stocks as on the previous day prior to the report for open stocks.

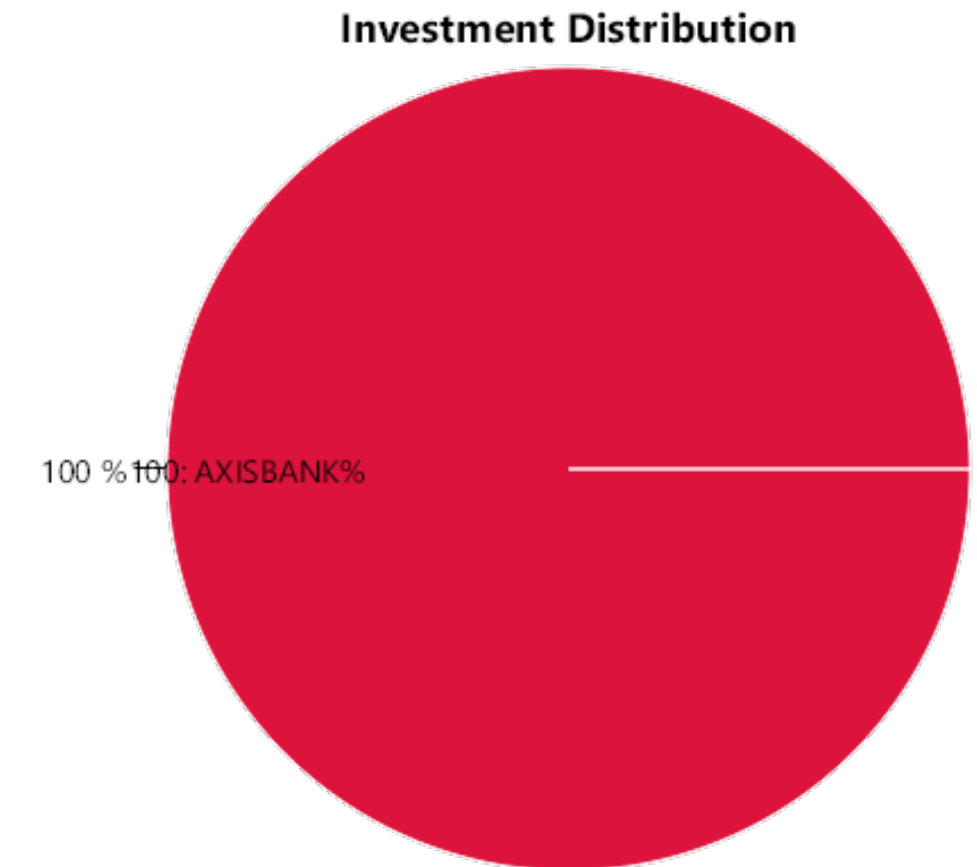
** Includes unrealized gains for open stocks, if any.

STOCK WISE PERFORMANCE SUMMARY

Sr No.	Stock Name	Status	Amount Invested*	Sale Proceeds*	Profit/(Loss)**	%Return
1	AXISBANK	Profit	39089.43	40799.75	1710.32	4.38%
2	CANBK	Out of range	0.00	0.00	0.00	0%
3	CMSINFO	Out of range	0.00	0.00	0.00	0%
4	COROMANDEL	Out of range	0.00	0.00	0.00	0%
5	CROMPTON	Out of range	0.00	0.00	0.00	0%
6	NMDC	Out of range	0.00	0.00	0.00	0%
Total			39089.43	40799.75	1710.32	4.38%

OVERALL PERFORMANCE SUMMARY

Amount Invested	Sale Proceeds	Profit/(Loss)	%Return
39089.43	40799.75	1710.32	4.38%



* We have considered the market value for open stocks as on the previous day prior to the report for open stocks.

** Includes unrealized gains for open stocks, if any.

STOCK WISE PERFORMANCE SUMMARY

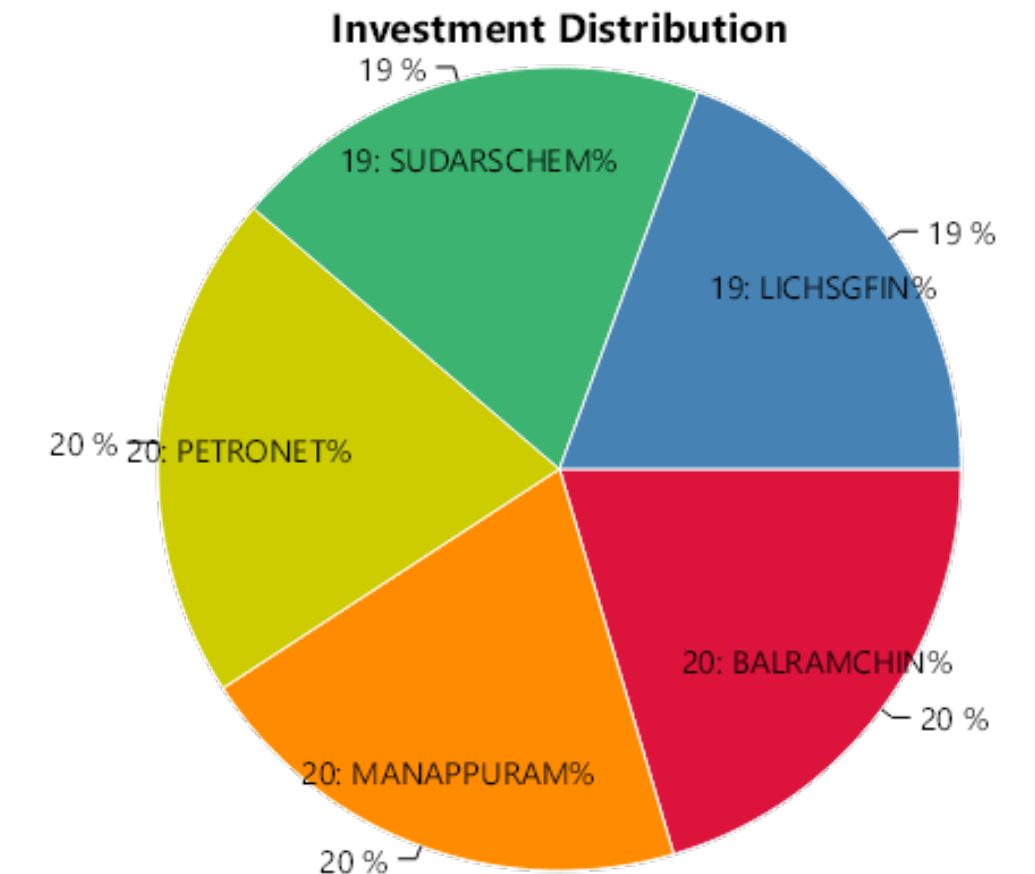
Sr No.	Stock Name	Status	Amount Invested*	Sale Proceeds*	Profit/(Loss)**	%Return
1	BALRAMCHIN	Profit	31980.12	32912.13	932.01	2.91%
2	MANAPPURAM	Profit	31933.84	32959.47	1025.63	3.21%
3	PETRONET	Profit	31858.87	32962.49	1103.62	3.46%
4	SUDARSCHEM	Profit	30981.43	32374.17	1392.74	4.50%
5	CMSINFO	Out of range	0.00	0.00	0.00	0%
6	LICHSGFIN	Loss	31459.75	24651.17	-6808.58	-21.64%
Total			158214.01	155859.43	-2354.58	-1.49%

OVERALL PERFORMANCE SUMMARY

Amount Invested	Sale Proceeds	Profit/(Loss)	%Return
158214.01	155859.43	-2354.58	-1.49%

* We have considered the market value for open stocks as on the previous day prior to the report for open stocks.

** Includes unrealized gains for open stocks, if any.

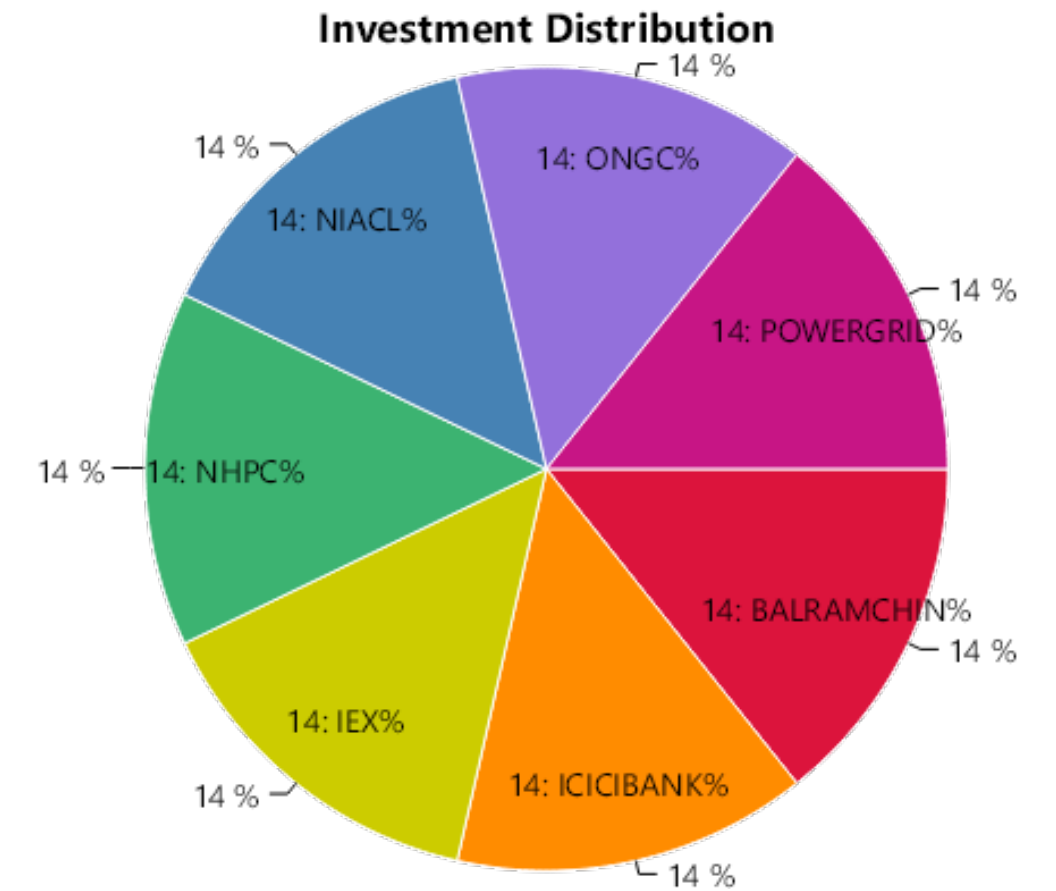


STOCK WISE PERFORMANCE SUMMARY

Sr No.	Stock Name	Status	Amount Invested*	Sale Proceeds*	Profit/(Loss)**	%Return
1	BALRAMCHIN	Profit	37187.33	39073.81	1886.48	5.07%
2	ICICIBANK	Profit	36786.05	39111.46	2325.41	6.32%
3	IEX	Profit	37313.63	39056.24	1742.61	4.67%
4	NHPC	Loss	36518.02	29234.22	-7283.80	-19.95%
5	NIACL	Loss	35958.60	29163.20	-6795.40	-18.90%
6	ONGC	Loss	36370.95	29648.94	-6722.01	-18.48%
7	POWERGRID	Loss	36570.90	29485.40	-7085.50	-19.37%
Total			256705.48	234773.27	-21932.21	-8.54%

OVERALL PERFORMANCE SUMMARY

Amount Invested	Sale Proceeds	Profit/(Loss)	%Return
256705.48	234773.27	-21932.21	-8.54%



* We have considered the market value for open stocks as on the previous day prior to the report for open stocks.

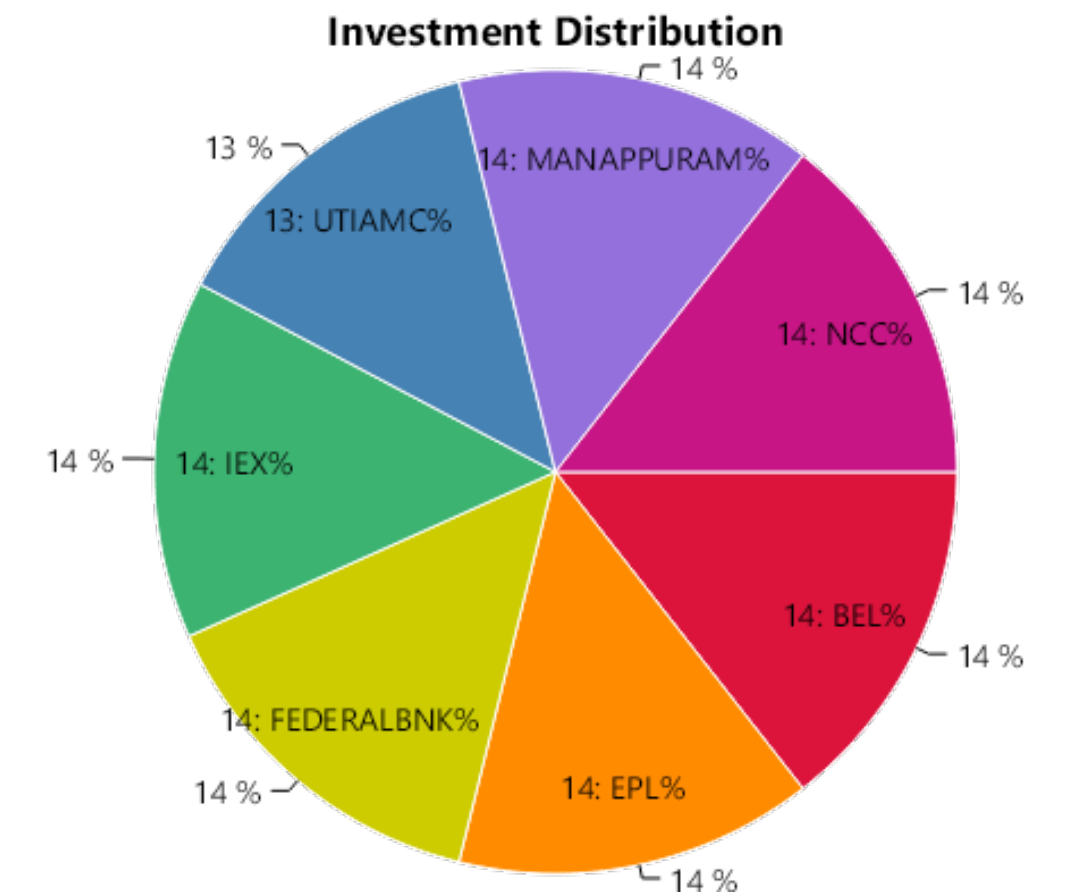
** Includes unrealized gains for open stocks, if any.

STOCK WISE PERFORMANCE SUMMARY

Sr No.	Stock Name	Status	Amount Invested*	Sale Proceeds*	Profit/(Loss)**	%Return
1	BEL	Profit	17029.53	17634.39	604.86	3.55%
2	EPL	Profit	17257.81	17916.64	658.83	3.82%
3	FEDERALBNK	Profit	17304.90	17883.56	578.66	3.34%
4	IEX	Profit	17219.54	17803.49	583.95	3.39%
5	UTIAMC	Profit	16383.64	16980.60	596.96	3.64%
6	MANAPPURAM	Loss	17344.42	13532.84	-3811.58	-21.98%
7	NCC	Loss	17213.84	13395.58	-3818.26	-22.18%
Total			119753.68	115147.10	-4606.58	-3.85%

OVERALL PERFORMANCE SUMMARY

Amount Invested	Sale Proceeds	Profit/(Loss)	%Return
119753.68	115147.10	-4606.58	-3.85%



* We have considered the market value for open stocks as on the previous day prior to the report for open stocks.

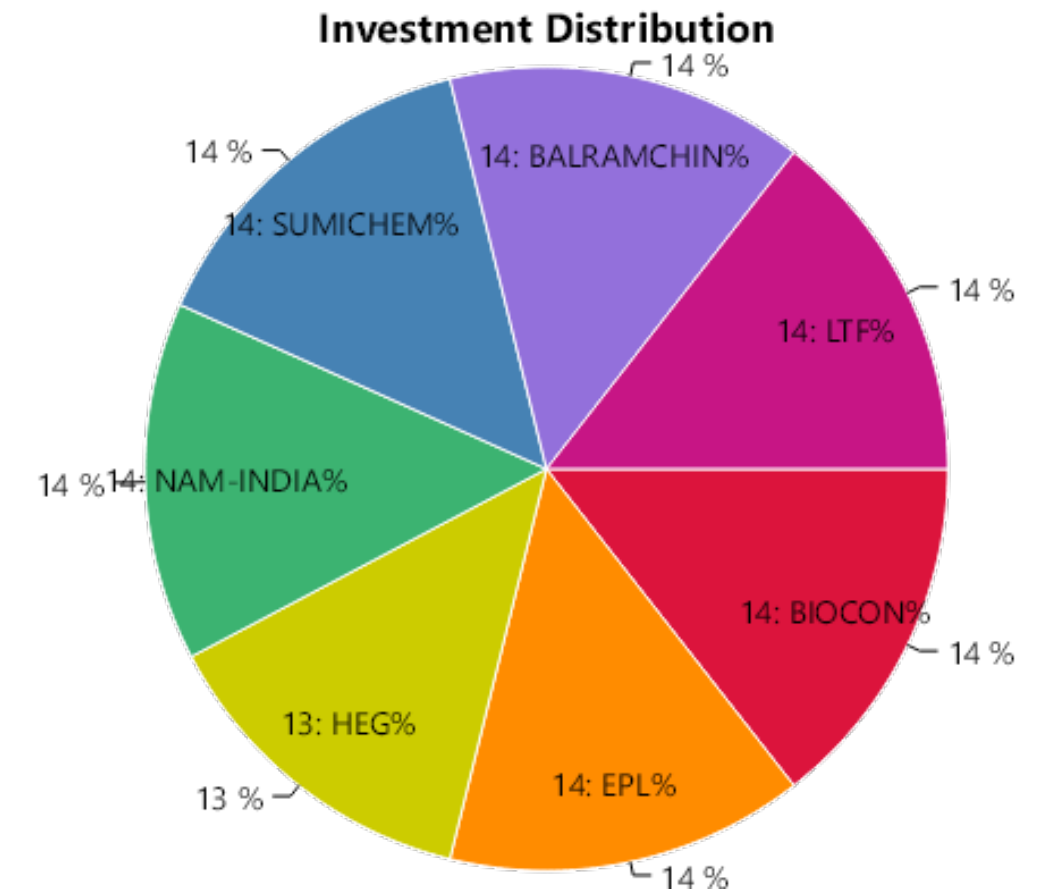
** Includes unrealized gains for open stocks, if any.

STOCK WISE PERFORMANCE SUMMARY

Sr No.	Stock Name	Status	Amount Invested*	Sale Proceeds*	Profit/(Loss)**	%Return
1	BIOCON	Profit	13012.20	13453.92	441.72	3.39%
2	EPL	Profit	13197.66	13551.62	353.96	2.68%
3	HEG	Profit	12160.50	12606.65	446.15	3.67%
4	NAM-INDIA	Profit	12736.46	13158.87	422.41	3.32%
5	SUMICHEM	Profit	13386.72	13816.16	429.44	3.21%
6	BALRAMCHIN	Loss	12811.88	10047.49	-2764.39	-21.58%
7	LTF	Loss	13134.96	10367.59	-2767.37	-21.07%
Total			90440.38	87002.30	-3438.08	-3.80%

OVERALL PERFORMANCE SUMMARY

Amount Invested	Sale Proceeds	Profit/(Loss)	%Return
90440.38	87002.30	-3438.08	-3.80%



* We have considered the market value for open stocks as on the previous day prior to the report for open stocks.

** Includes unrealized gains for open stocks, if any.

STOCK WISE PERFORMANCE SUMMARY

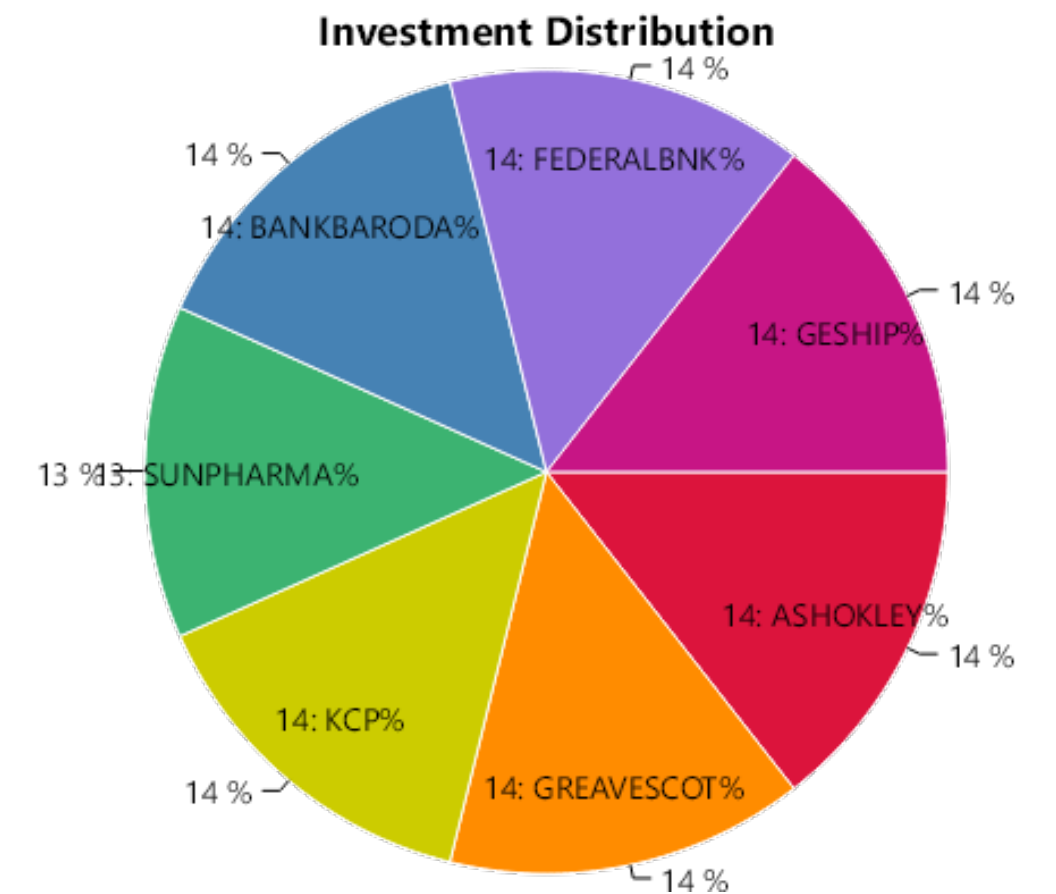
Sr No.	Stock Name	Status	Amount Invested*	Sale Proceeds*	Profit/(Loss)**	%Return
1	ASHOKLEY	Profit	15983.52	16604.00	620.48	3.88%
2	GREAVESCOT	Profit	15955.80	16666.44	710.64	4.45%
3	KCP	Profit	15854.88	16746.87	891.99	5.63%
4	SUNPHARMA	Profit	14528.32	14608.96	80.64	0.56%
5	BANKBARODA	Loss	15854.64	12696.36	-3158.28	-19.92%
6	FEDERALBNK	Loss	15888.18	15046.57	-841.61	-5.30%
7	GESHIP	Loss	15703.48	12425.25	-3278.23	-20.88%
Total			109768.82	104794.45	-4974.37	-4.53%

OVERALL PERFORMANCE SUMMARY

Amount Invested	Sale Proceeds	Profit/(Loss)	%Return
109768.82	104794.45	-4974.37	-4.53%

* We have considered the market value for open stocks as on the previous day prior to the report for open stocks.

** Includes unrealized gains for open stocks, if any.



STOCK WISE PERFORMANCE SUMMARY

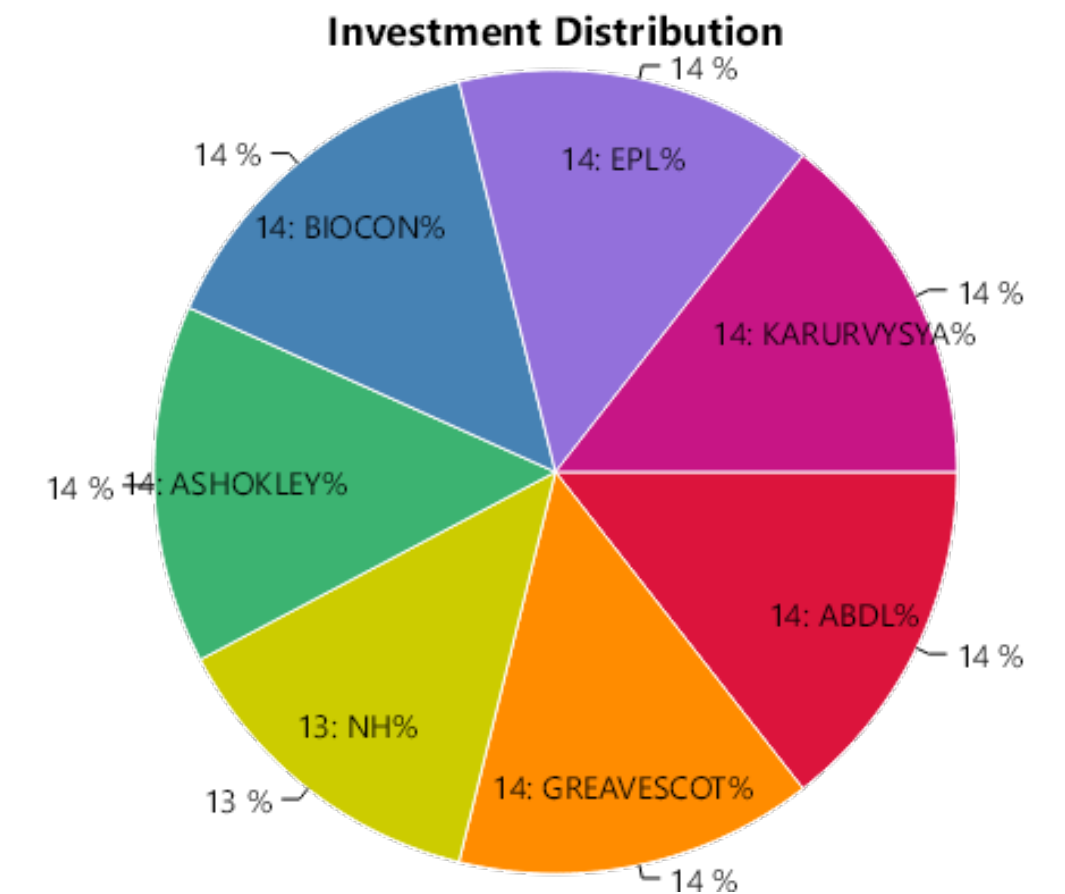
Sr No.	Stock Name	Status	Amount Invested*	Sale Proceeds*	Profit/(Loss)**	%Return
1	ABDL	Profit	13050.10	13675.90	625.80	4.80%
2	GREAVESCOT	Profit	13293.60	16287.56	2993.96	22.52%
3	NH	Profit	12156.48	12743.82	587.34	4.83%
4	ASHOKLEY	Loss	13190.75	13125.66	-65.09	-0.49%
5	BIOCON	Loss	13197.80	10579.80	-2618.00	-19.84%
6	EPL	Loss	13266.24	10382.27	-2883.97	-21.74%
7	KARURVYSYA	Loss	13296.42	10412.82	-2883.60	-21.69%
Total			91451.39	87207.83	-4243.56	-4.64%

OVERALL PERFORMANCE SUMMARY

Amount Invested	Sale Proceeds	Profit/(Loss)	%Return
91451.39	87207.83	-4243.56	-4.64%

* We have considered the market value for open stocks as on the previous day prior to the report for open stocks.

** Includes unrealized gains for open stocks, if any.



Contact Details

 LKP Securities Ltd, SPIP Division

 91 22 66351336 / 91 22 66351337  spip@lkpsec.com

 Registered Office: 203, Embassy Centre, Nariman Point, Mumbai - 400021.

 Registered Office: 2nd Floor, Gala Impecca, Andheri Kurla Road, Near Hotel Courtyard Marriott, Chakala, Andheri (East), Mumbai-400059.

Compliance & Grievance Officer

 Mr. Ritesh Tiwari

 022-6635 1234

 ho_compliance@lkpsec.com

Disclaimer & Disclosure : LKP Securities Ltd. (CIN-U67120MH1994PLC080039, www.Lkpsec.com) and its affiliates are a full- fledged, brokerage and financing group. LKP Securities Ltd is a SEBI registered Research Analyst with registration number INH000001758. LKP is a corporate trading member of Bombay Stock Exchange Limited (BSE), National Stock Exchange of India Limited (NSE) and Metropolitan Stock Exchange of India Limited (MSEI). LKP along with its subsidiaries offers the most comprehensive avenues for investments and is engaged in the businesses including stock broking (Institutional and retail), merchant banking, commodity broking, depository participant rendered in connection with distribution of primary market issues and financial products like mutual funds etc.

LKP offers research services to clients. The analyst for this report certifies that all of the views expressed in this report accurately reflect his or her personal views about the subject company or companies and its or their securities, and no part of his or her compensation was, is or will be, directly or indirectly related to specific recommendations or views expressed in this report.

Further, the information in the document has been printed on the basis of publicly available information; internal data and other sources believed to be true and are for general guidance only but which may have not been verified independently. While every effort is made to ensure the accuracy and completeness of information contained, the company takes no responsibility and assumes no liability for any error/ omission or accuracy of the information. Recipients of this material should rely on their own judgments and conclusions from relevant sources before making any investment. The investments discussed or recommended in this report may not be suitable for all investors. Opinion expressed is the current opinion as of the date appearing on the material only. Value of the investments referred to in this material are subject to volatility. Past performance is not a guide for future performance. Investment in securities market are subject to market risks. Read all the related documents carefully before investing. Registration granted by SEBI and certification from NISM in no way guarantee performance of the intermediary or provide any assurance of returns to investors. These securities quoted are for illustration only and are not recommendatory.

Mr. S. Ranganathan (Advisor) - SEBI Registration No-INH2200252399,
Mr. Kunal Bothra (Research Analyst) - SEBI Registered No. INH000005263



THANK YOU