

# SPIP Performance Report 2024-2025

Client Name : MR SWAPNIL AVDHUTRAO UGHADE

Client Code : RA001507

Date : 23/12/2025



Sr No.	Month	Amount Invested	Sale Proceeds*	Profit/(Loss)**	%Return
1	Jun-2024	81159.68	84851.61	3691.93	4.55%
2	Jul-2024	214470.79	212113.84	-2356.95	-1.10%
3	Aug-2024	127052.05	116663.56	-10388.49	-8.18%
4	Sep-2024	19485.05	21205.34	1720.29	8.83%
5	Oct-2024	26377.76	28999.89	2622.13	9.94%
6	Nov-2024	2611.72	2954.25	342.53	13.12%

\* We have considered the market value for open stocks as on the previous day prior to the report for open stocks.

\*\* Includes unrealized gains for open stocks, if any.

## STOCK WISE PERFORMANCE SUMMARY

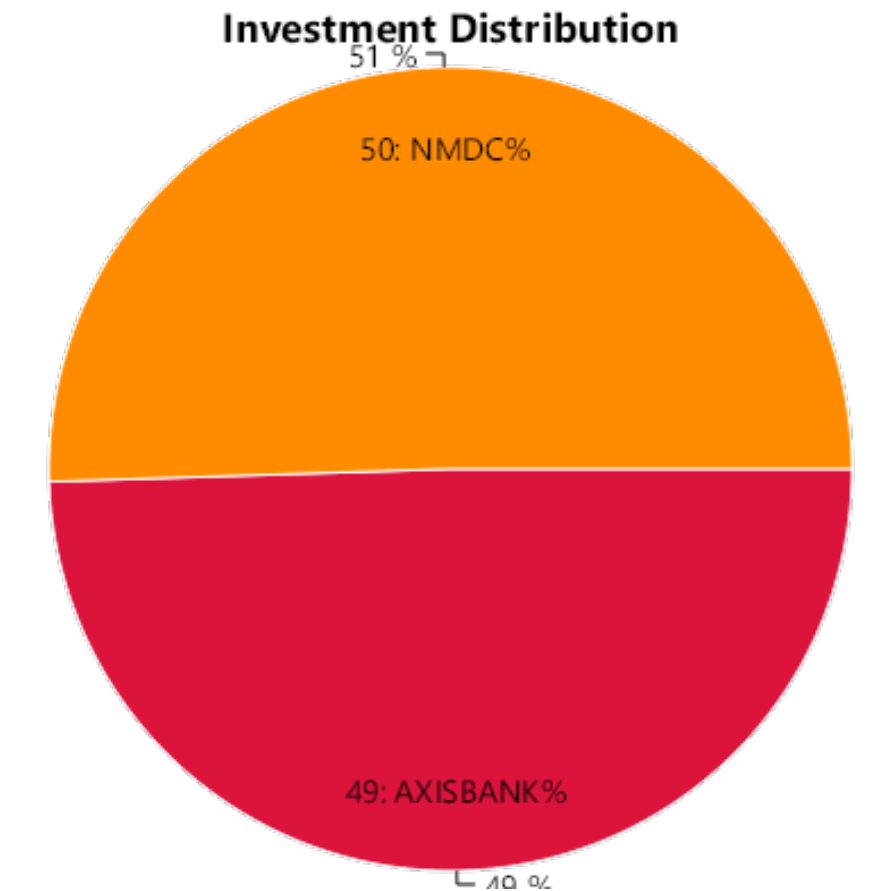
Sr No.	Stock Name	Status	Amount Invested*	Sale Proceeds*	Profit/(Loss)**	%Return
1	AXISBANK	Profit	40182.89	42136.25	1953.36	4.86%
2	NMDC	Profit	40976.79	42715.36	1738.57	4.24%
3	CANBK	Out of range	0.00	0.00	0.00	0%
4	CMSINFO	Out of range	0.00	0.00	0.00	0%
5	COROMANDEL	Out of range	0.00	0.00	0.00	0%
6	CROMPTON	Out of range	0.00	0.00	0.00	0%
<b>Total</b>			<b>81159.68</b>	<b>84851.61</b>	<b>3691.93</b>	<b>4.55%</b>

## OVERALL PERFORMANCE SUMMARY

Amount Invested	Sale Proceeds	Profit/(Loss)	%Return
81159.68	84851.61	3691.93	4.55%

\* We have considered the market value for open stocks as on the previous day prior to the report for open stocks.

\*\* Includes unrealized gains for open stocks, if any.



## STOCK WISE PERFORMANCE SUMMARY

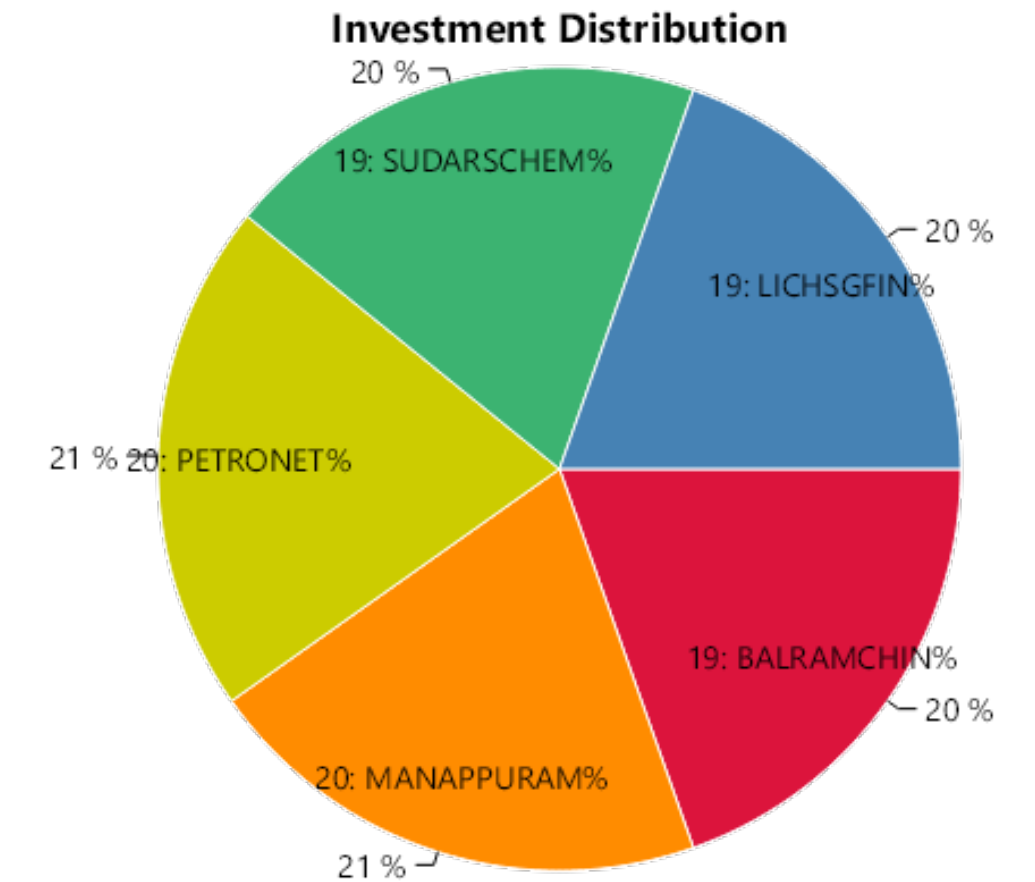
Sr No.	Stock Name	Status	Amount Invested*	Sale Proceeds*	Profit/(Loss)**	%Return
1	BALRAMCHIN	Profit	42830.18	44288.95	1458.77	3.41%
2	MANAPPURAM	Profit	43040.36	44633.53	1593.17	3.70%
3	PETRONET	Profit	43158.06	44865.94	1707.88	3.96%
4	SUDARSCHEM	Profit	42790.83	44745.73	1954.90	4.57%
5	CMSINFO	Out of range	0.00	0.00	0.00	0%
6	LICHSGFIN	Loss	42651.36	33579.69	-9071.67	-21.27%
<b>Total</b>			<b>214470.79</b>	<b>212113.84</b>	<b>-2356.95</b>	<b>-1.10%</b>

## OVERALL PERFORMANCE SUMMARY

Amount Invested	Sale Proceeds	Profit/(Loss)	%Return
214470.79	212113.84	-2356.95	-1.10%

\* We have considered the market value for open stocks as on the previous day prior to the report for open stocks.

\*\* Includes unrealized gains for open stocks, if any.



## STOCK WISE PERFORMANCE SUMMARY

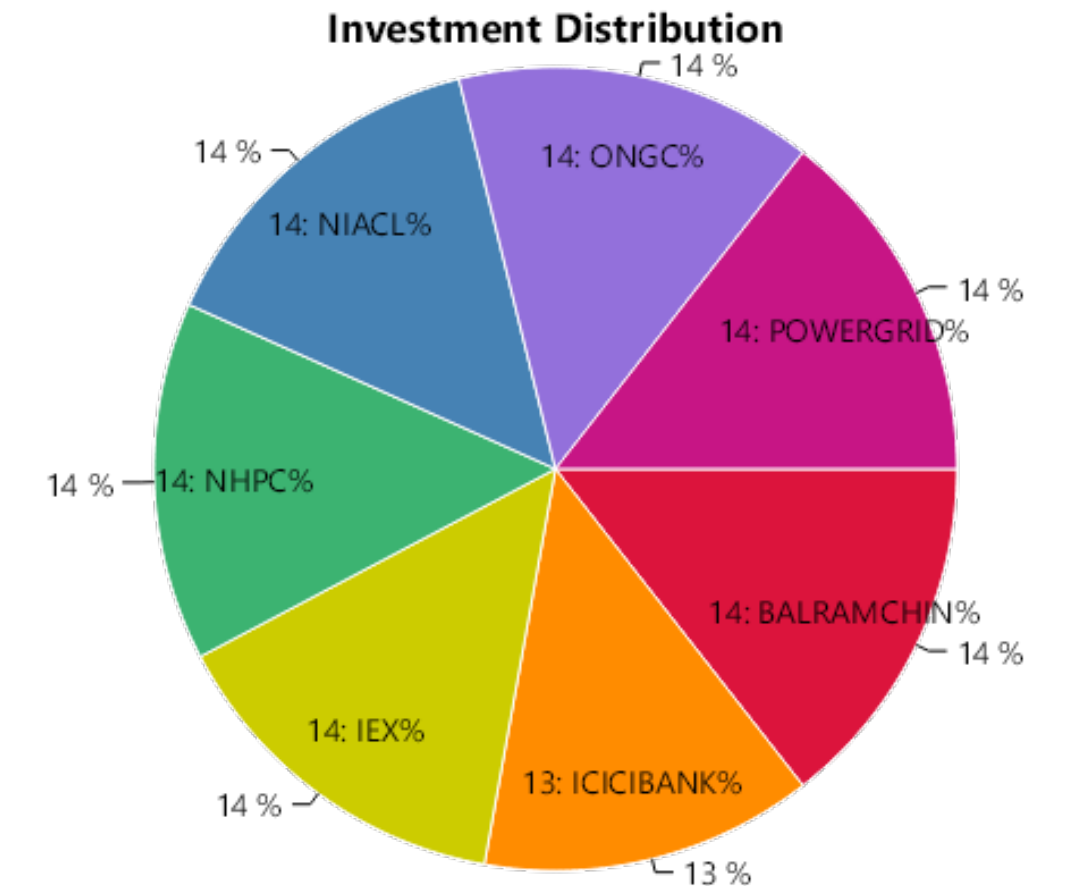
Sr No.	Stock Name	Status	Amount Invested*	Sale Proceeds*	Profit/(Loss)**	%Return
1	BALRAMCHIN	Profit	18192.54	19329.60	1137.06	6.25%
2	ICICIBANK	Profit	17760.73	18963.00	1202.27	6.77%
3	IEX	Profit	18613.49	19574.71	961.22	5.16%
4	NHPC	Loss	18265.65	14691.36	-3574.29	-19.57%
5	NIACL	Loss	17970.66	14615.44	-3355.22	-18.67%
6	ONGC	Loss	17993.84	14711.76	-3282.08	-18.24%
7	POWERGRID	Loss	18255.14	14777.69	-3477.45	-19.05%
<b>Total</b>			<b>127052.05</b>	<b>116663.56</b>	<b>-10388.49</b>	<b>-8.18%</b>

## OVERALL PERFORMANCE SUMMARY

Amount Invested	Sale Proceeds	Profit/(Loss)	%Return
127052.05	116663.56	-10388.49	-8.18%

\* We have considered the market value for open stocks as on the previous day prior to the report for open stocks.

\*\* Includes unrealized gains for open stocks, if any.



## STOCK WISE PERFORMANCE SUMMARY

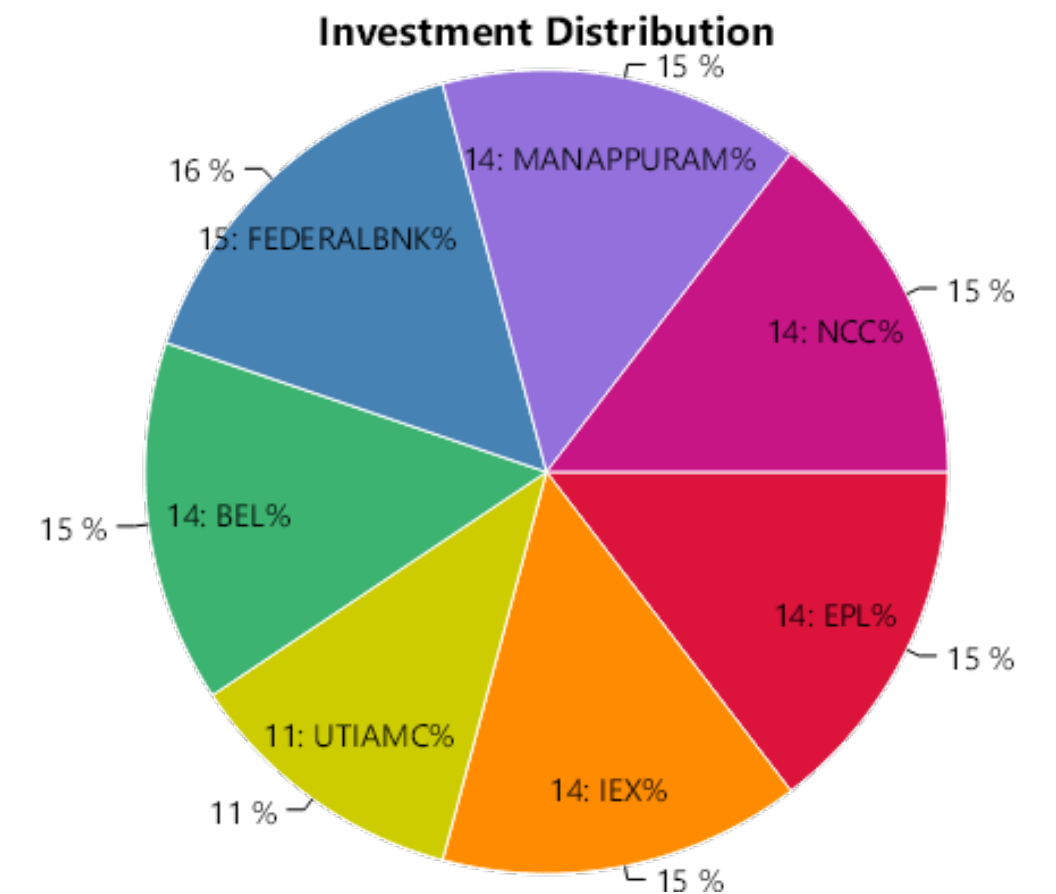
Sr No.	Stock Name	Status	Amount Invested*	Sale Proceeds*	Profit/(Loss)**	%Return
1	EPL	Profit	2784.75	2904.11	119.36	4.29%
2	IEX	Profit	2897.24	3010.14	112.90	3.90%
3	UTIAMC	Profit	2334.65	2430.68	96.03	4.11%
4	BEL	Open	2729.65	3590.55	860.90	31.54%
5	FEDERALBNK	Open	2976.02	4037.25	1061.23	35.66%
6	MANAPPURAM	Open	2846.92	3823.30	976.38	34.30%
7	NCC	Open	2915.82	1409.31	-1506.51	-51.67%
<b>Total</b>			<b>19485.05</b>	<b>21205.34</b>	<b>1720.29</b>	<b>8.83%</b>

## OVERALL PERFORMANCE SUMMARY

Amount Invested	Sale Proceeds	Profit/(Loss)	%Return
19485.05	21205.34	1720.29	8.83%

\* We have considered the market value for open stocks as on the previous day prior to the report for open stocks.

\*\* Includes unrealized gains for open stocks, if any.

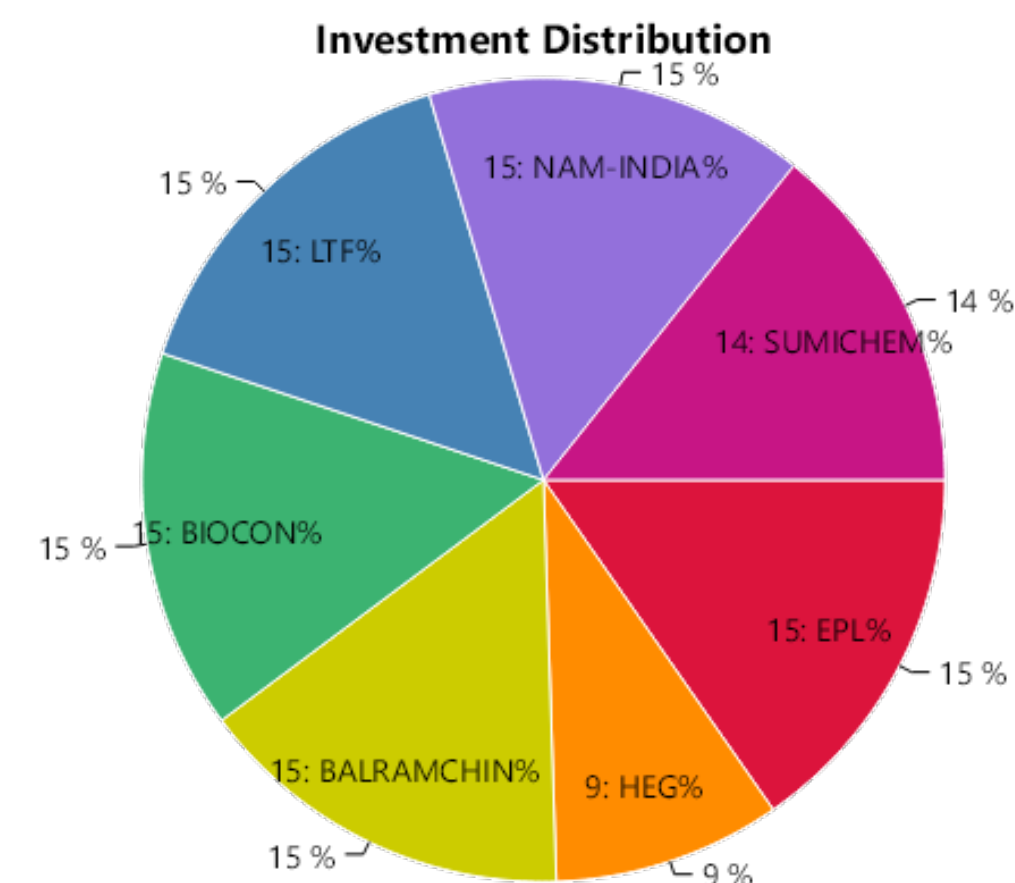


## STOCK WISE PERFORMANCE SUMMARY

Sr No.	Stock Name	Status	Amount Invested*	Sale Proceeds*	Profit/(Loss)**	%Return
1	EPL	Profit	4032.00	4158.49	126.49	3.14%
2	HEG	Profit	2427.26	2526.40	99.14	4.08%
3	BALRAMCHIN	Open	4038.42	2646.30	-1392.12	-34.47%
4	BIOCON	Open	3966.93	4392.30	425.37	10.72%
5	LTF	Open	4002.46	6673.70	2671.24	66.74%
6	NAM-INDIA	Open	4014.00	5417.70	1403.70	34.97%
7	SUMICHEM	Open	3896.69	3185.00	-711.69	-18.26%
<b>Total</b>			<b>26377.76</b>	<b>28999.89</b>	<b>2622.13</b>	<b>9.94%</b>

## OVERALL PERFORMANCE SUMMARY

Amount Invested	Sale Proceeds	Profit/(Loss)	%Return
26377.76	28999.89	2622.13	9.94%



\* We have considered the market value for open stocks as on the previous day prior to the report for open stocks.

\*\* Includes unrealized gains for open stocks, if any.

## STOCK WISE PERFORMANCE SUMMARY

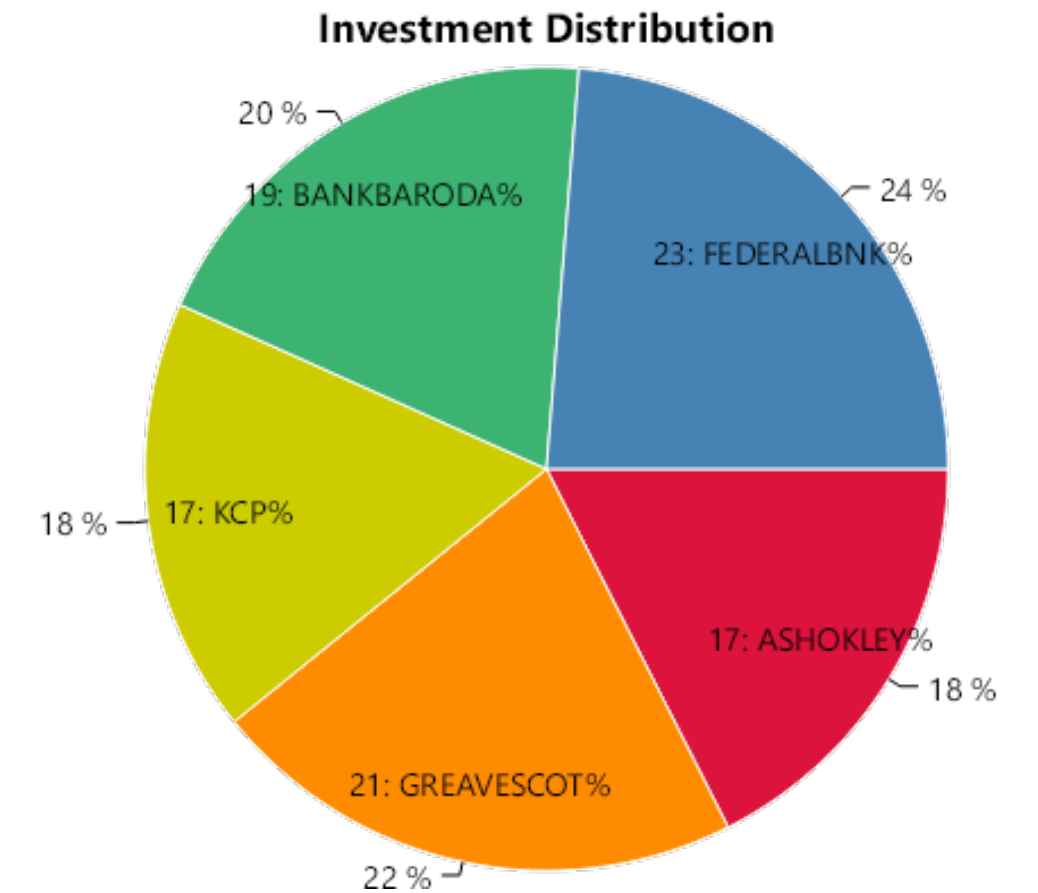
Sr No.	Stock Name	Status	Amount Invested*	Sale Proceeds*	Profit/(Loss)**	%Return
1	ASHOKLEY	Profit	449.34	469.31	19.97	4.44%
2	GREAVESCOT	Profit	568.71	596.25	27.54	4.84%
3	KCP	Profit	465.40	493.24	27.84	5.98%
4	BANKBARODA	Open	510.42	588.00	77.58	15.20%
5	FEDERALBNK	Open	617.85	807.45	189.60	30.69%
6	GESHIP	Out of range	0.00	0.00	0.00	0%
7	SUNPHARMA	Out of range	0.00	0.00	0.00	0%
<b>Total</b>			<b>2611.72</b>	<b>2954.25</b>	<b>342.53</b>	<b>13.12%</b>

## OVERALL PERFORMANCE SUMMARY

Amount Invested	Sale Proceeds	Profit/(Loss)	%Return
2611.72	2954.25	342.53	13.12%

\* We have considered the market value for open stocks as on the previous day prior to the report for open stocks.

\*\* Includes unrealized gains for open stocks, if any.



## Contact Details

 LKP Securities Ltd, SPIP Division

 91 22 66351336 / 91 22 66351337     [spip@lkpsec.com](mailto:spip@lkpsec.com)

 Registered Office: 203, Embassy Centre, Nariman Point, Mumbai - 400021.

 Registered Office: 2nd Floor, Gala Impecca, Andheri Kurla Road, Near Hotel Courtyard Marriott, Chakala, Andheri (East), Mumbai-400059.

## Compliance & Grievance Officer

 Mr. Ritesh Tiwari

 022-6635 1234

 [ho\\_compliance@lkpsec.com](mailto:ho_compliance@lkpsec.com)

**Disclaimer & Disclosure :** LKP Securities Ltd. (CIN-U67120MH1994PLC080039, www.Lkpsec.com) and its affiliates are a full- fledged, brokerage and financing group. LKP Securities Ltd is a SEBI registered Research Analyst with registration number INH000001758. LKP is a corporate trading member of Bombay Stock Exchange Limited (BSE), National Stock Exchange of India Limited (NSE) and Metropolitan Stock Exchange of India Limited (MSEI). LKP along with its subsidiaries offers the most comprehensive avenues for investments and is engaged in the businesses including stock broking (Institutional and retail), merchant banking, commodity broking, depository participant rendered in connection with distribution of primary market issues and financial products like mutual funds etc.

LKP offers research services to clients. The analyst for this report certifies that all of the views expressed in this report accurately reflect his or her personal views about the subject company or companies and its or their securities, and no part of his or her compensation was, is or will be, directly or indirectly related to specific recommendations or views expressed in this report.

Further, the information in the document has been printed on the basis of publicly available information; internal data and other sources believed to be true and are for general guidance only but which may have not been verified independently. While every effort is made to ensure the accuracy and completeness of information contained, the company takes no responsibility and assumes no liability for any error/ omission or accuracy of the information. Recipients of this material should rely on their own judgments and conclusions from relevant sources before making any investment. The investments discussed or recommended in this report may not be suitable for all investors. Opinion expressed is the current opinion as of the date appearing on the material only. Value of the investments referred to in this material are subject to volatility. Past performance is not a guide for future performance. Investment in securities market are subject to market risks. Read all the related documents carefully before investing. Registration granted by SEBI and certification from NISM in no way guarantee performance of the intermediary or provide any assurance of returns to investors. These securities quoted are for illustration only and are not recommendatory.

Mr. S. Ranganathan (Advisor) - SEBI Registration No-INH2200252399,  
Mr. Kunal Bothra (Research Analyst) - SEBI Registered No. INH000005263

**THANK YOU**