

SPIP Performance Report 2024-2025

Client Name : MRS SOHAM SHAILESH SARAF

Client Code : RA001510

Date : 23/12/2025



Sr No.	Month	Amount Invested	Sale Proceeds*	Profit/(Loss)**	%Return
1	Jun-2024	205990.78	204148.77	-1842.01	-0.89%
2	Jul-2024	148441.83	146154.63	-2287.20	-1.54%
3	Sep-2024	104265.67	100271.33	-3994.34	-3.83%
4	Oct-2024	85372.22	82330.53	-3041.69	-3.56%
5	Nov-2024	83549.56	79600.29	-3949.27	-4.73%
6	Dec-2024	92255.06	88114.42	-4140.64	-4.49%

* We have considered the market value for open stocks as on the previous day prior to the report for open stocks.

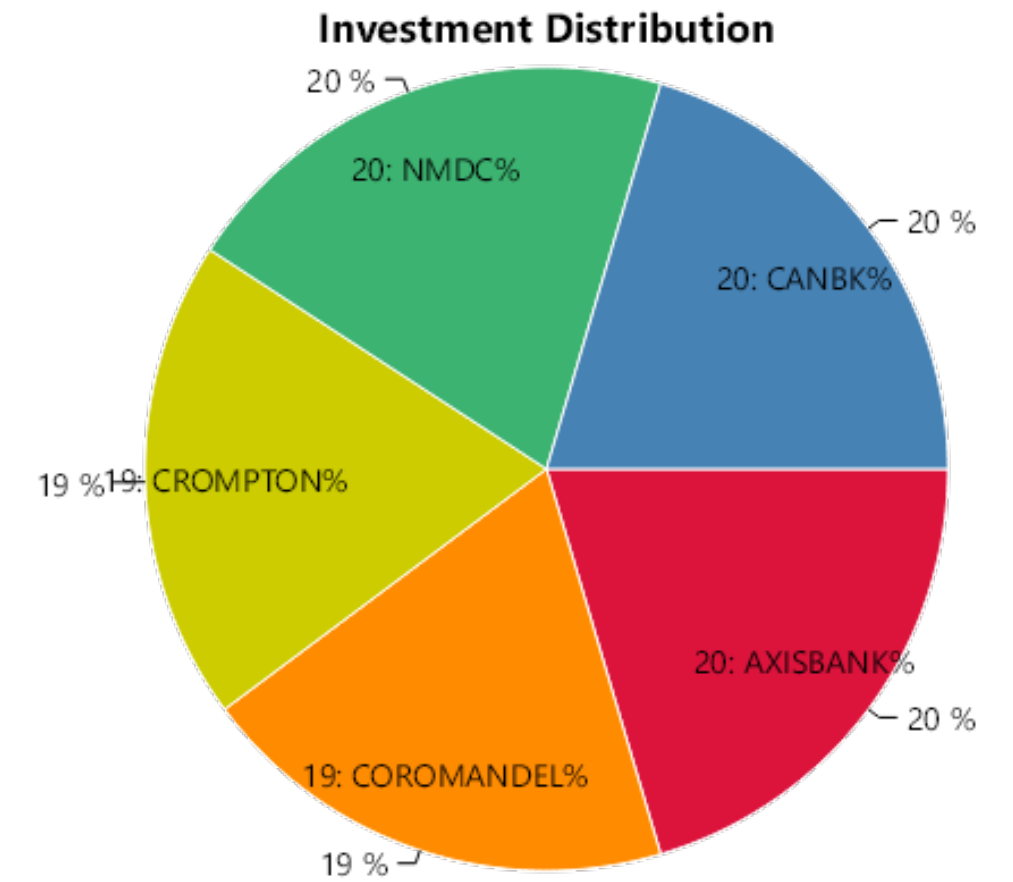
** Includes unrealized gains for open stocks, if any.

STOCK WISE PERFORMANCE SUMMARY

Sr No.	Stock Name	Status	Amount Invested*	Sale Proceeds*	Profit/(Loss)**	%Return
1	AXISBANK	Profit	41280.75	43267.37	1986.62	4.81%
2	COROMANDEL	Profit	40780.92	42532.07	1751.15	4.29%
3	CROMPTON	Profit	41088.04	42948.10	1860.06	4.53%
4	NMDC	Profit	41584.34	43147.31	1562.97	3.76%
5	CMSINFO	Out of range	0.00	0.00	0.00	0%
6	CANBK	Loss	41256.73	32253.92	-9002.81	-21.82%
Total			205990.78	204148.77	-1842.01	-0.89%

OVERALL PERFORMANCE SUMMARY

Amount Invested	Sale Proceeds	Profit/(Loss)	%Return
205990.78	204148.77	-1842.01	-0.89%



* We have considered the market value for open stocks as on the previous day prior to the report for open stocks.

** Includes unrealized gains for open stocks, if any.

STOCK WISE PERFORMANCE SUMMARY

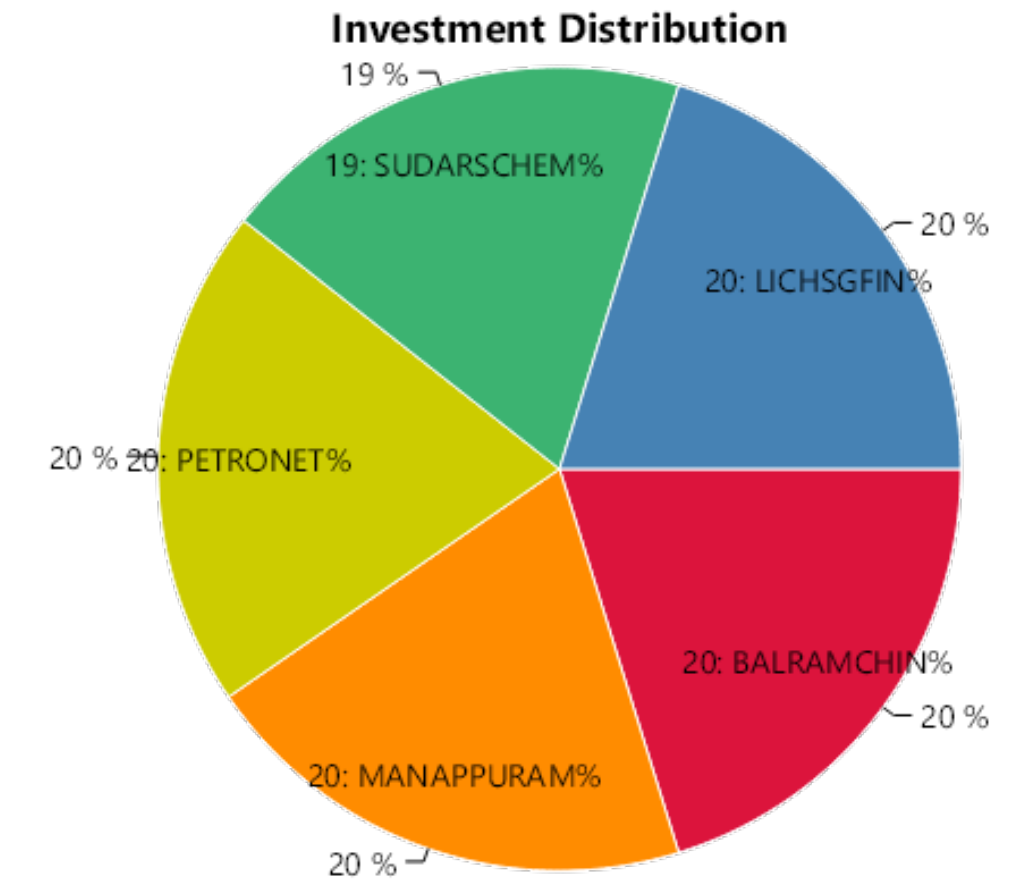
Sr No.	Stock Name	Status	Amount Invested*	Sale Proceeds*	Profit/(Loss)**	%Return
1	BALRAMCHIN	Profit	29789.21	30655.36	866.15	2.91%
2	MANAPPURAM	Profit	29818.63	30776.66	958.03	3.21%
3	PETRONET	Profit	29846.34	30878.15	1031.81	3.46%
4	SUDARSCHEM	Profit	29141.62	30457.74	1316.12	4.52%
5	CMSINFO	Out of range	0.00	0.00	0.00	0%
6	LICHSGFIN	Loss	29846.03	23386.72	-6459.31	-21.64%
Total			148441.83	146154.63	-2287.20	-1.54%

OVERALL PERFORMANCE SUMMARY

Amount Invested	Sale Proceeds	Profit/(Loss)	%Return
148441.83	146154.63	-2287.20	-1.54%

* We have considered the market value for open stocks as on the previous day prior to the report for open stocks.

** Includes unrealized gains for open stocks, if any.

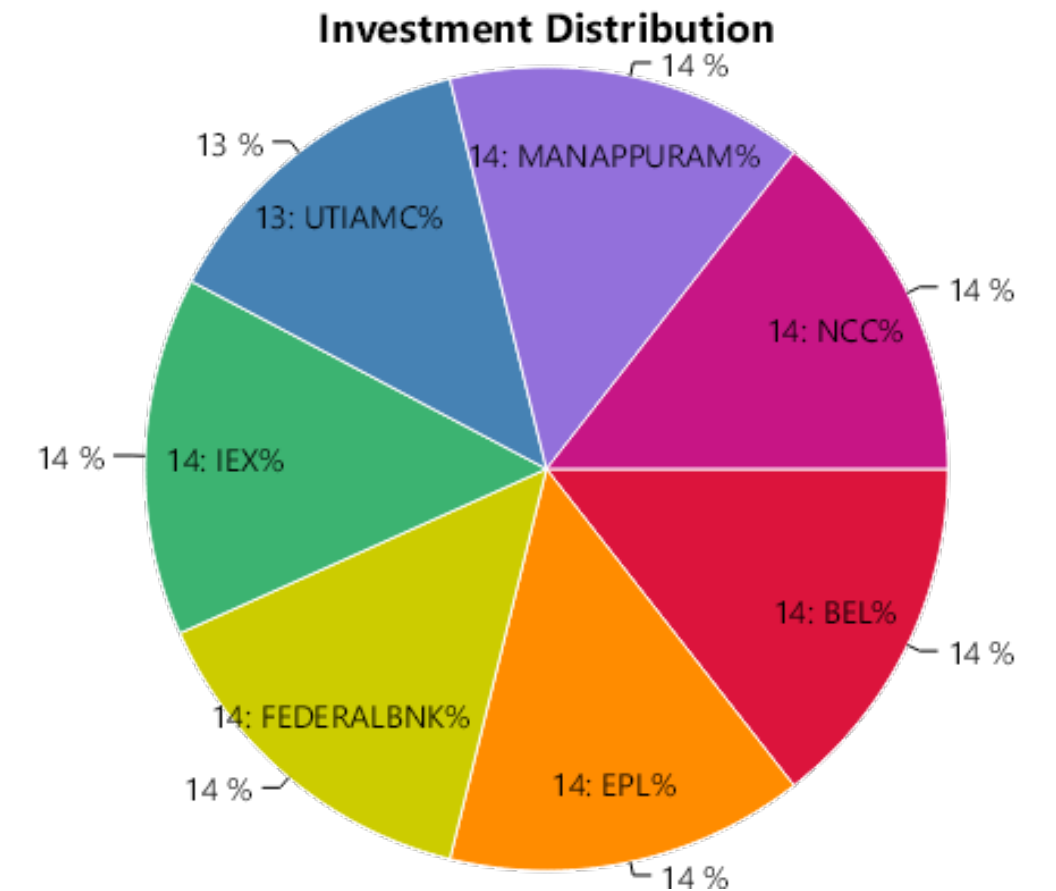


STOCK WISE PERFORMANCE SUMMARY

Sr No.	Stock Name	Status	Amount Invested*	Sale Proceeds*	Profit/(Loss)**	%Return
1	BEL	Profit	14900.73	15437.50	536.77	3.60%
2	EPL	Profit	14973.20	15545.32	572.12	3.82%
3	FEDERALBNK	Profit	15116.42	15622.13	505.71	3.35%
4	IEX	Profit	15144.40	15658.32	513.92	3.39%
5	UTIAMC	Profit	14042.66	14554.80	512.14	3.65%
6	MANAPPURAM	Loss	15148.43	11827.63	-3320.80	-21.92%
7	NCC	Loss	14939.83	11625.63	-3314.20	-22.18%
Total			104265.67	100271.33	-3994.34	-3.83%

OVERALL PERFORMANCE SUMMARY

Amount Invested	Sale Proceeds	Profit/(Loss)	%Return
104265.67	100271.33	-3994.34	-3.83%



* We have considered the market value for open stocks as on the previous day prior to the report for open stocks.

** Includes unrealized gains for open stocks, if any.

STOCK WISE PERFORMANCE SUMMARY

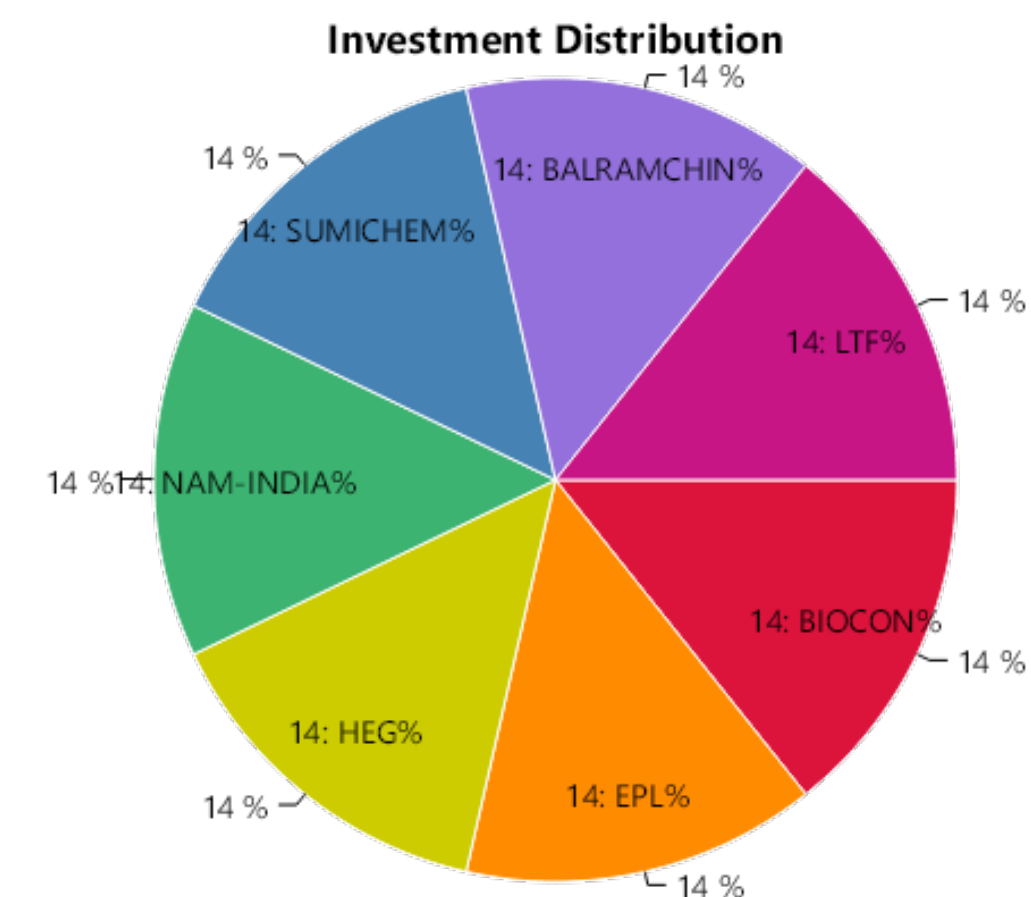
Sr No.	Stock Name	Status	Amount Invested*	Sale Proceeds*	Profit/(Loss)**	%Return
1	BIOCON	Profit	12263.46	12706.48	443.02	3.61%
2	EPL	Profit	12366.64	12722.08	355.44	2.87%
3	HEG	Profit	12148.95	12606.65	457.70	3.77%
4	NAM-INDIA	Profit	12051.74	12465.61	413.87	3.43%
5	SUMICHEM	Profit	12271.16	12664.64	393.48	3.21%
6	BALRAMCHIN	Loss	12079.62	9518.15	-2561.47	-21.20%
7	LTF	Loss	12190.65	9646.92	-2543.73	-20.87%
Total			85372.22	82330.53	-3041.69	-3.56%

OVERALL PERFORMANCE SUMMARY

Amount Invested	Sale Proceeds	Profit/(Loss)	%Return
85372.22	82330.53	-3041.69	-3.56%

* We have considered the market value for open stocks as on the previous day prior to the report for open stocks.

** Includes unrealized gains for open stocks, if any.

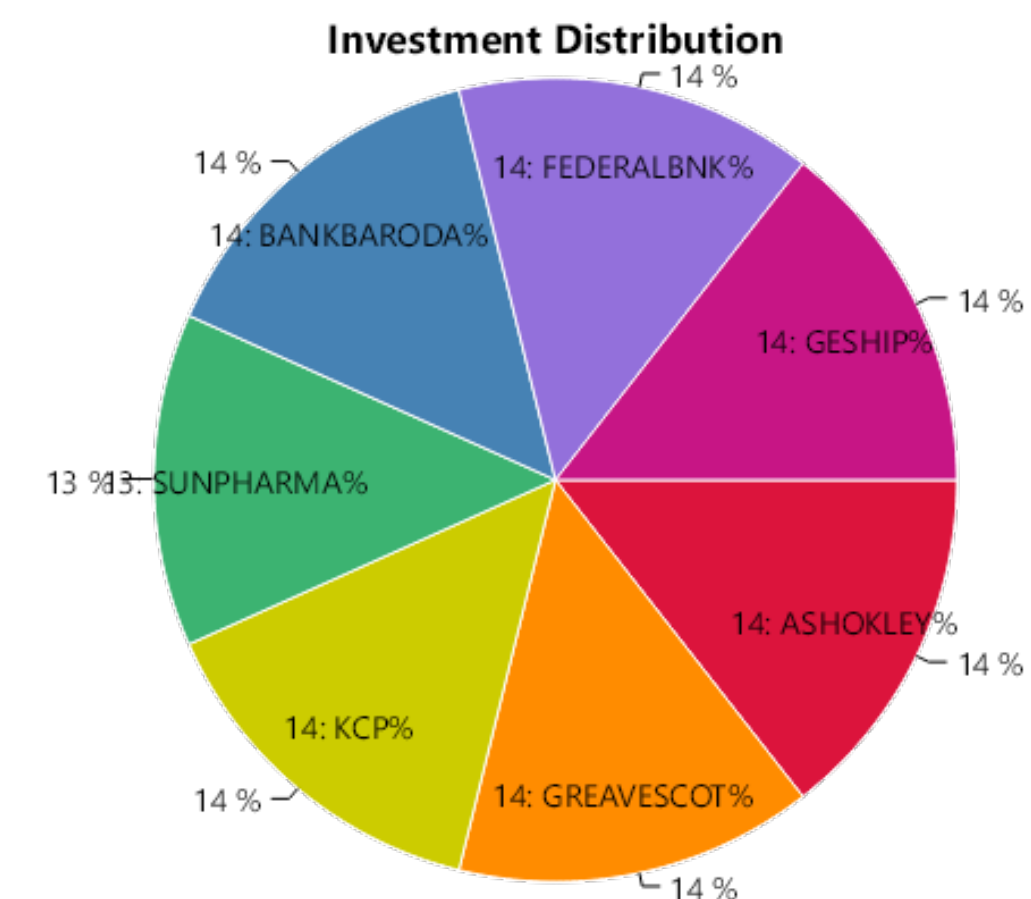


STOCK WISE PERFORMANCE SUMMARY

Sr No.	Stock Name	Status	Amount Invested*	Sale Proceeds*	Profit/(Loss)**	%Return
1	ASHOKLEY	Profit	12156.48	12628.34	471.86	3.88%
2	GREAVESCOT	Profit	12156.80	12698.21	541.41	4.45%
3	KCP	Profit	12176.84	12806.44	629.60	5.17%
4	SUNPHARMA	Profit	10896.24	10956.72	60.48	0.56%
5	BANKBARODA	Loss	12045.16	9629.36	-2415.80	-20.06%
6	FEDERALBNK	Loss	12007.74	11323.34	-684.40	-5.70%
7	GESHIP	Loss	12110.30	9557.88	-2552.42	-21.08%
Total			83549.56	79600.29	-3949.27	-4.73%

OVERALL PERFORMANCE SUMMARY

Amount Invested	Sale Proceeds	Profit/(Loss)	%Return
83549.56	79600.29	-3949.27	-4.73%



* We have considered the market value for open stocks as on the previous day prior to the report for open stocks.

** Includes unrealized gains for open stocks, if any.

STOCK WISE PERFORMANCE SUMMARY

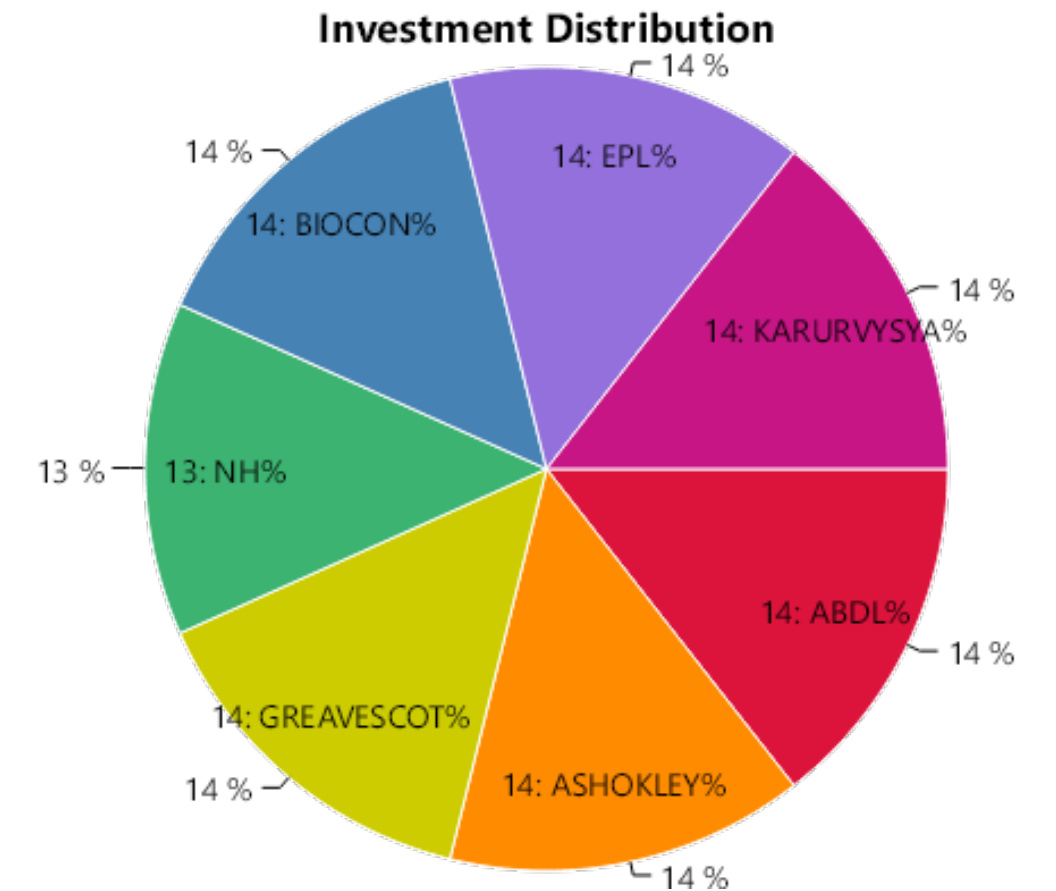
Sr No.	Stock Name	Status	Amount Invested*	Sale Proceeds*	Profit/(Loss)**	%Return
1	ABDL	Profit	13422.96	14093.28	670.32	4.99%
2	ASHOKLEY	Profit	13386.91	13358.99	-27.92	-0.21%
3	GREAVESCOT	Profit	13495.00	16533.84	3038.84	22.52%
4	NH	Profit	12156.48	12743.82	587.34	4.83%
5	BIOCON	Loss	13231.05	10579.80	-2651.25	-20.04%
6	EPL	Loss	13266.24	10391.87	-2874.37	-21.67%
7	KARURVYSYA	Loss	13296.42	10412.82	-2883.60	-21.69%
Total			92255.06	88114.42	-4140.64	-4.49%

OVERALL PERFORMANCE SUMMARY

Amount Invested	Sale Proceeds	Profit/(Loss)	%Return
92255.06	88114.42	-4140.64	-4.49%

* We have considered the market value for open stocks as on the previous day prior to the report for open stocks.

** Includes unrealized gains for open stocks, if any.



Contact Details

 LKP Securities Ltd, SPIP Division

 91 22 66351336 / 91 22 66351337  spip@lkpsec.com

 Registered Office: 203, Embassy Centre, Nariman Point, Mumbai - 400021.

 Registered Office: 2nd Floor, Gala Impecca, Andheri Kurla Road, Near Hotel Courtyard Marriott, Chakala, Andheri (East), Mumbai-400059.

Compliance & Grievance Officer

 Mr. Ritesh Tiwari

 022-6635 1234

 ho_compliance@lkpsec.com

Disclaimer & Disclosure : LKP Securities Ltd. (CIN-U67120MH1994PLC080039, www.Lkpsec.com) and its affiliates are a full- fledged, brokerage and financing group. LKP Securities Ltd is a SEBI registered Research Analyst with registration number INH000001758. LKP is a corporate trading member of Bombay Stock Exchange Limited (BSE), National Stock Exchange of India Limited (NSE) and Metropolitan Stock Exchange of India Limited (MSEI). LKP along with its subsidiaries offers the most comprehensive avenues for investments and is engaged in the businesses including stock broking (Institutional and retail), merchant banking, commodity broking, depository participant rendered in connection with distribution of primary market issues and financial products like mutual funds etc.

LKP offers research services to clients. The analyst for this report certifies that all of the views expressed in this report accurately reflect his or her personal views about the subject company or companies and its or their securities, and no part of his or her compensation was, is or will be, directly or indirectly related to specific recommendations or views expressed in this report.

Further, the information in the document has been printed on the basis of publicly available information; internal data and other sources believed to be true and are for general guidance only but which may have not been verified independently. While every effort is made to ensure the accuracy and completeness of information contained, the company takes no responsibility and assumes no liability for any error/ omission or accuracy of the information. Recipients of this material should rely on their own judgments and conclusions from relevant sources before making any investment. The investments discussed or recommended in this report may not be suitable for all investors. Opinion expressed is the current opinion as of the date appearing on the material only. Value of the investments referred to in this material are subject to volatility. Past performance is not a guide for future performance. Investment in securities market are subject to market risks. Read all the related documents carefully before investing. Registration granted by SEBI and certification from NISM in no way guarantee performance of the intermediary or provide any assurance of returns to investors. These securities quoted are for illustration only and are not recommendatory.

Mr. S. Ranganathan (Advisor) - SEBI Registration No-INH2200252399,
Mr. Kunal Bothra (Research Analyst) - SEBI Registered No. INH000005263



THANK YOU