

SPIP Performance Report 2024-2025

Client Name : MR GAJANAN MORESHWAR KALE

Client Code : RA001542

Date : 23/12/2025



Sr No.	Month	Amount Invested	Sale Proceeds*	Profit/(Loss)**	%Return
1	Jun-2024	69666.28	68573.87	-1092.41	-1.57%
2	Jul-2024	61089.59	60193.93	-895.66	-1.47%
3	Aug-2024	61655.13	56336.27	-5318.86	-8.63%
4	Sep-2024	43708.26	42054.49	-1653.77	-3.78%
5	Oct-2024	26436.18	25270.94	-1165.24	-4.41%
6	Nov-2024	55800.18	53421.53	-2378.65	-4.26%
7	Dec-2024	41325.27	39399.51	-1925.76	-4.66%

* We have considered the market value for open stocks as on the previous day prior to the report for open stocks.

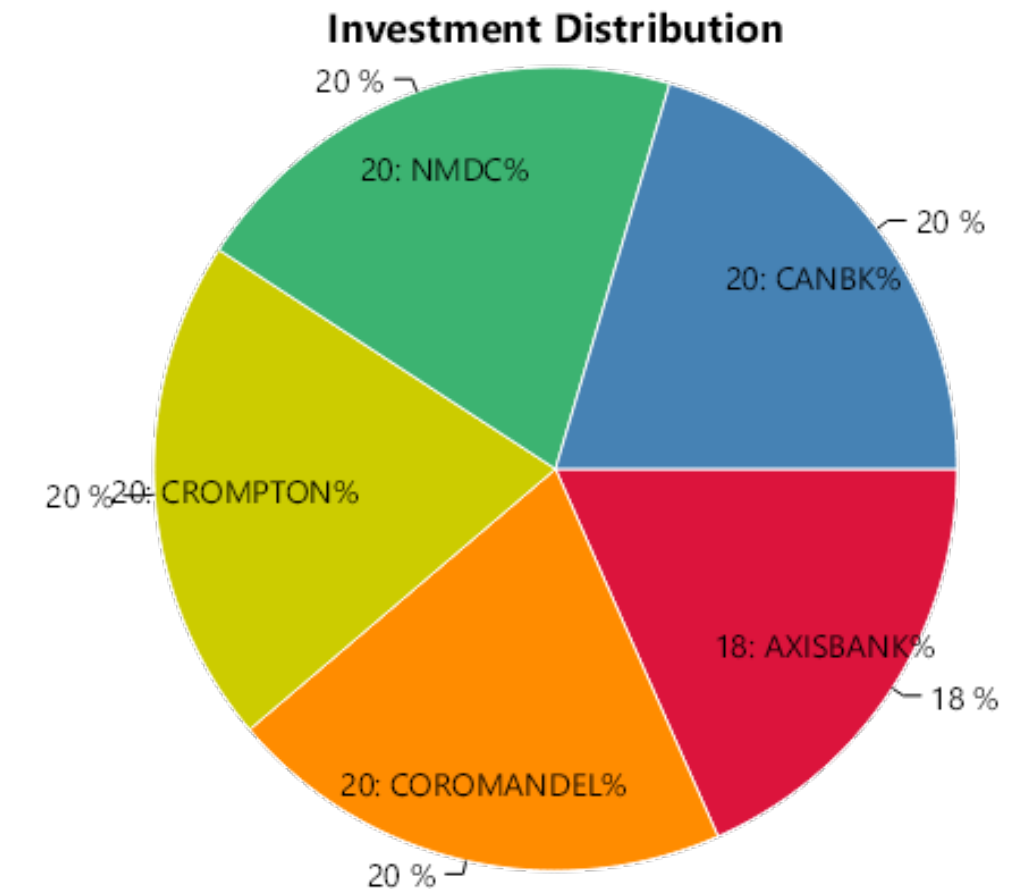
** Includes unrealized gains for open stocks, if any.

STOCK WISE PERFORMANCE SUMMARY

Sr No.	Stock Name	Status	Amount Invested*	Sale Proceeds*	Profit/(Loss)**	%Return
1	AXISBANK	Profit	13049.80	13599.66	549.86	4.21%
2	COROMANDEL	Profit	14149.59	14667.27	517.68	3.66%
3	CROMPTON	Profit	14240.18	14736.85	496.67	3.49%
4	NMDC	Profit	14152.06	14648.39	496.33	3.51%
5	CMSINFO	Out of range	0.00	0.00	0.00	0%
6	CANBK	Loss	14074.65	10921.70	-3152.95	-22.40%
Total			69666.28	68573.87	-1092.41	-1.57%

OVERALL PERFORMANCE SUMMARY

Amount Invested	Sale Proceeds	Profit/(Loss)	%Return
69666.28	68573.87	-1092.41	-1.57%



* We have considered the market value for open stocks as on the previous day prior to the report for open stocks.

** Includes unrealized gains for open stocks, if any.

STOCK WISE PERFORMANCE SUMMARY

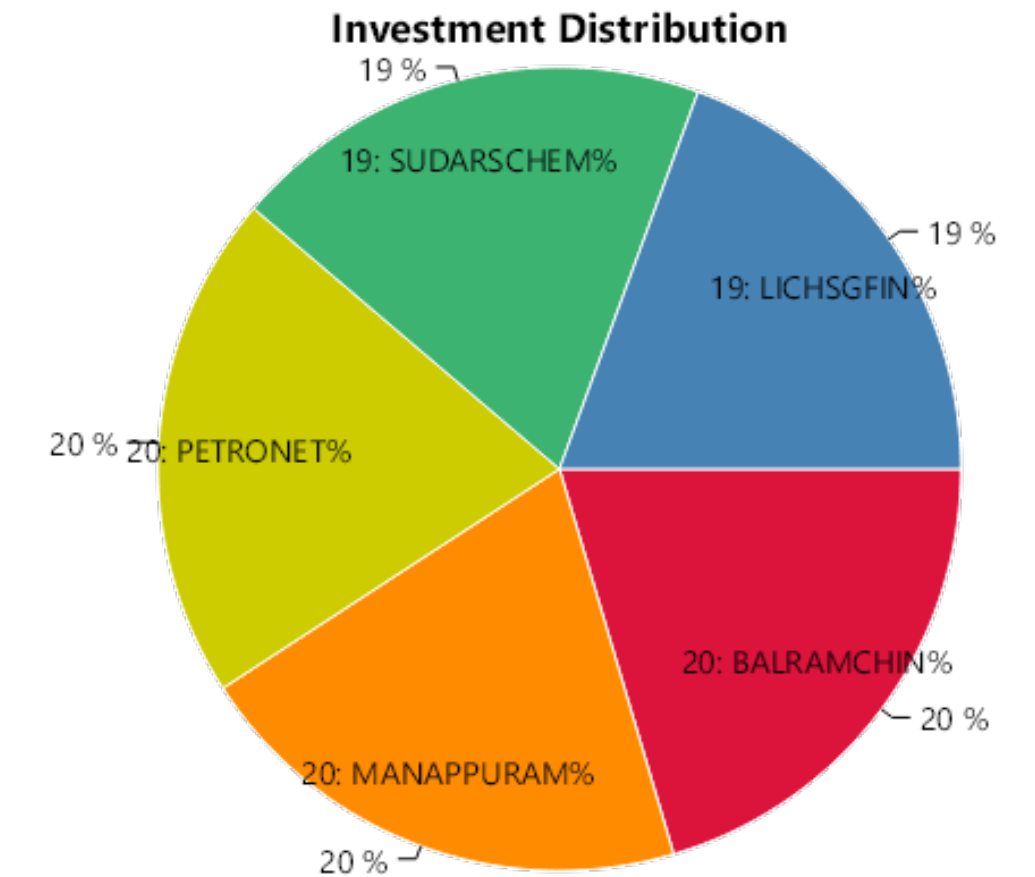
Sr No.	Stock Name	Status	Amount Invested*	Sale Proceeds*	Profit/(Loss)**	%Return
1	BALRAMCHIN	Profit	12265.94	12623.49	357.55	2.91%
2	MANAPPURAM	Profit	12477.34	12878.17	400.83	3.21%
3	PETRONET	Profit	12407.86	12838.01	430.15	3.47%
4	SUDARSCHEM	Profit	11838.75	12373.48	534.73	4.52%
5	CMSINFO	Out of range	0.00	0.00	0.00	0%
6	LICHSGFIN	Loss	12099.70	9480.78	-2618.92	-21.64%
Total			61089.59	60193.93	-895.66	-1.47%

OVERALL PERFORMANCE SUMMARY

Amount Invested	Sale Proceeds	Profit/(Loss)	%Return
61089.59	60193.93	-895.66	-1.47%

* We have considered the market value for open stocks as on the previous day prior to the report for open stocks.

** Includes unrealized gains for open stocks, if any.

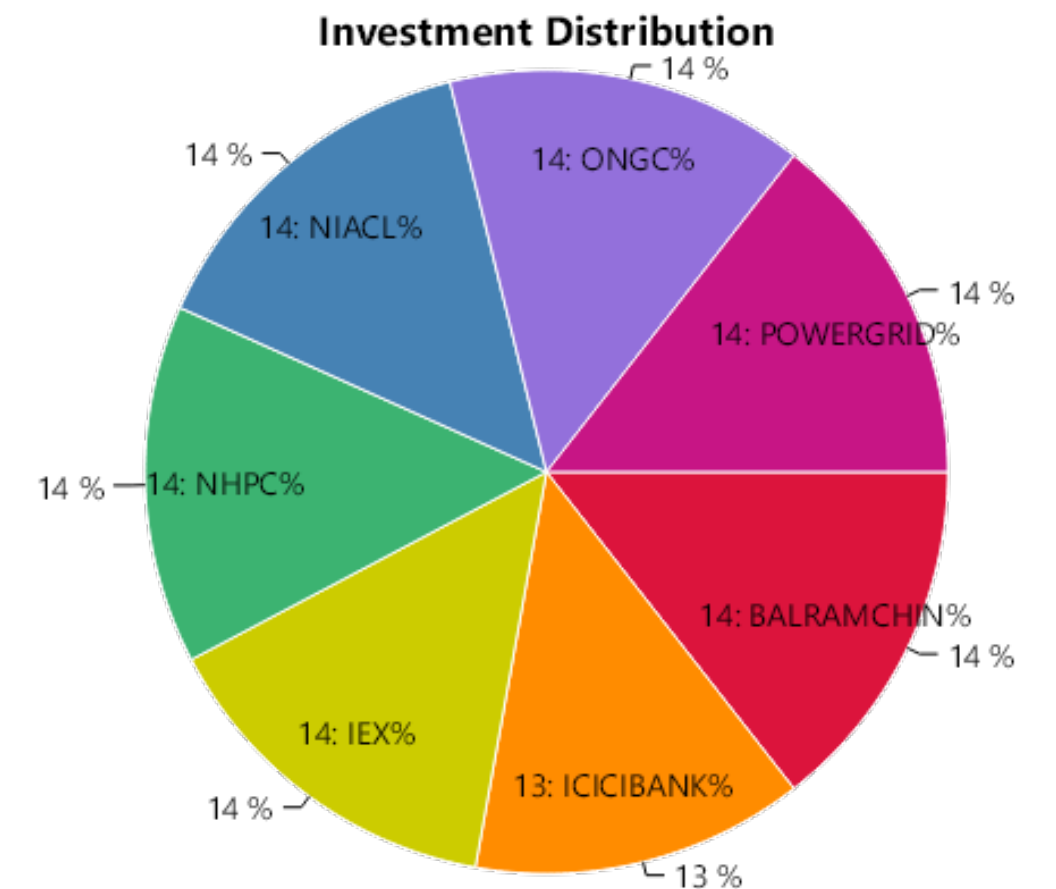


STOCK WISE PERFORMANCE SUMMARY

Sr No.	Stock Name	Status	Amount Invested*	Sale Proceeds*	Profit/(Loss)**	%Return
1	BALRAMCHIN	Profit	9147.77	9641.33	493.56	5.40%
2	ICICIBANK	Profit	8306.29	8831.62	525.33	6.32%
3	IEX	Profit	9033.28	9455.43	422.15	4.67%
4	NHPC	Loss	8950.70	7166.15	-1784.55	-19.94%
5	NIACL	Loss	8731.56	7069.33	-1662.23	-19.04%
6	ONGC	Loss	8691.43	7084.30	-1607.13	-18.49%
7	POWERGRID	Loss	8794.10	7088.11	-1705.99	-19.40%
Total			61655.13	56336.27	-5318.86	-8.63%

OVERALL PERFORMANCE SUMMARY

Amount Invested	Sale Proceeds	Profit/(Loss)	%Return
61655.13	56336.27	-5318.86	-8.63%



* We have considered the market value for open stocks as on the previous day prior to the report for open stocks.

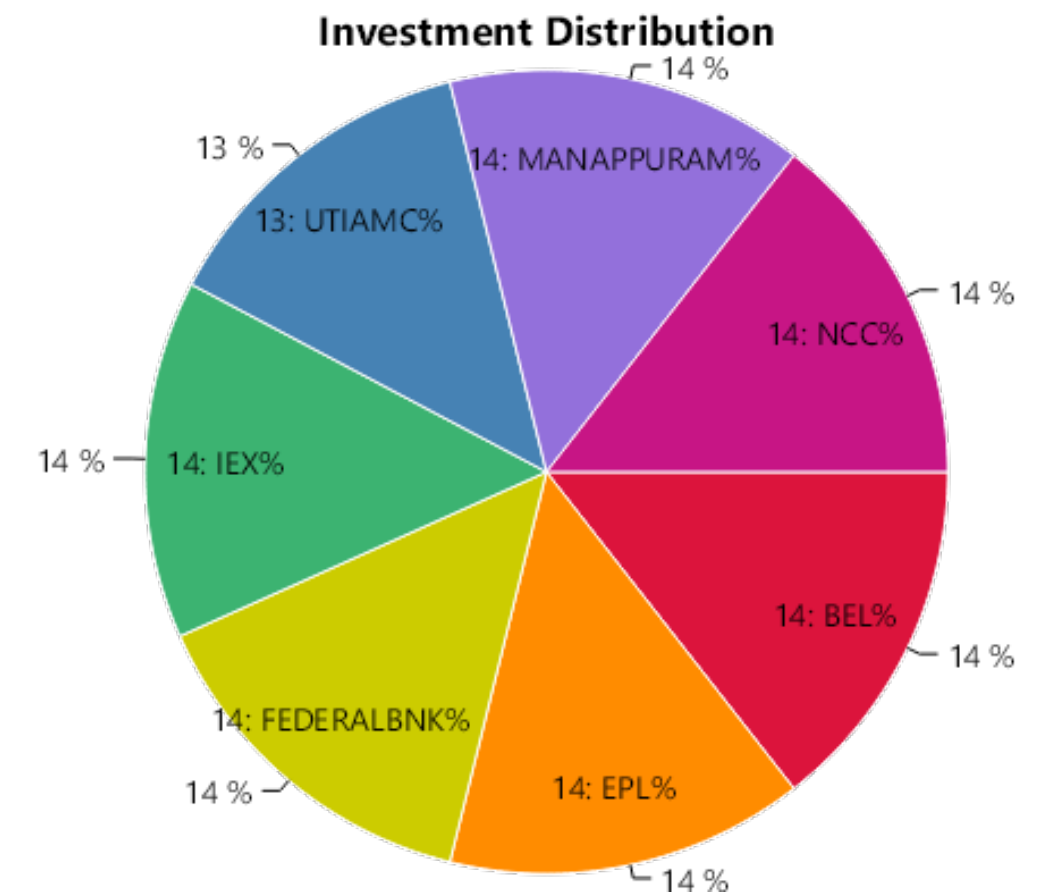
** Includes unrealized gains for open stocks, if any.

STOCK WISE PERFORMANCE SUMMARY

Sr No.	Stock Name	Status	Amount Invested*	Sale Proceeds*	Profit/(Loss)**	%Return
1	BEL	Profit	6385.58	6610.61	225.03	3.52%
2	EPL	Profit	6344.74	6586.90	242.16	3.82%
3	FEDERALBNK	Profit	6364.88	6577.66	212.78	3.34%
4	IEX	Profit	6223.89	6435.50	211.61	3.40%
5	UTIAMC	Profit	5851.26	6064.53	213.27	3.64%
6	MANAPPURAM	Loss	6366.89	4978.46	-1388.43	-21.81%
7	NCC	Loss	6171.02	4800.83	-1370.19	-22.20%
Total			43708.26	42054.49	-1653.77	-3.78%

OVERALL PERFORMANCE SUMMARY

Amount Invested	Sale Proceeds	Profit/(Loss)	%Return
43708.26	42054.49	-1653.77	-3.78%



* We have considered the market value for open stocks as on the previous day prior to the report for open stocks.

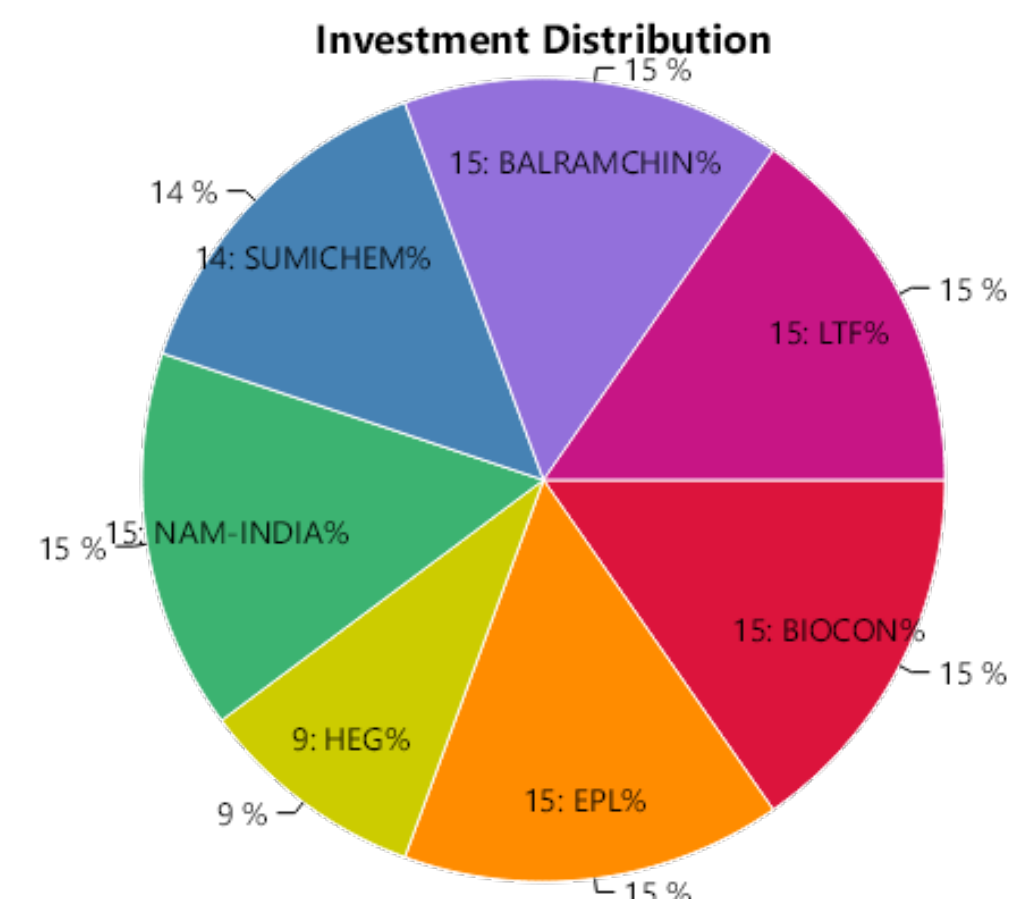
** Includes unrealized gains for open stocks, if any.

STOCK WISE PERFORMANCE SUMMARY

Sr No.	Stock Name	Status	Amount Invested*	Sale Proceeds*	Profit/(Loss)**	%Return
1	BIOCON	Profit	3975.93	4110.94	135.01	3.40%
2	EPL	Profit	4040.10	4143.86	103.76	2.57%
3	HEG	Profit	2432.10	2521.33	89.23	3.67%
4	NAM-INDIA	Profit	4022.02	4150.76	128.74	3.20%
5	SUMICHEM	Profit	3904.43	4024.26	119.83	3.07%
6	BALRAMCHIN	Loss	4048.19	3162.40	-885.79	-21.88%
7	LTF	Loss	4013.41	3157.39	-856.02	-21.33%
Total			26436.18	25270.94	-1165.24	-4.41%

OVERALL PERFORMANCE SUMMARY

Amount Invested	Sale Proceeds	Profit/(Loss)	%Return
26436.18	25270.94	-1165.24	-4.41%



* We have considered the market value for open stocks as on the previous day prior to the report for open stocks.

** Includes unrealized gains for open stocks, if any.

STOCK WISE PERFORMANCE SUMMARY

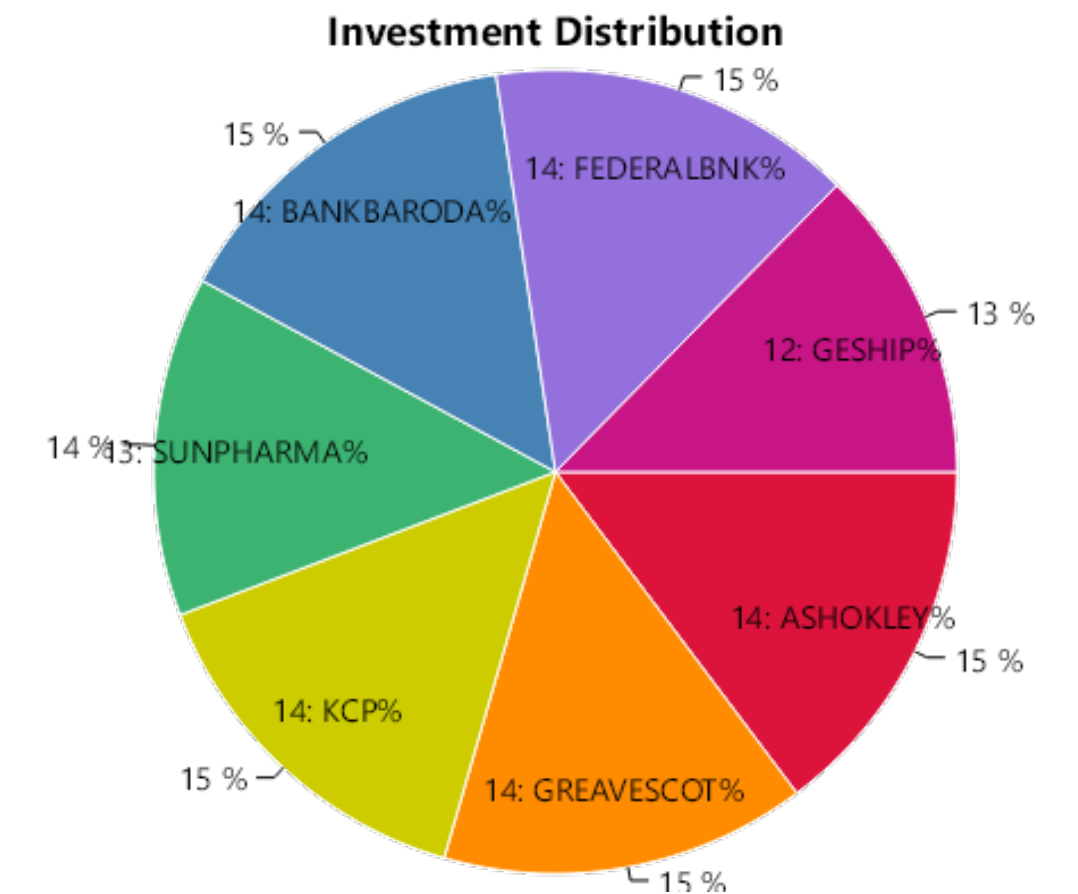
Sr No.	Stock Name	Status	Amount Invested*	Sale Proceeds*	Profit/(Loss)**	%Return
1	ASHOKLEY	Profit	8329.44	8652.76	323.32	3.88%
2	GREAVESCOT	Profit	8356.25	8730.00	373.75	4.47%
3	KCP	Profit	8160.60	8636.60	476.00	5.83%
4	SUNPHARMA	Profit	7264.14	7304.08	39.94	0.55%
5	BANKBARODA	Loss	8184.72	6554.58	-1630.14	-19.92%
6	FEDERALBNK	Loss	8254.26	7808.80	-445.46	-5.40%
7	GESHIP	Loss	7250.77	5734.71	-1516.06	-20.91%
Total			55800.18	53421.53	-2378.65	-4.26%

OVERALL PERFORMANCE SUMMARY

Amount Invested	Sale Proceeds	Profit/(Loss)	%Return
55800.18	53421.53	-2378.65	-4.26%

* We have considered the market value for open stocks as on the previous day prior to the report for open stocks.

** Includes unrealized gains for open stocks, if any.



STOCK WISE PERFORMANCE SUMMARY

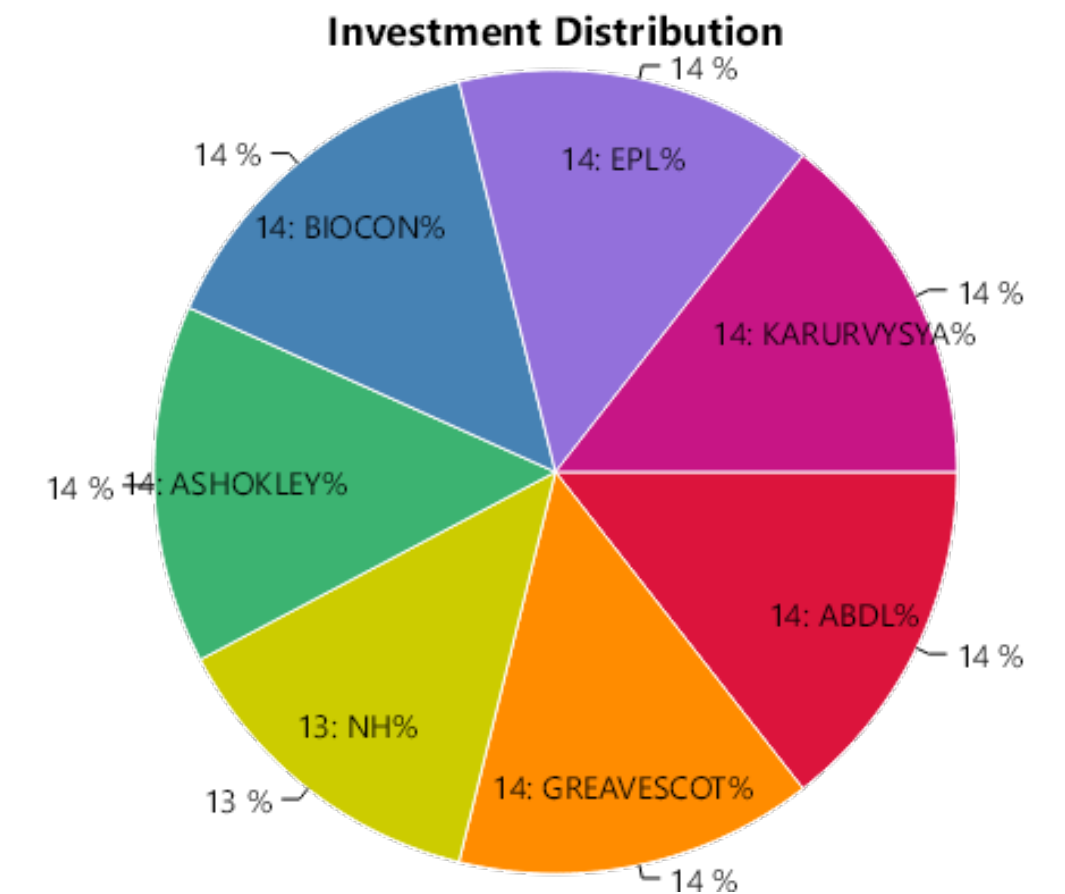
Sr No.	Stock Name	Status	Amount Invested*	Sale Proceeds*	Profit/(Loss)**	%Return
1	ABDL	Profit	5965.68	6251.78	286.10	4.80%
2	GREAVESCOT	Profit	6042.64	7403.03	1360.39	22.51%
3	NH	Profit	5402.88	5663.92	261.04	4.83%
4	ASHOKLEY	Loss	5884.77	5859.45	-25.32	-0.43%
5	BIOCON	Loss	6039.65	4836.48	-1203.17	-19.92%
6	EPL	Loss	6080.25	4756.93	-1323.32	-21.76%
7	KARURVYSYA	Loss	5909.40	4627.92	-1281.48	-21.69%
Total			41325.27	39399.51	-1925.76	-4.66%

OVERALL PERFORMANCE SUMMARY

Amount Invested	Sale Proceeds	Profit/(Loss)	%Return
41325.27	39399.51	-1925.76	-4.66%

* We have considered the market value for open stocks as on the previous day prior to the report for open stocks.

** Includes unrealized gains for open stocks, if any.



Contact Details

 LKP Securities Ltd, SPIP Division

 91 22 66351336 / 91 22 66351337  spip@lkpsec.com

 Registered Office: 203, Embassy Centre, Nariman Point, Mumbai - 400021.

 Registered Office: 2nd Floor, Gala Impecca, Andheri Kurla Road, Near Hotel Courtyard Marriott, Chakala, Andheri (East), Mumbai-400059.

Compliance & Grievance Officer

 Mr. Ritesh Tiwari

 022-6635 1234

 ho_compliance@lkpsec.com

Disclaimer & Disclosure : LKP Securities Ltd. (CIN-U67120MH1994PLC080039, www.Lkpsec.com) and its affiliates are a full- fledged, brokerage and financing group. LKP Securities Ltd is a SEBI registered Research Analyst with registration number INH000001758. LKP is a corporate trading member of Bombay Stock Exchange Limited (BSE), National Stock Exchange of India Limited (NSE) and Metropolitan Stock Exchange of India Limited (MSEI). LKP along with its subsidiaries offers the most comprehensive avenues for investments and is engaged in the businesses including stock broking (Institutional and retail), merchant banking, commodity broking, depository participant rendered in connection with distribution of primary market issues and financial products like mutual funds etc.

LKP offers research services to clients. The analyst for this report certifies that all of the views expressed in this report accurately reflect his or her personal views about the subject company or companies and its or their securities, and no part of his or her compensation was, is or will be, directly or indirectly related to specific recommendations or views expressed in this report.

Further, the information in the document has been printed on the basis of publicly available information; internal data and other sources believed to be true and are for general guidance only but which may have not been verified independently. While every effort is made to ensure the accuracy and completeness of information contained, the company takes no responsibility and assumes no liability for any error/ omission or accuracy of the information. Recipients of this material should rely on their own judgments and conclusions from relevant sources before making any investment. The investments discussed or recommended in this report may not be suitable for all investors. Opinion expressed is the current opinion as of the date appearing on the material only. Value of the investments referred to in this material are subject to volatility. Past performance is not a guide for future performance. Investment in securities market are subject to market risks. Read all the related documents carefully before investing. Registration granted by SEBI and certification from NISM in no way guarantee performance of the intermediary or provide any assurance of returns to investors. These securities quoted are for illustration only and are not recommendatory.

Mr. S. Ranganathan (Advisor) - SEBI Registration No-INH2200252399,
Mr. Kunal Bothra (Research Analyst) - SEBI Registered No. INH000005263



THANK YOU