

# SPIP Performance Report 2024-2025

Client Name : MR MITESH JAYANT JOSHI

Client Code : RA001550

Date : 23/12/2025



Sr No.	Month	Amount Invested	Sale Proceeds*	Profit/(Loss)**	%Return
1	Jun-2024	211869.32	208719.63	-3149.69	-1.49%
2	Jul-2024	615246.46	607584.10	-7662.36	-1.25%
3	Aug-2024	610503.03	564577.31	-45925.72	-7.52%
4	Sep-2024	455140.17	444927.75	-10212.42	-2.24%
5	Oct-2024	138771.12	144294.46	5523.34	3.98%
6	Nov-2024	361991.25	347691.54	-14299.71	-3.95%
7	Feb-2025	117141.87	116159.46	-982.41	-0.84%
8	Mar-2025	55271.29	59409.51	4138.22	7.49%

\* We have considered the market value for open stocks as on the previous day prior to the report for open stocks.

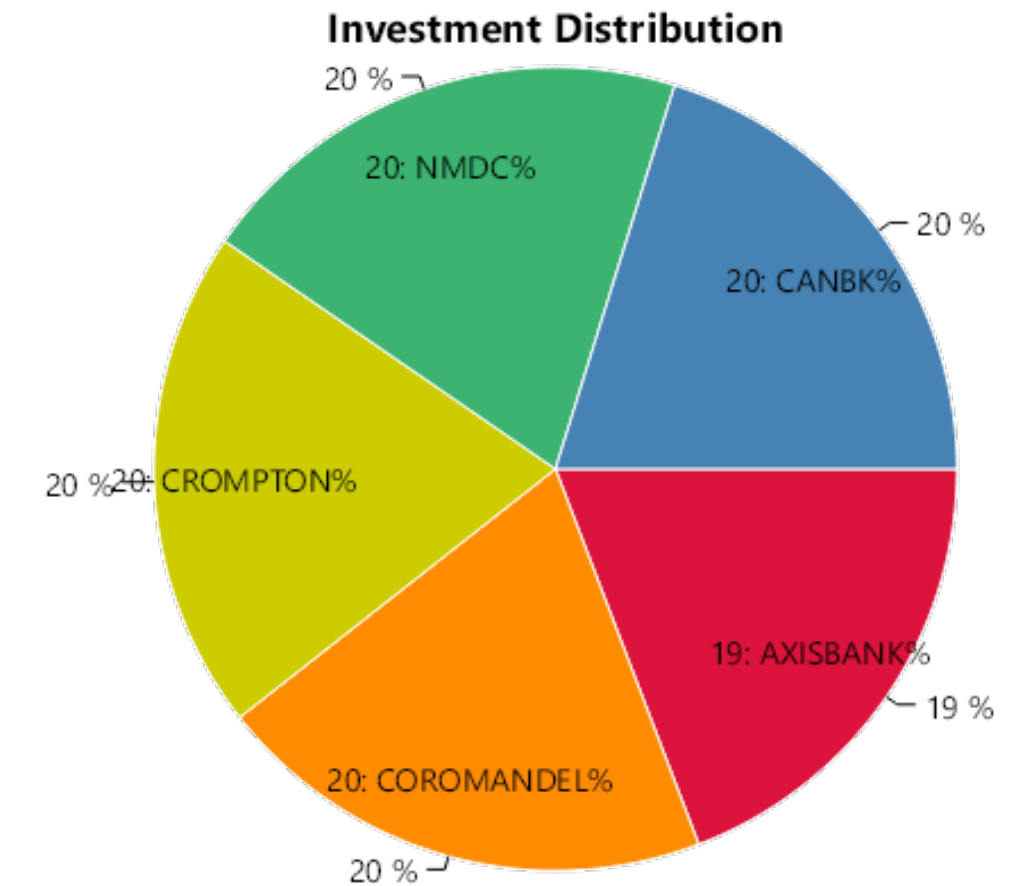
\*\* Includes unrealized gains for open stocks, if any.

## STOCK WISE PERFORMANCE SUMMARY

Sr No.	Stock Name	Status	Amount Invested*	Sale Proceeds*	Profit/(Loss)**	%Return
1	AXISBANK	Profit	41522.02	43271.95	1749.93	4.21%
2	COROMANDEL	Profit	42448.98	44002.79	1553.81	3.66%
3	CROMPTON	Profit	42720.45	44210.55	1490.10	3.49%
4	NMDC	Profit	42713.40	44211.74	1498.34	3.51%
5	CMSINFO	Out of range	0.00	0.00	0.00	0%
6	CANBK	Loss	42464.47	33022.60	-9441.87	-22.23%
<b>Total</b>			<b>211869.32</b>	<b>208719.63</b>	<b>-3149.69</b>	<b>-1.49%</b>

## OVERALL PERFORMANCE SUMMARY

Amount Invested	Sale Proceeds	Profit/(Loss)	%Return
211869.32	208719.63	-3149.69	-1.49%



\* We have considered the market value for open stocks as on the previous day prior to the report for open stocks.

\*\* Includes unrealized gains for open stocks, if any.

## STOCK WISE PERFORMANCE SUMMARY

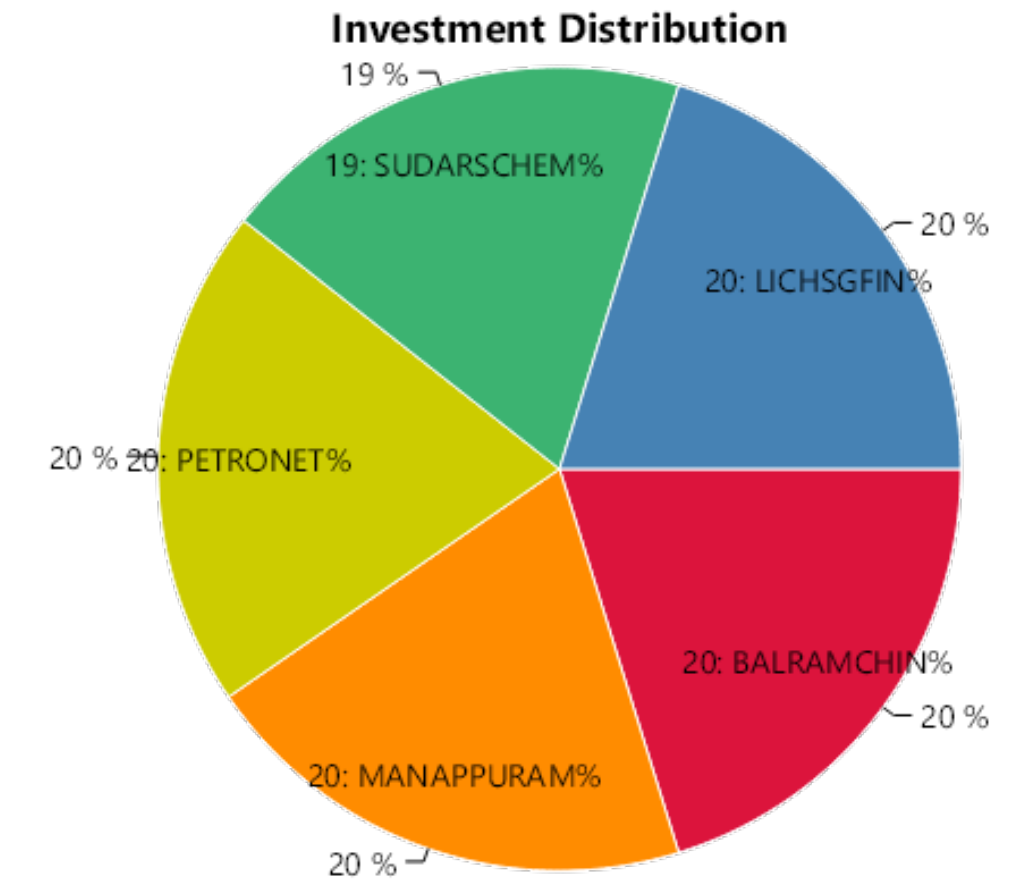
Sr No.	Stock Name	Status	Amount Invested*	Sale Proceeds*	Profit/(Loss)**	%Return
1	BALRAMCHIN	Profit	123097.73	127139.11	4041.38	3.28%
2	MANAPPURAM	Profit	123292.27	127707.53	4415.26	3.58%
3	PETRONET	Profit	123409.25	128141.04	4731.79	3.83%
4	SUDARSCHEM	Profit	122030.17	127542.15	5511.98	4.52%
5	CMSINFO	Out of range	0.00	0.00	0.00	0%
6	LICHSGFIN	Loss	123417.04	97054.27	-26362.77	-21.36%
<b>Total</b>			<b>615246.46</b>	<b>607584.10</b>	<b>-7662.36</b>	<b>-1.25%</b>

## OVERALL PERFORMANCE SUMMARY

Amount Invested	Sale Proceeds	Profit/(Loss)	%Return
615246.46	607584.10	-7662.36	-1.25%

\* We have considered the market value for open stocks as on the previous day prior to the report for open stocks.

\*\* Includes unrealized gains for open stocks, if any.

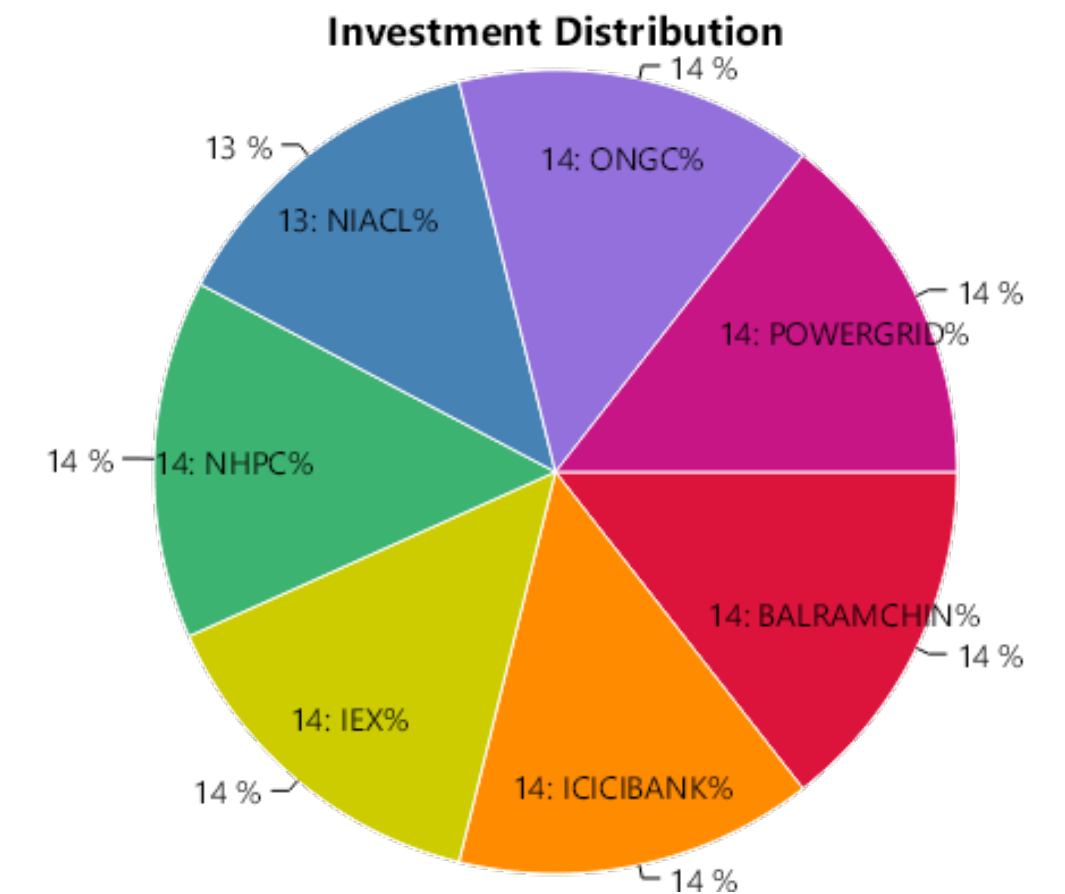


## STOCK WISE PERFORMANCE SUMMARY

Sr No.	Stock Name	Status	Amount Invested*	Sale Proceeds*	Profit/(Loss)**	%Return
1	BALRAMCHIN	Profit	89169.75	94213.50	5043.75	5.66%
2	ICICIBANK	Profit	87207.39	93644.04	6436.65	7.38%
3	IEX	Profit	89116.94	94073.59	4956.65	5.56%
4	NHPC	Loss	86443.04	70284.00	-16159.04	-18.69%
5	NIACL	Loss	85464.35	70511.91	-14952.44	-17.50%
6	ONGC	Loss	85879.03	71001.90	-14877.13	-17.32%
7	POWERGRID	Loss	87222.53	70848.37	-16374.16	-18.77%
<b>Total</b>			<b>610503.03</b>	<b>564577.31</b>	<b>-45925.72</b>	<b>-7.52%</b>

## OVERALL PERFORMANCE SUMMARY

Amount Invested	Sale Proceeds	Profit/(Loss)	%Return
610503.03	564577.31	-45925.72	-7.52%



\* We have considered the market value for open stocks as on the previous day prior to the report for open stocks.

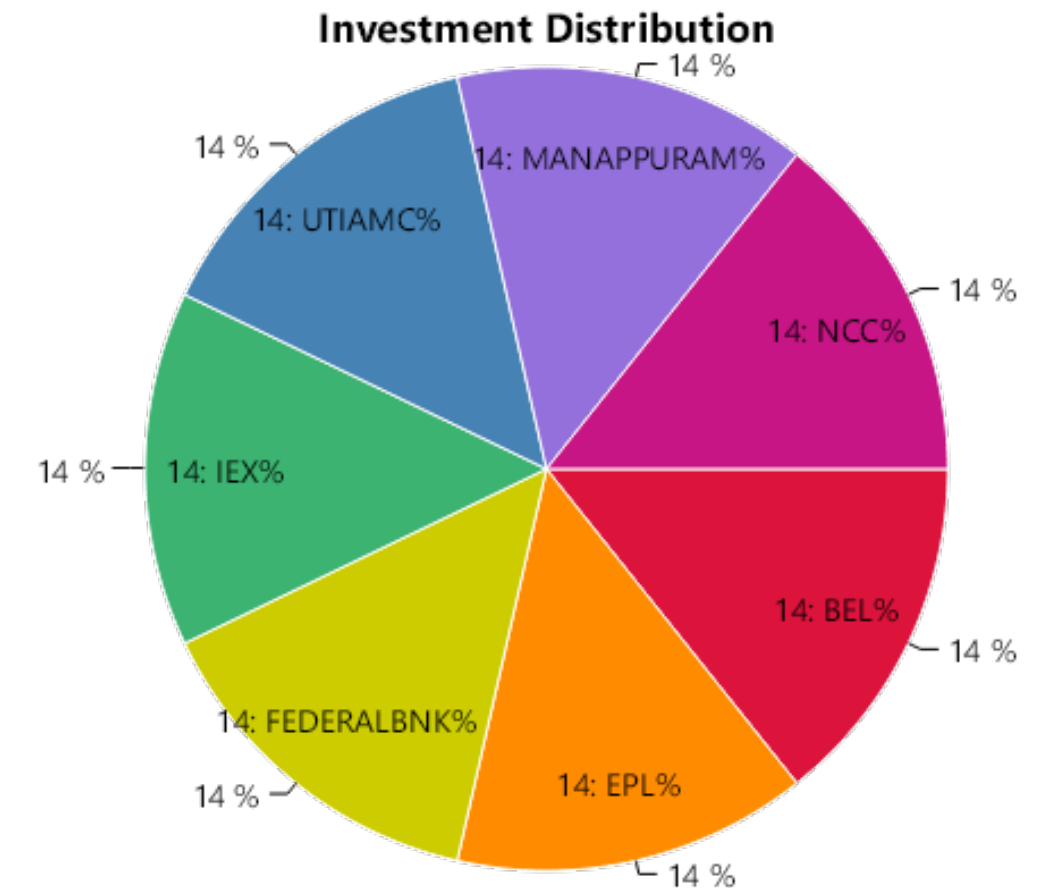
\*\* Includes unrealized gains for open stocks, if any.

## STOCK WISE PERFORMANCE SUMMARY

Sr No.	Stock Name	Status	Amount Invested*	Sale Proceeds*	Profit/(Loss)**	%Return
1	BEL	Profit	64501.06	68251.45	3750.39	5.81%
2	EPL	Profit	65751.66	68710.20	2958.54	4.50%
3	FEDERALBNK	Profit	64691.58	68285.30	3593.72	5.56%
4	IEX	Profit	64969.62	68454.87	3485.25	5.36%
5	UTIAMC	Profit	64971.58	68127.36	3155.78	4.86%
6	MANAPPURAM	Loss	64451.65	51611.16	-12840.49	-19.92%
7	NCC	Loss	65803.02	51487.41	-14315.61	-21.76%
<b>Total</b>			<b>455140.17</b>	<b>444927.75</b>	<b>-10212.42</b>	<b>-2.24%</b>

## OVERALL PERFORMANCE SUMMARY

Amount Invested	Sale Proceeds	Profit/(Loss)	%Return
455140.17	444927.75	-10212.42	-2.24%



\* We have considered the market value for open stocks as on the previous day prior to the report for open stocks.

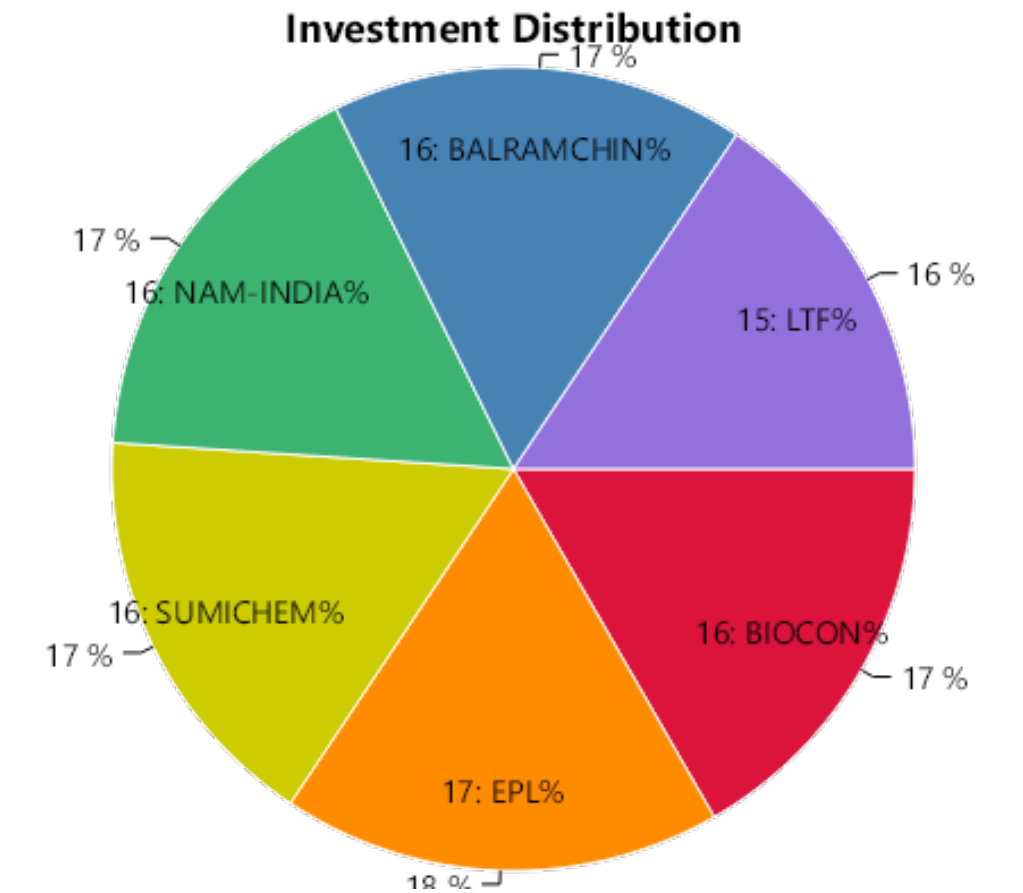
\*\* Includes unrealized gains for open stocks, if any.

## STOCK WISE PERFORMANCE SUMMARY

Sr No.	Stock Name	Status	Amount Invested*	Sale Proceeds*	Profit/(Loss)**	%Return
1	BIOCON	Profit	22974.40	24740.10	1765.70	7.69%
2	EPL	Profit	23931.62	24701.77	770.15	3.22%
3	SUMICHEM	Profit	23515.04	24842.32	1327.28	5.64%
4	NAM-INDIA	Open	23513.33	32506.20	8992.87	38.25%
5	HEG	Out of range	0.00	0.00	0.00	0%
6	BALRAMCHIN	Loss	22917.89	18573.61	-4344.28	-18.96%
7	LTF	Loss	21918.84	18930.46	-2988.38	-13.63%
<b>Total</b>			<b>138771.12</b>	<b>144294.46</b>	<b>5523.34</b>	<b>3.98%</b>

## OVERALL PERFORMANCE SUMMARY

Amount Invested	Sale Proceeds	Profit/(Loss)	%Return
138771.12	144294.46	5523.34	3.98%



\* We have considered the market value for open stocks as on the previous day prior to the report for open stocks.

\*\* Includes unrealized gains for open stocks, if any.

## STOCK WISE PERFORMANCE SUMMARY

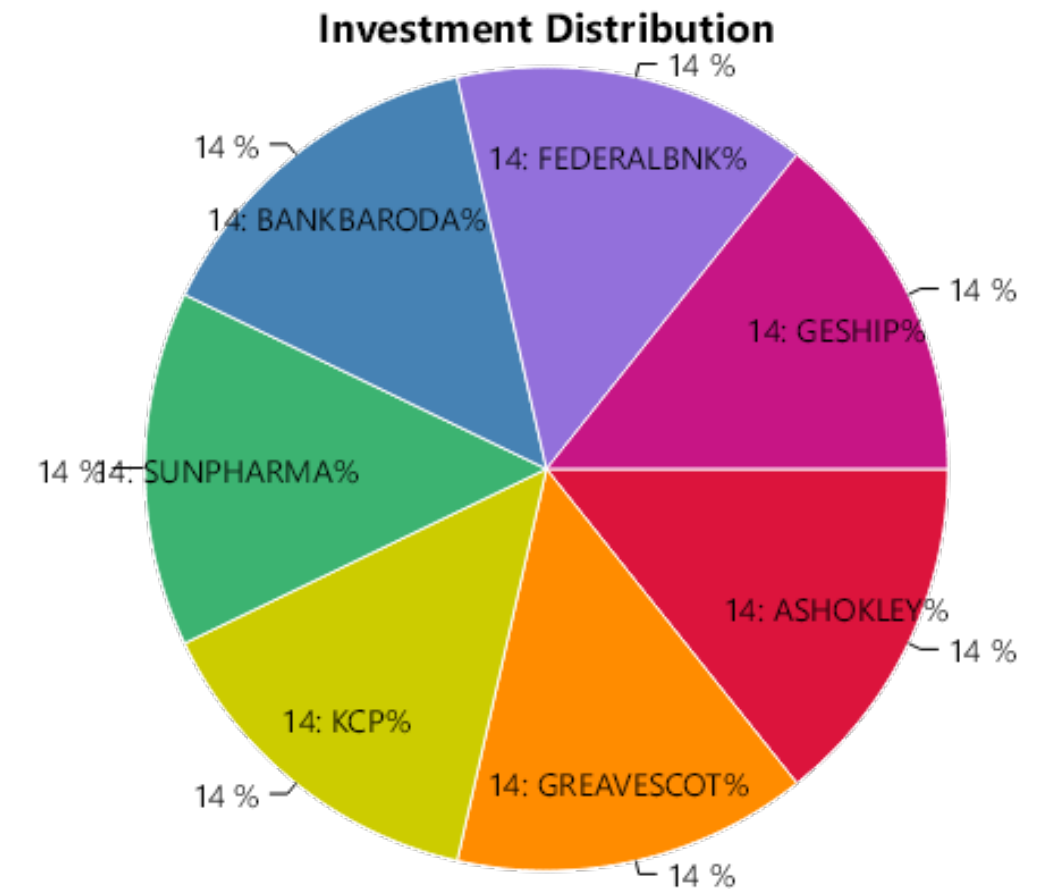
Sr No.	Stock Name	Status	Amount Invested*	Sale Proceeds*	Profit/(Loss)**	%Return
1	ASHOKLEY	Profit	52072.40	54450.30	2377.90	4.57%
2	GREAVESCOT	Profit	51830.62	54558.83	2728.21	5.26%
3	KCP	Profit	51849.42	55115.35	3265.93	6.30%
4	SUNPHARMA	Profit	50691.48	51277.24	585.76	1.16%
5	BANKBARODA	Loss	51868.53	41698.67	-10169.86	-19.61%
6	FEDERALBNK	Loss	51859.08	49344.12	-2514.96	-4.85%
7	GESHIP	Loss	51819.72	41247.03	-10572.69	-20.40%
<b>Total</b>			<b>361991.25</b>	<b>347691.54</b>	<b>-14299.71</b>	<b>-3.95%</b>

## OVERALL PERFORMANCE SUMMARY

Amount Invested	Sale Proceeds	Profit/(Loss)	%Return
361991.25	347691.54	-14299.71	-3.95%

\* We have considered the market value for open stocks as on the previous day prior to the report for open stocks.

\*\* Includes unrealized gains for open stocks, if any.

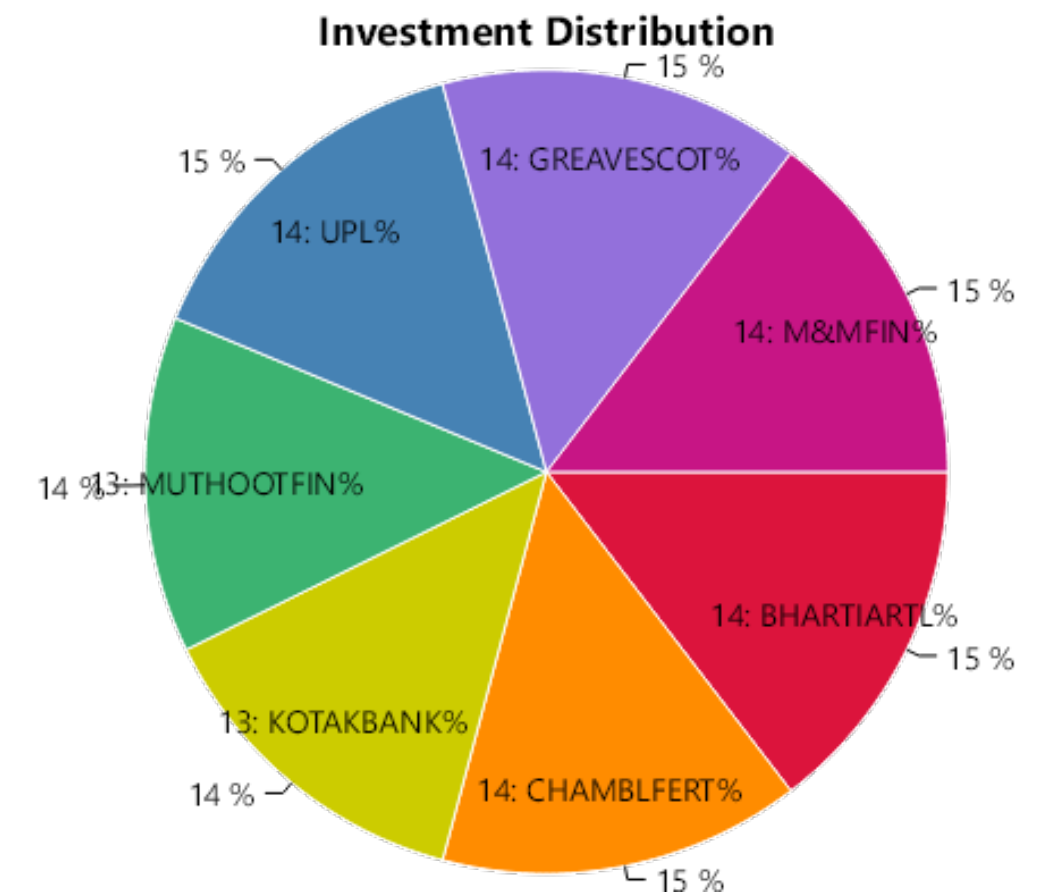


## STOCK WISE PERFORMANCE SUMMARY

Sr No.	Stock Name	Status	Amount Invested*	Sale Proceeds*	Profit/(Loss)**	%Return
1	BHARTIARTL	Profit	16933.80	18124.70	1190.90	7.03%
2	CHAMBLFERT	Profit	17115.10	18216.22	1101.12	6.43%
3	KOTAKBANK	Profit	15510.96	16327.28	816.32	5.26%
4	MUTHOOTFIN	Profit	15746.43	16621.08	874.65	5.55%
5	UPL	Profit	17260.56	18317.88	1057.32	6.13%
6	GREAVESCOT	Loss	17314.80	13760.40	-3554.40	-20.53%
7	M&MFIN	Loss	17260.22	14791.90	-2468.32	-14.30%
	<b>Total</b>		<b>117141.87</b>	<b>116159.46</b>	<b>-982.41</b>	<b>-0.84%</b>

## OVERALL PERFORMANCE SUMMARY

Amount Invested	Sale Proceeds	Profit/(Loss)	%Return
117141.87	116159.46	-982.41	-0.84%



\* We have considered the market value for open stocks as on the previous day prior to the report for open stocks.

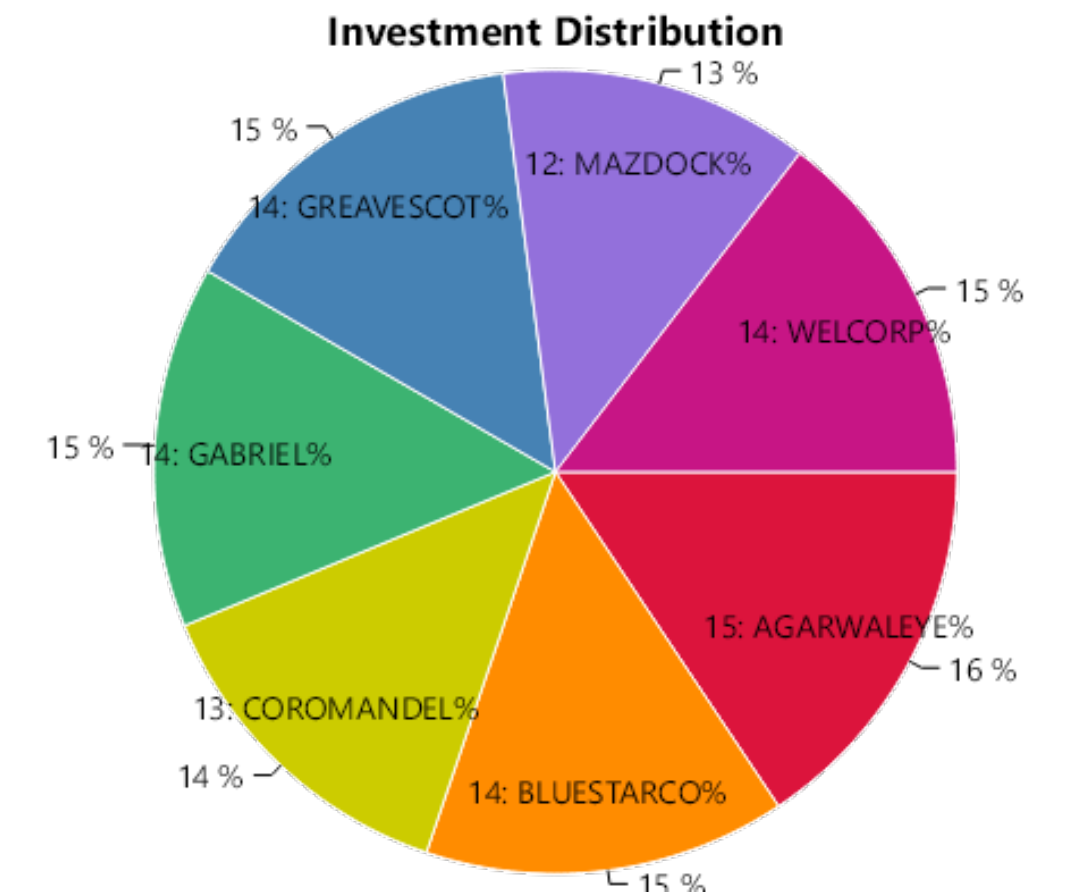
\*\* Includes unrealized gains for open stocks, if any.

## STOCK WISE PERFORMANCE SUMMARY

Sr No.	Stock Name	Status	Amount Invested*	Sale Proceeds*	Profit/(Loss)**	%Return
1	AGARWALEYE	Profit	8415.80	9022.00	606.20	7.20%
2	BLUESTARCO	Profit	8149.88	8670.64	520.76	6.39%
3	COROMANDEL	Profit	7241.04	7668.64	427.60	5.91%
4	GABRIEL	Profit	8183.52	8686.56	503.04	6.15%
5	GREAVESCOT	Profit	8256.69	9289.85	1033.16	12.51%
6	MAZDOCK	Profit	7014.81	7419.12	404.31	5.76%
7	WELCORP	Profit	8009.55	8652.70	643.15	8.03%
<b>Total</b>			<b>55271.29</b>	<b>59409.51</b>	<b>4138.22</b>	<b>7.49%</b>

## OVERALL PERFORMANCE SUMMARY

Amount Invested	Sale Proceeds	Profit/(Loss)	%Return
55271.29	59409.51	4138.22	7.49%



\* We have considered the market value for open stocks as on the previous day prior to the report for open stocks.

\*\* Includes unrealized gains for open stocks, if any.

## Contact Details

 LKP Securities Ltd, SPIP Division

 91 22 66351336 / 91 22 66351337     [spip@lkpsec.com](mailto:spip@lkpsec.com)

 Registered Office: 203, Embassy Centre, Nariman Point, Mumbai - 400021.

 Registered Office: 2nd Floor, Gala Impecca, Andheri Kurla Road, Near Hotel Courtyard Marriott, Chakala, Andheri (East), Mumbai-400059.

## Compliance & Grievance Officer

 Mr. Ritesh Tiwari

 022-6635 1234

 [ho\\_compliance@lkpsec.com](mailto:ho_compliance@lkpsec.com)

**Disclaimer & Disclosure :** LKP Securities Ltd. (CIN-U67120MH1994PLC080039, www.Lkpsec.com) and its affiliates are a full- fledged, brokerage and financing group. LKP Securities Ltd is a SEBI registered Research Analyst with registration number INH000001758. LKP is a corporate trading member of Bombay Stock Exchange Limited (BSE), National Stock Exchange of India Limited (NSE) and Metropolitan Stock Exchange of India Limited (MSEI). LKP along with its subsidiaries offers the most comprehensive avenues for investments and is engaged in the businesses including stock broking (Institutional and retail), merchant banking, commodity broking, depository participant rendered in connection with distribution of primary market issues and financial products like mutual funds etc.

LKP offers research services to clients. The analyst for this report certifies that all of the views expressed in this report accurately reflect his or her personal views about the subject company or companies and its or their securities, and no part of his or her compensation was, is or will be, directly or indirectly related to specific recommendations or views expressed in this report.

Further, the information in the document has been printed on the basis of publicly available information; internal data and other sources believed to be true and are for general guidance only but which may have not been verified independently. While every effort is made to ensure the accuracy and completeness of information contained, the company takes no responsibility and assumes no liability for any error/ omission or accuracy of the information. Recipients of this material should rely on their own judgments and conclusions from relevant sources before making any investment. The investments discussed or recommended in this report may not be suitable for all investors. Opinion expressed is the current opinion as of the date appearing on the material only. Value of the investments referred to in this material are subject to volatility. Past performance is not a guide for future performance. Investment in securities market are subject to market risks. Read all the related documents carefully before investing. Registration granted by SEBI and certification from NISM in no way guarantee performance of the intermediary or provide any assurance of returns to investors. These securities quoted are for illustration only and are not recommendatory.

Mr. S. Ranganathan (Advisor) - SEBI Registration No-INH2200252399,  
Mr. Kunal Bothra (Research Analyst) - SEBI Registered No. INH000005263



**THANK YOU**