

SPIP Performance Report 2024-2025

Client Name : SAJID KASIM AKOLAWALA

Client Code : RA001557

Date : 23/12/2025



Sr No.	Month	Amount Invested	Sale Proceeds*	Profit/(Loss)**	%Return
1	Jul-2024	4115.77	3976.96	-138.81	-3.37%
2	Aug-2024	100.50	52.50	-48.00	-47.76%
3	Sep-2024	40503.01	39129.35	-1373.66	-3.39%
4	Oct-2024	17072.20	16509.75	-562.45	-3.29%
5	Nov-2024	17574.36	16862.60	-711.76	-4.05%
6	Dec-2024	19646.32	18806.51	-839.81	-4.27%

* We have considered the market value for open stocks as on the previous day prior to the report for open stocks.

** Includes unrealized gains for open stocks, if any.

STOCK WISE PERFORMANCE SUMMARY

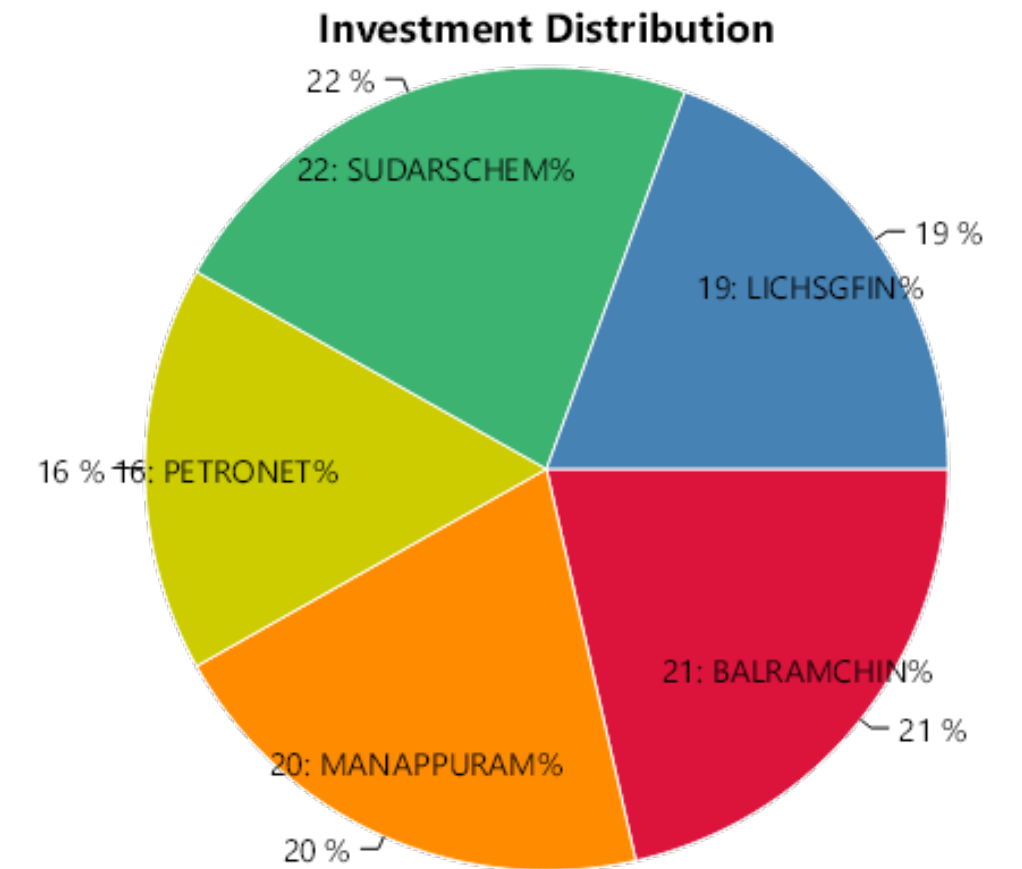
Sr No.	Stock Name	Status	Amount Invested*	Sale Proceeds*	Profit/(Loss)**	%Return
1	BALRAMCHIN	Profit	876.60	877.46	0.86	0.10%
2	MANAPPURAM	Profit	846.79	848.66	1.87	0.22%
3	PETRONET	Profit	671.38	668.28	-3.10	-0.46%
4	SUDARSCHEM	Profit	913.53	948.95	35.42	3.88%
5	CMSINFO	Out of range	0.00	0.00	0.00	0%
6	LICHSGFIN	Loss	807.47	633.61	-173.86	-21.53%
Total			4115.77	3976.96	-138.81	-3.37%

OVERALL PERFORMANCE SUMMARY

Amount Invested	Sale Proceeds	Profit/(Loss)	%Return
4115.77	3976.96	-138.81	-3.37%

* We have considered the market value for open stocks as on the previous day prior to the report for open stocks.

** Includes unrealized gains for open stocks, if any.

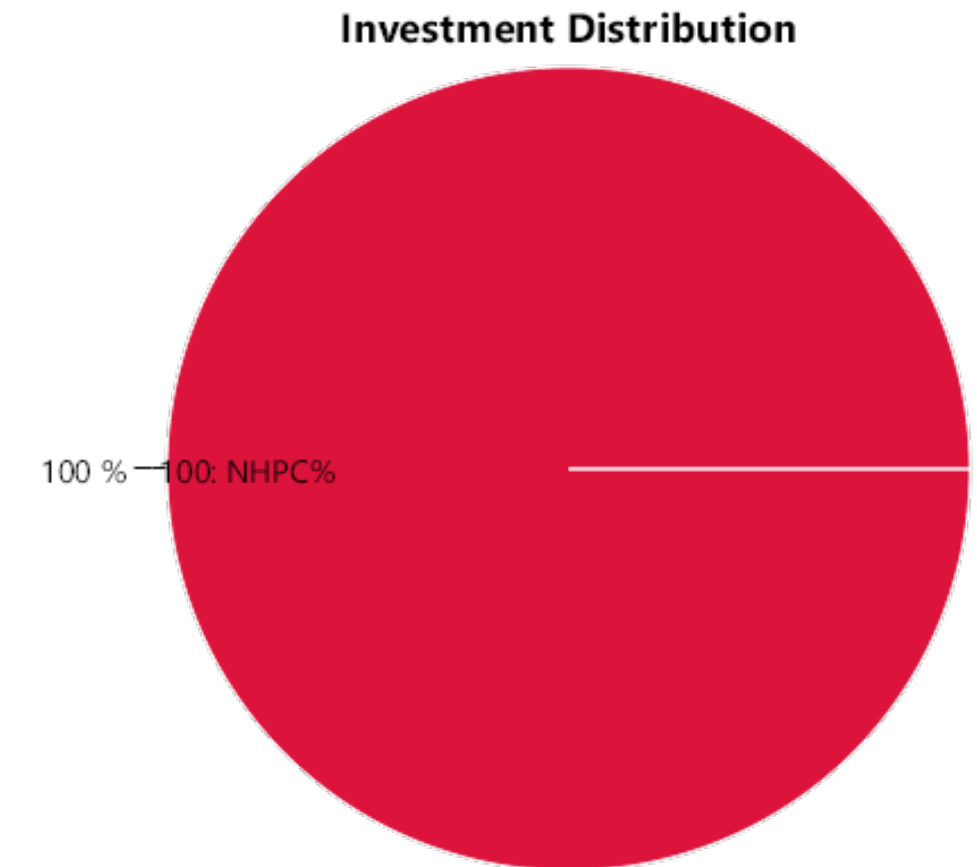


STOCK WISE PERFORMANCE SUMMARY

Sr No.	Stock Name	Status	Amount Invested*	Sale Proceeds*	Profit/(Loss)**	%Return
1	BALRAMCHIN	Out of range	0.00	0.00	0.00	0%
2	ICICIBANK	Out of range	0.00	0.00	0.00	0%
3	IEX	Out of range	0.00	0.00	0.00	0%
4	NIACL	Out of range	0.00	0.00	0.00	0%
5	ONGC	Out of range	0.00	0.00	0.00	0%
6	POWERGRID	Out of range	0.00	0.00	0.00	0%
7	NHPC	Loss	100.50	52.50	-48.00	-47.76%
Total			100.50	52.50	-48.00	-47.76%

OVERALL PERFORMANCE SUMMARY

Amount Invested	Sale Proceeds	Profit/(Loss)	%Return
100.50	52.50	-48.00	-47.76%



* We have considered the market value for open stocks as on the previous day prior to the report for open stocks.

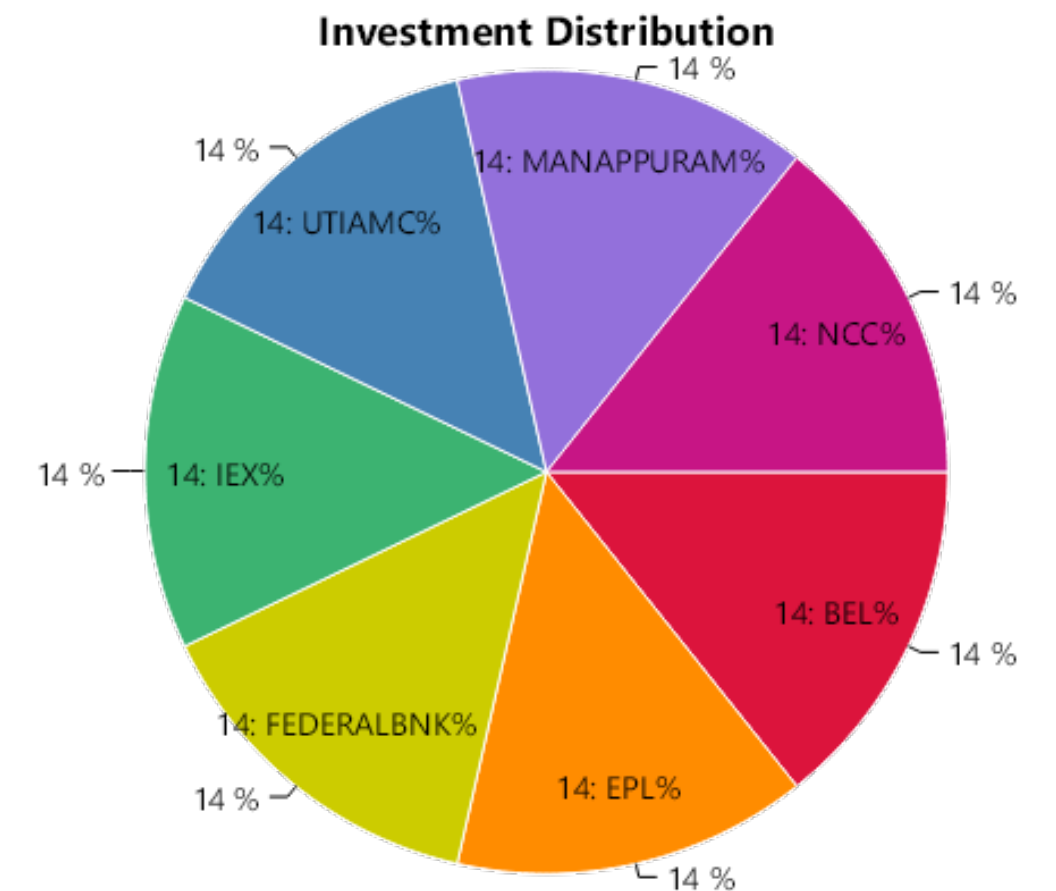
** Includes unrealized gains for open stocks, if any.

STOCK WISE PERFORMANCE SUMMARY

Sr No.	Stock Name	Status	Amount Invested*	Sale Proceeds*	Profit/(Loss)**	%Return
1	BEL	Profit	5764.11	5999.85	235.74	4.09%
2	EPL	Profit	5823.66	6072.23	248.57	4.27%
3	FEDERALBNK	Profit	5754.64	5967.26	212.62	3.69%
4	IEX	Profit	5795.49	6012.25	216.76	3.74%
5	UTIAMC	Profit	5837.64	6076.70	239.06	4.10%
6	MANAPPURAM	Loss	5694.82	4454.73	-1240.09	-21.78%
7	NCC	Loss	5832.65	4546.33	-1286.32	-22.05%
Total			40503.01	39129.35	-1373.66	-3.39%

OVERALL PERFORMANCE SUMMARY

Amount Invested	Sale Proceeds	Profit/(Loss)	%Return
40503.01	39129.35	-1373.66	-3.39%



* We have considered the market value for open stocks as on the previous day prior to the report for open stocks.

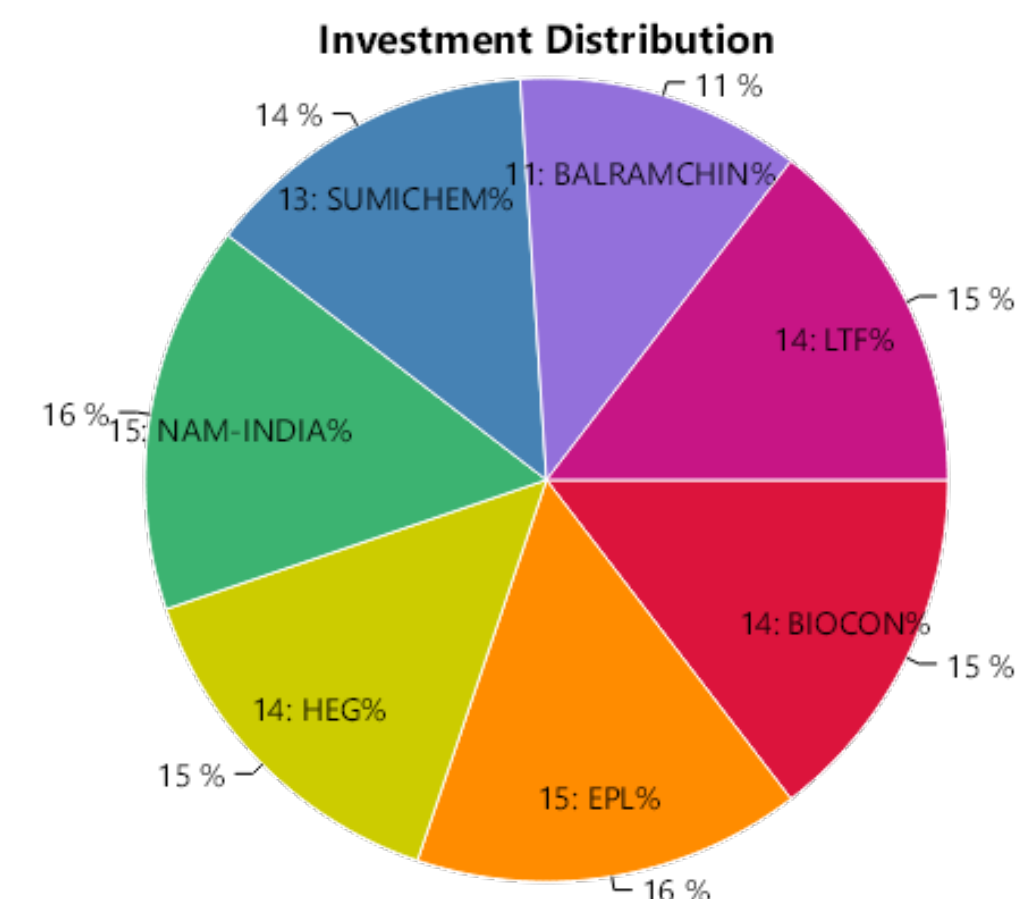
** Includes unrealized gains for open stocks, if any.

STOCK WISE PERFORMANCE SUMMARY

Sr No.	Stock Name	Status	Amount Invested*	Sale Proceeds*	Profit/(Loss)**	%Return
1	BIOCON	Profit	2519.51	2621.29	101.78	4.04%
2	EPL	Profit	2679.00	2752.41	73.41	2.74%
3	HEG	Profit	2424.25	2526.40	102.15	4.21%
4	NAM-INDIA	Profit	2670.20	2757.01	86.81	3.25%
5	SUMICHEM	Profit	2226.68	2287.22	60.54	2.72%
6	BALRAMCHIN	Loss	2012.40	1566.99	-445.41	-22.13%
7	LTF	Loss	2540.16	1998.43	-541.73	-21.33%
Total			17072.20	16509.75	-562.45	-3.29%

OVERALL PERFORMANCE SUMMARY

Amount Invested	Sale Proceeds	Profit/(Loss)	%Return
17072.20	16509.75	-562.45	-3.29%



* We have considered the market value for open stocks as on the previous day prior to the report for open stocks.

** Includes unrealized gains for open stocks, if any.

STOCK WISE PERFORMANCE SUMMARY

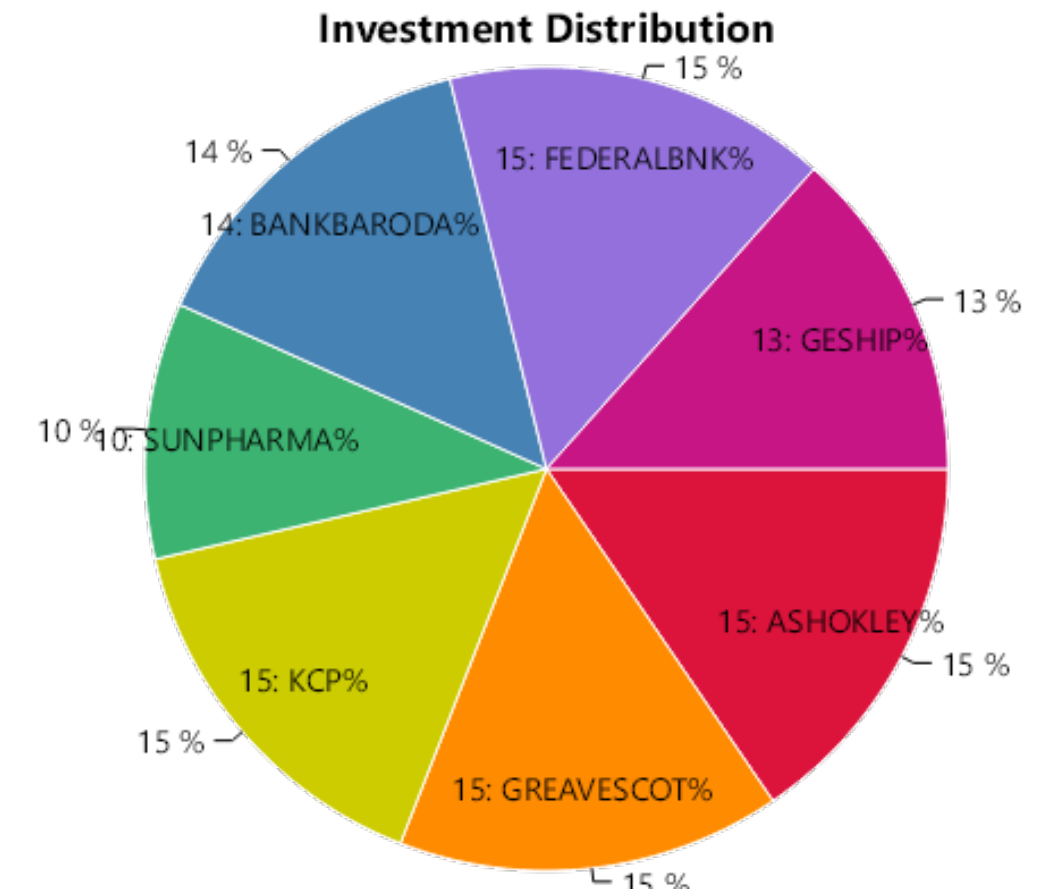
Sr No.	Stock Name	Status	Amount Invested*	Sale Proceeds*	Profit/(Loss)**	%Return
1	ASHOKLEY	Profit	2696.04	2793.41	97.37	3.61%
2	GREAVESCOT	Profit	2646.84	2779.12	132.28	5.00%
3	KCP	Profit	2790.48	2967.12	176.64	6.33%
4	SUNPHARMA	Profit	1812.42	1829.49	17.07	0.94%
5	BANKBARODA	Loss	2552.60	2053.20	-499.40	-19.56%
6	FEDERALBNK	Loss	2675.40	2546.83	-128.57	-4.81%
7	GESHIP	Loss	2400.58	1893.43	-507.15	-21.13%
Total			17574.36	16862.60	-711.76	-4.05%

OVERALL PERFORMANCE SUMMARY

Amount Invested	Sale Proceeds	Profit/(Loss)	%Return
17574.36	16862.60	-711.76	-4.05%

* We have considered the market value for open stocks as on the previous day prior to the report for open stocks.

** Includes unrealized gains for open stocks, if any.

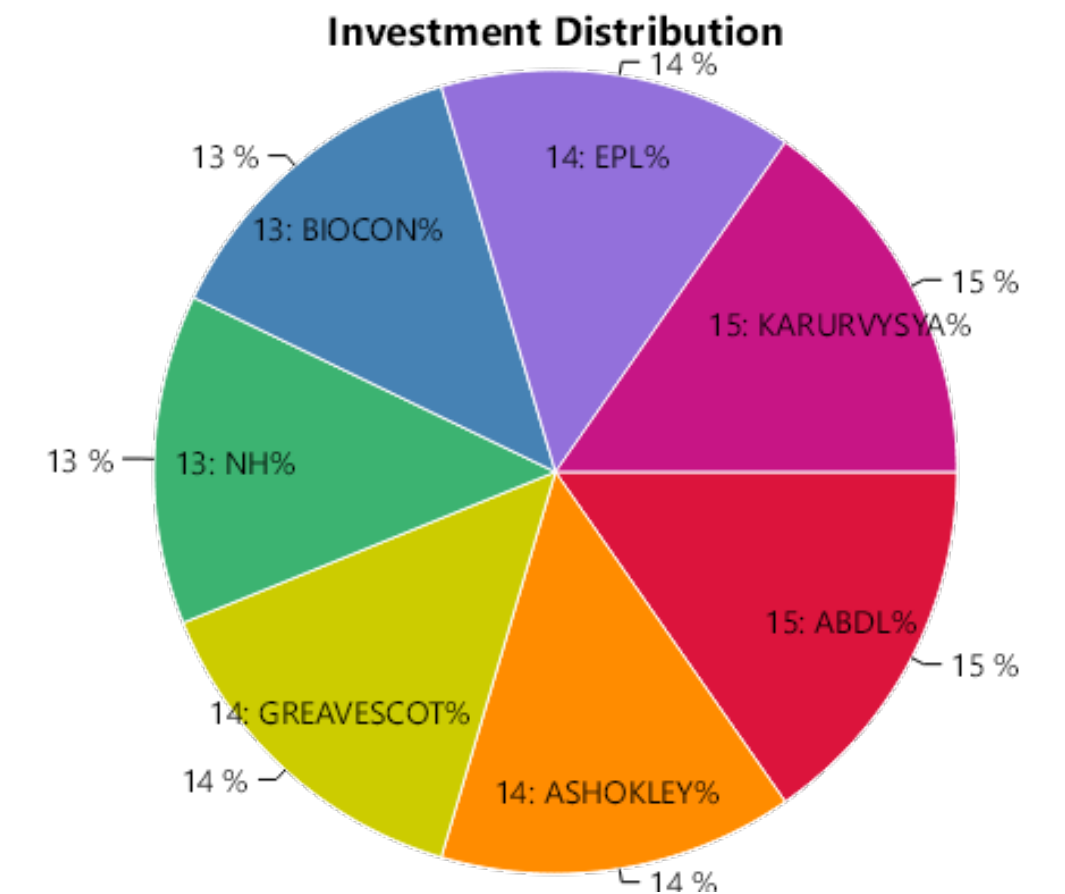


STOCK WISE PERFORMANCE SUMMARY

Sr No.	Stock Name	Status	Amount Invested*	Sale Proceeds*	Profit/(Loss)**	%Return
1	ABDL	Profit	2976.88	3137.76	160.88	5.40%
2	ASHOKLEY	Profit	2808.57	2799.41	-9.16	-0.33%
3	GREAVESCOT	Profit	2812.82	3446.38	633.56	22.52%
4	NH	Profit	2696.06	2837.66	141.60	5.25%
5	BIOCON	Loss	2644.81	2120.23	-524.58	-19.83%
6	EPL	Loss	2758.30	2146.43	-611.87	-22.18%
7	KARURVYSYA	Loss	2948.88	2318.64	-630.24	-21.37%
Total			19646.32	18806.51	-839.81	-4.27%

OVERALL PERFORMANCE SUMMARY

Amount Invested	Sale Proceeds	Profit/(Loss)	%Return
19646.32	18806.51	-839.81	-4.27%



* We have considered the market value for open stocks as on the previous day prior to the report for open stocks.

** Includes unrealized gains for open stocks, if any.

Contact Details

 LKP Securities Ltd, SPIP Division

 91 22 66351336 / 91 22 66351337  spip@lkpsec.com

 Registered Office: 203, Embassy Centre, Nariman Point, Mumbai - 400021.

 Registered Office: 2nd Floor, Gala Impecca, Andheri Kurla Road, Near Hotel Courtyard Marriott, Chakala, Andheri (East), Mumbai-400059.

Compliance & Grievance Officer

 Mr. Ritesh Tiwari

 022-6635 1234

 ho_compliance@lkpsec.com

Disclaimer & Disclosure : LKP Securities Ltd. (CIN-U67120MH1994PLC080039, www.Lkpsec.com) and its affiliates are a full- fledged, brokerage and financing group. LKP Securities Ltd is a SEBI registered Research Analyst with registration number INH000001758. LKP is a corporate trading member of Bombay Stock Exchange Limited (BSE), National Stock Exchange of India Limited (NSE) and Metropolitan Stock Exchange of India Limited (MSEI). LKP along with its subsidiaries offers the most comprehensive avenues for investments and is engaged in the businesses including stock broking (Institutional and retail), merchant banking, commodity broking, depository participant rendered in connection with distribution of primary market issues and financial products like mutual funds etc.

LKP offers research services to clients. The analyst for this report certifies that all of the views expressed in this report accurately reflect his or her personal views about the subject company or companies and its or their securities, and no part of his or her compensation was, is or will be, directly or indirectly related to specific recommendations or views expressed in this report.

Further, the information in the document has been printed on the basis of publicly available information; internal data and other sources believed to be true and are for general guidance only but which may have not been verified independently. While every effort is made to ensure the accuracy and completeness of information contained, the company takes no responsibility and assumes no liability for any error/ omission or accuracy of the information. Recipients of this material should rely on their own judgments and conclusions from relevant sources before making any investment. The investments discussed or recommended in this report may not be suitable for all investors. Opinion expressed is the current opinion as of the date appearing on the material only. Value of the investments referred to in this material are subject to volatility. Past performance is not a guide for future performance. Investment in securities market are subject to market risks. Read all the related documents carefully before investing. Registration granted by SEBI and certification from NISM in no way guarantee performance of the intermediary or provide any assurance of returns to investors. These securities quoted are for illustration only and are not recommendatory.

Mr. S. Ranganathan (Advisor) - SEBI Registration No-INH2200252399,
Mr. Kunal Bothra (Research Analyst) - SEBI Registered No. INH000005263

THANK YOU