

SPIP Performance Report 2024-2025

Client Name : RAJGOPAL GANESHLAL UPADHYE

Client Code : RA001562

Date : 23/12/2025



Sr No.	Month	Amount Invested	Sale Proceeds*	Profit/(Loss)**	%Return
1	Jul-2024	69731.10	68557.36	-1173.74	-1.68%
2	Aug-2024	71504.97	65906.31	-5598.66	-7.83%
3	Sep-2024	136628.19	131430.17	-5198.02	-3.80%
4	Oct-2024	70509.62	67806.10	-2703.52	-3.83%
5	Nov-2024	77751.42	74336.61	-3414.81	-4.39%
6	Dec-2024	72822.75	69480.47	-3342.28	-4.59%

* We have considered the market value for open stocks as on the previous day prior to the report for open stocks.

** Includes unrealized gains for open stocks, if any.

STOCK WISE PERFORMANCE SUMMARY

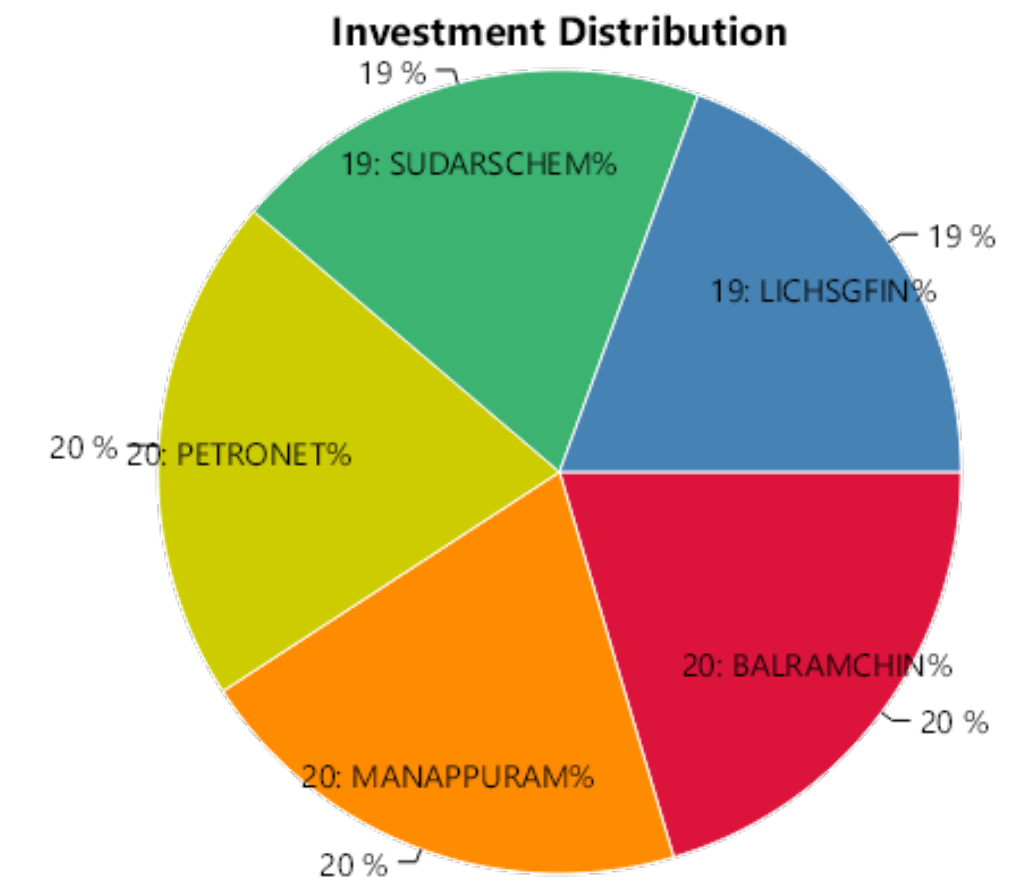
Sr No.	Stock Name	Status	Amount Invested*	Sale Proceeds*	Profit/(Loss)**	%Return
1	BALRAMCHIN	Profit	14015.84	14426.71	410.87	2.93%
2	MANAPPURAM	Profit	14169.68	14624.14	454.46	3.21%
3	PETRONET	Profit	14085.08	14572.65	487.57	3.46%
4	SUDARSCHEM	Profit	13746.70	14188.63	441.93	3.21%
5	CMSINFO	Out of range	0.00	0.00	0.00	0%
6	LICHSGFIN	Loss	13713.80	10745.23	-2968.57	-21.65%
Total			69731.10	68557.36	-1173.74	-1.68%

OVERALL PERFORMANCE SUMMARY

Amount Invested	Sale Proceeds	Profit/(Loss)	%Return
69731.10	68557.36	-1173.74	-1.68%

* We have considered the market value for open stocks as on the previous day prior to the report for open stocks.

** Includes unrealized gains for open stocks, if any.

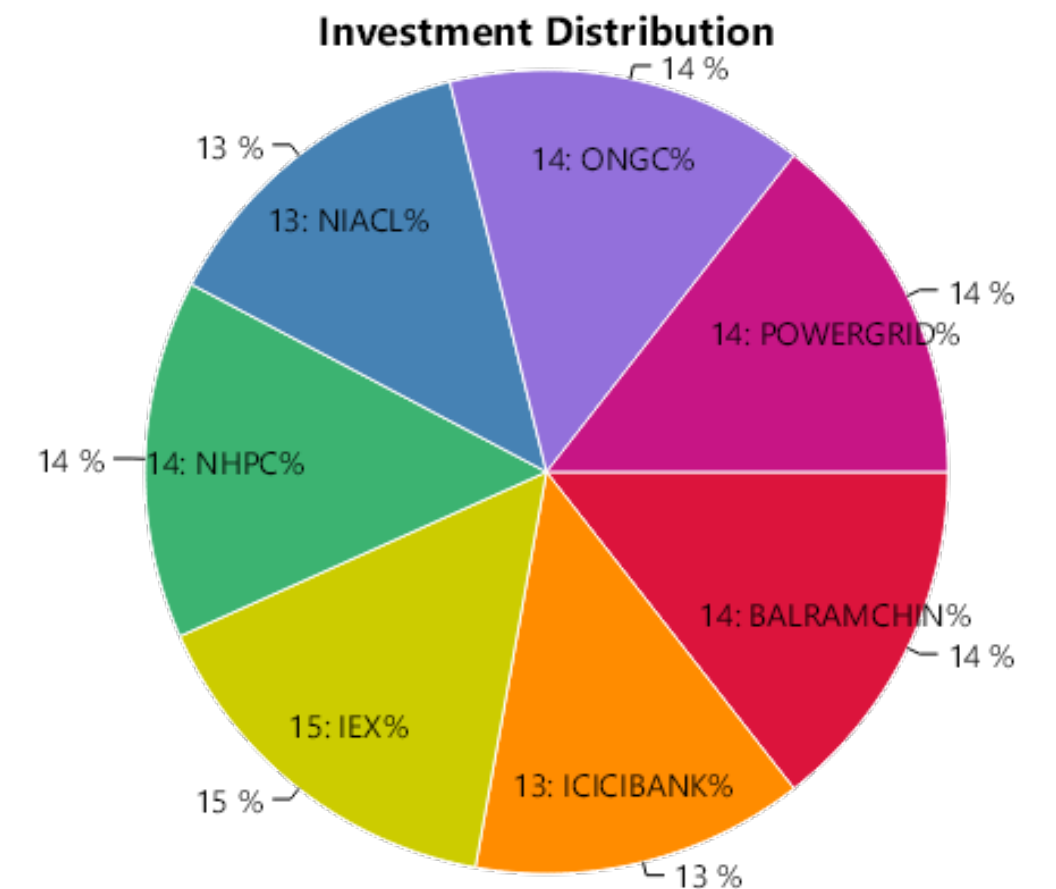


STOCK WISE PERFORMANCE SUMMARY

Sr No.	Stock Name	Status	Amount Invested*	Sale Proceeds*	Profit/(Loss)**	%Return
1	BALRAMCHIN	Profit	10457.84	11164.22	706.38	6.75%
2	ICICIBANK	Profit	9496.24	10093.28	597.04	6.29%
3	IEX	Profit	10787.39	11306.37	518.98	4.81%
4	NHPC	Loss	10408.62	8549.87	-1858.75	-17.86%
5	NIACL	Loss	9928.08	8174.03	-1754.05	-17.67%
6	ONGC	Loss	10233.84	8396.21	-1837.63	-17.96%
7	POWERGRID	Loss	10192.96	8222.33	-1970.63	-19.33%
Total			71504.97	65906.31	-5598.66	-7.83%

OVERALL PERFORMANCE SUMMARY

Amount Invested	Sale Proceeds	Profit/(Loss)	%Return
71504.97	65906.31	-5598.66	-7.83%



* We have considered the market value for open stocks as on the previous day prior to the report for open stocks.

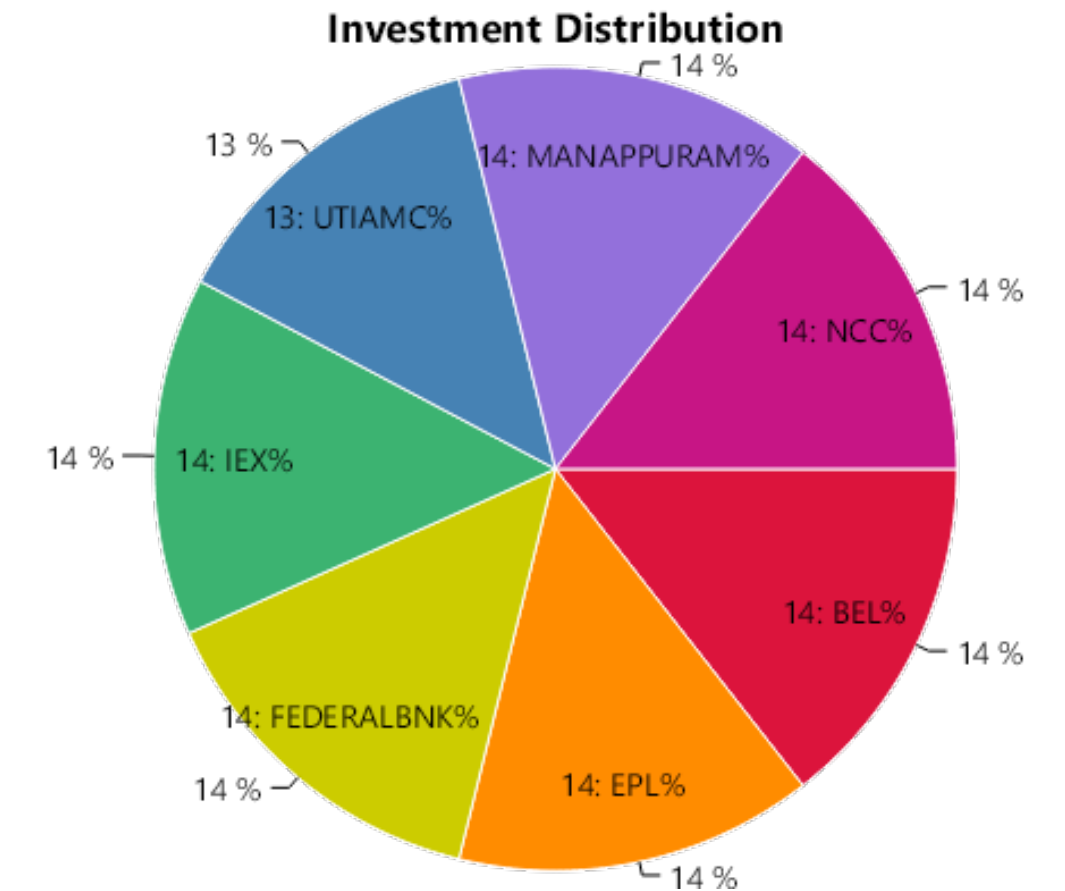
** Includes unrealized gains for open stocks, if any.

STOCK WISE PERFORMANCE SUMMARY

Sr No.	Stock Name	Status	Amount Invested*	Sale Proceeds*	Profit/(Loss)**	%Return
1	BEL	Profit	19462.26	20162.97	700.71	3.60%
2	EPL	Profit	19795.46	20551.13	755.67	3.82%
3	FEDERALBNK	Profit	19691.22	20351.33	660.11	3.35%
4	IEX	Profit	19708.85	20377.11	668.26	3.39%
5	UTIAMC	Profit	18723.91	19406.48	682.57	3.65%
6	MANAPPURAM	Loss	19759.20	15416.82	-4342.38	-21.98%
7	NCC	Loss	19487.29	15164.33	-4322.96	-22.18%
Total			136628.19	131430.17	-5198.02	-3.80%

OVERALL PERFORMANCE SUMMARY

Amount Invested	Sale Proceeds	Profit/(Loss)	%Return
136628.19	131430.17	-5198.02	-3.80%



* We have considered the market value for open stocks as on the previous day prior to the report for open stocks.

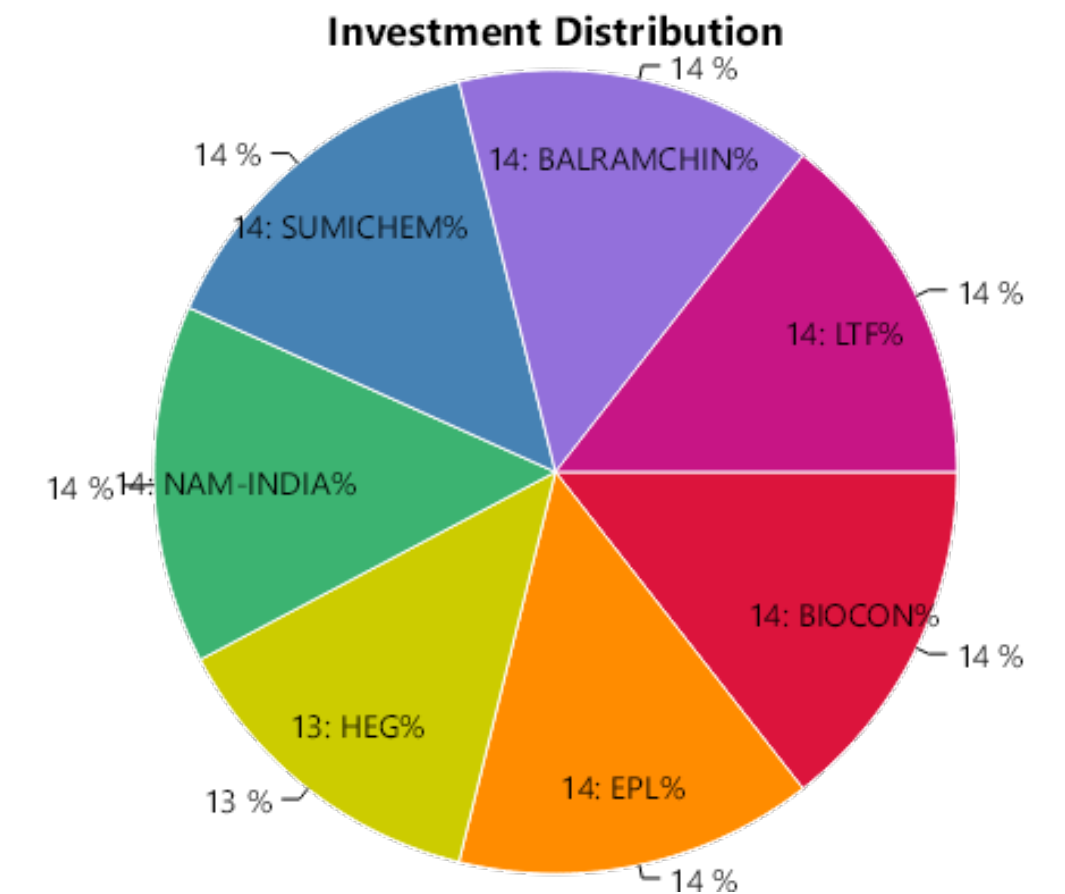
** Includes unrealized gains for open stocks, if any.

STOCK WISE PERFORMANCE SUMMARY

Sr No.	Stock Name	Status	Amount Invested*	Sale Proceeds*	Profit/(Loss)**	%Return
1	BIOCON	Profit	10117.74	10464.22	346.48	3.42%
2	EPL	Profit	10234.92	10509.17	274.25	2.68%
3	HEG	Profit	9728.40	10085.32	356.92	3.67%
4	NAM-INDIA	Profit	10055.03	10388.89	333.86	3.32%
5	SUMICHEM	Profit	10039.95	10362.65	322.70	3.21%
6	BALRAMCHIN	Loss	10118.76	7932.06	-2186.70	-21.61%
7	LTF	Loss	10214.82	8063.79	-2151.03	-21.06%
Total			70509.62	67806.10	-2703.52	-3.83%

OVERALL PERFORMANCE SUMMARY

Amount Invested	Sale Proceeds	Profit/(Loss)	%Return
70509.62	67806.10	-2703.52	-3.83%



* We have considered the market value for open stocks as on the previous day prior to the report for open stocks.

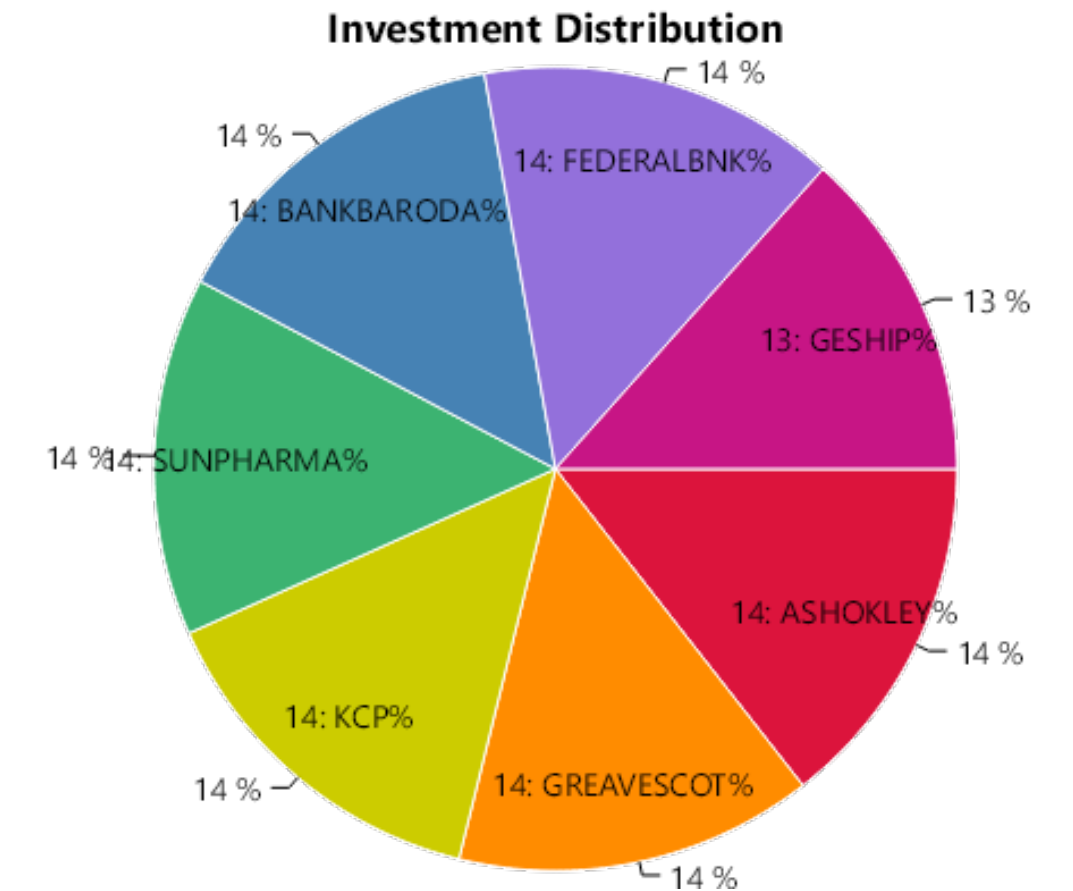
** Includes unrealized gains for open stocks, if any.

STOCK WISE PERFORMANCE SUMMARY

Sr No.	Stock Name	Status	Amount Invested*	Sale Proceeds*	Profit/(Loss)**	%Return
1	ASHOKLEY	Profit	11256.00	11693.09	437.09	3.88%
2	GREAVESCOT	Profit	11176.51	11706.21	529.70	4.74%
3	KCP	Profit	11186.37	11821.33	634.96	5.68%
4	SUNPHARMA	Profit	10896.21	10956.72	60.51	0.56%
5	BANKBARODA	Loss	11251.78	9009.92	-2241.86	-19.92%
6	FEDERALBNK	Loss	11135.12	10547.28	-587.84	-5.28%
7	GESHIP	Loss	10849.43	8602.06	-2247.37	-20.71%
Total			77751.42	74336.61	-3414.81	-4.39%

OVERALL PERFORMANCE SUMMARY

Amount Invested	Sale Proceeds	Profit/(Loss)	%Return
77751.42	74336.61	-3414.81	-4.39%



* We have considered the market value for open stocks as on the previous day prior to the report for open stocks.

** Includes unrealized gains for open stocks, if any.

STOCK WISE PERFORMANCE SUMMARY

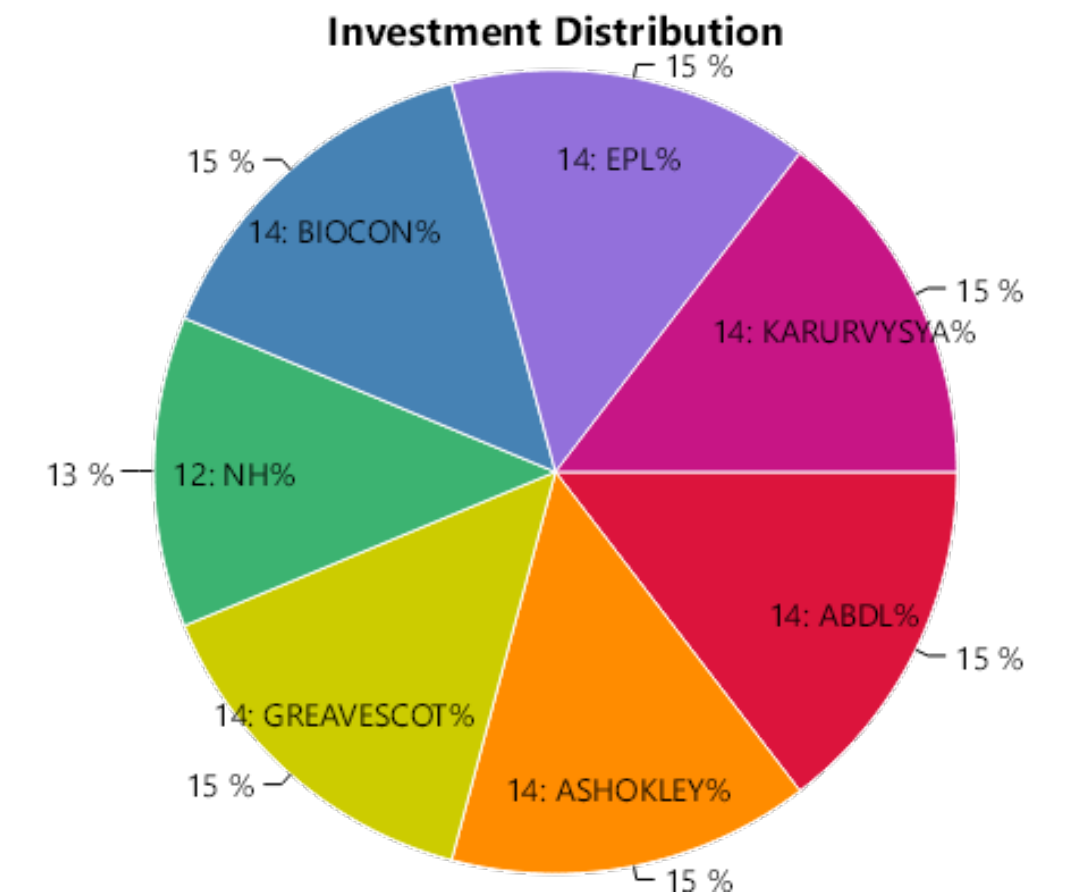
Sr No.	Stock Name	Status	Amount Invested*	Sale Proceeds*	Profit/(Loss)**	%Return
1	ABDL	Profit	10439.94	10960.12	520.18	4.98%
2	ASHOKLEY	Profit	10568.23	10546.84	-21.39	-0.20%
3	GREAVESCOT	Profit	10674.90	13079.31	2404.41	22.52%
4	NH	Profit	9455.04	9911.86	456.82	4.83%
5	BIOCON	Loss	10594.71	8463.84	-2130.87	-20.11%
6	EPL	Loss	10502.25	8226.81	-2275.44	-21.67%
7	KARURVYSYA	Loss	10587.68	8291.69	-2295.99	-21.69%
Total			72822.75	69480.47	-3342.28	-4.59%

OVERALL PERFORMANCE SUMMARY

Amount Invested	Sale Proceeds	Profit/(Loss)	%Return
72822.75	69480.47	-3342.28	-4.59%

* We have considered the market value for open stocks as on the previous day prior to the report for open stocks.

** Includes unrealized gains for open stocks, if any.



Contact Details

 LKP Securities Ltd, SPIP Division

 91 22 66351336 / 91 22 66351337  spip@lkpsec.com

 Registered Office: 203, Embassy Centre, Nariman Point, Mumbai - 400021.

 Registered Office: 2nd Floor, Gala Impecca, Andheri Kurla Road, Near Hotel Courtyard Marriott, Chakala, Andheri (East), Mumbai-400059.

Compliance & Grievance Officer

 Mr. Ritesh Tiwari

 022-6635 1234

 ho_compliance@lkpsec.com

Disclaimer & Disclosure : LKP Securities Ltd. (CIN-U67120MH1994PLC080039, www.Lkpsec.com) and its affiliates are a full- fledged, brokerage and financing group. LKP Securities Ltd is a SEBI registered Research Analyst with registration number INH000001758. LKP is a corporate trading member of Bombay Stock Exchange Limited (BSE), National Stock Exchange of India Limited (NSE) and Metropolitan Stock Exchange of India Limited (MSEI). LKP along with its subsidiaries offers the most comprehensive avenues for investments and is engaged in the businesses including stock broking (Institutional and retail), merchant banking, commodity broking, depository participant rendered in connection with distribution of primary market issues and financial products like mutual funds etc.

LKP offers research services to clients. The analyst for this report certifies that all of the views expressed in this report accurately reflect his or her personal views about the subject company or companies and its or their securities, and no part of his or her compensation was, is or will be, directly or indirectly related to specific recommendations or views expressed in this report.

Further, the information in the document has been printed on the basis of publicly available information; internal data and other sources believed to be true and are for general guidance only but which may have not been verified independently. While every effort is made to ensure the accuracy and completeness of information contained, the company takes no responsibility and assumes no liability for any error/ omission or accuracy of the information. Recipients of this material should rely on their own judgments and conclusions from relevant sources before making any investment. The investments discussed or recommended in this report may not be suitable for all investors. Opinion expressed is the current opinion as of the date appearing on the material only. Value of the investments referred to in this material are subject to volatility. Past performance is not a guide for future performance. Investment in securities market are subject to market risks. Read all the related documents carefully before investing. Registration granted by SEBI and certification from NISM in no way guarantee performance of the intermediary or provide any assurance of returns to investors. These securities quoted are for illustration only and are not recommendatory.

Mr. S. Ranganathan (Advisor) - SEBI Registration No-INH2200252399,
Mr. Kunal Bothra (Research Analyst) - SEBI Registered No. INH000005263

THANK YOU