

SPIP Performance Report 2024-2025

Client Name : MANJULA ANAND NAIDU

Client Code : RA001571

Date : 23/12/2025



Sr No.	Month	Amount Invested	Sale Proceeds*	Profit/(Loss)**	%Return
1	Jul-2024	45872.63	45256.52	-616.11	-1.34%
2	Aug-2024	170618.61	157282.04	-13336.57	-7.82%
3	Sep-2024	74841.19	71998.83	-2842.36	-3.80%
4	Oct-2024	45807.44	43927.70	-1879.74	-4.10%
5	Nov-2024	88950.75	85066.60	-3884.15	-4.37%
6	Dec-2024	63413.55	60477.36	-2936.19	-4.63%

* We have considered the market value for open stocks as on the previous day prior to the report for open stocks.

** Includes unrealized gains for open stocks, if any.

STOCK WISE PERFORMANCE SUMMARY

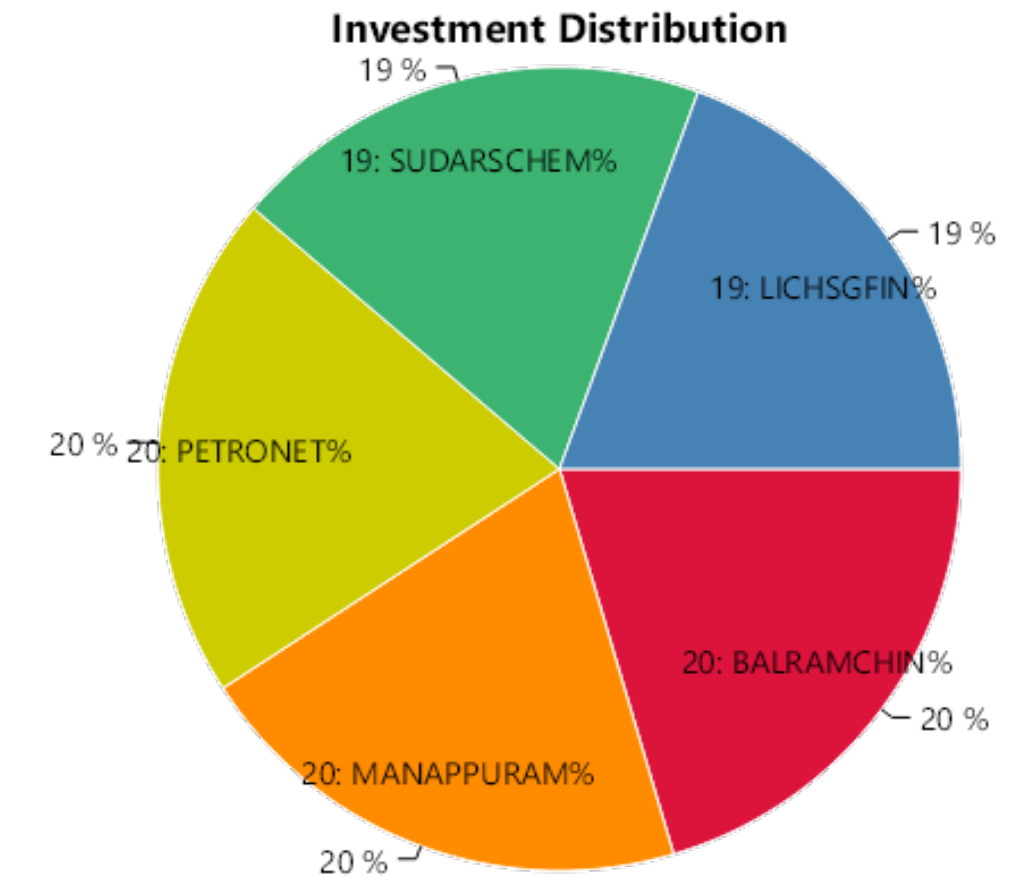
Sr No.	Stock Name	Status	Amount Invested*	Sale Proceeds*	Profit/(Loss)**	%Return
1	BALRAMCHIN	Profit	9199.24	9467.36	268.12	2.91%
2	MANAPPURAM	Profit	9304.80	9603.75	298.95	3.21%
3	PETRONET	Profit	9389.39	9715.07	325.68	3.47%
4	SUDARSCHEM	Profit	9106.40	9518.39	411.99	4.52%
5	CMSINFO	Out of range	0.00	0.00	0.00	0%
6	LICHSGFIN	Loss	8872.80	6951.95	-1920.85	-21.65%
Total			45872.63	45256.52	-616.11	-1.34%

OVERALL PERFORMANCE SUMMARY

Amount Invested	Sale Proceeds	Profit/(Loss)	%Return
45872.63	45256.52	-616.11	-1.34%

* We have considered the market value for open stocks as on the previous day prior to the report for open stocks.

** Includes unrealized gains for open stocks, if any.

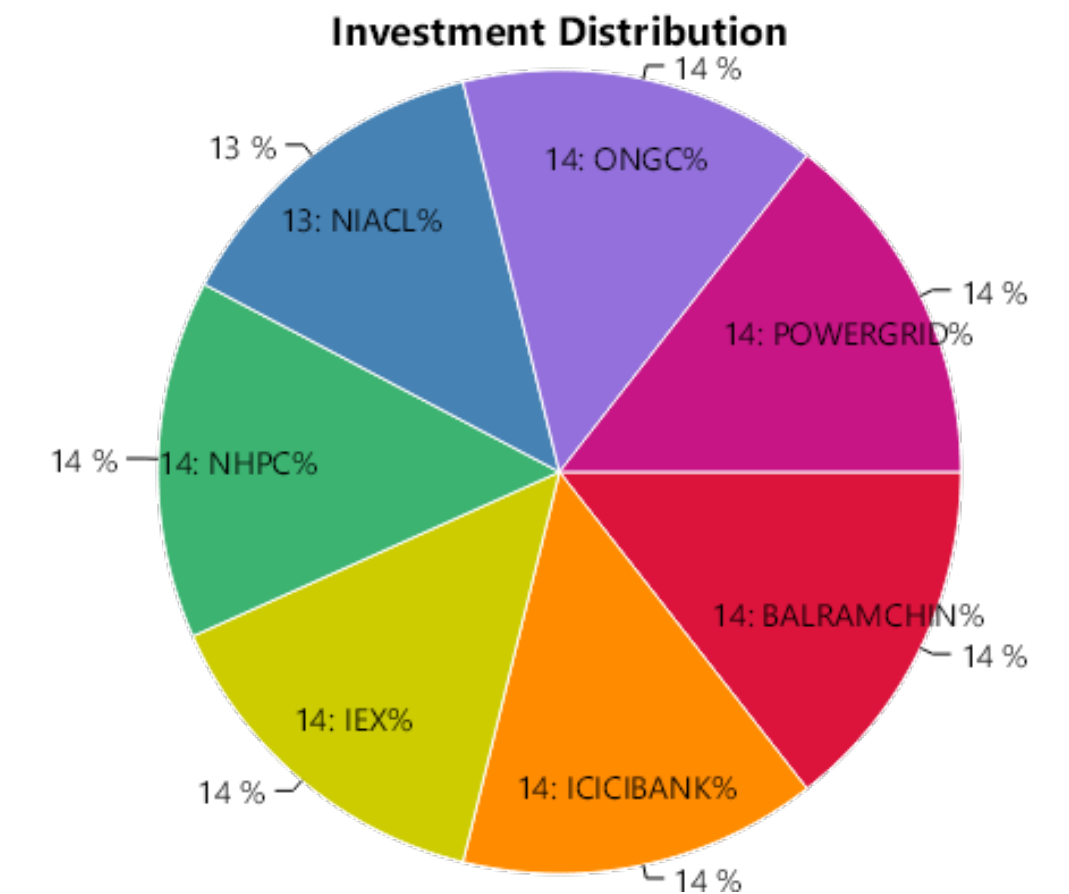


STOCK WISE PERFORMANCE SUMMARY

Sr No.	Stock Name	Status	Amount Invested*	Sale Proceeds*	Profit/(Loss)**	%Return
1	BALRAMCHIN	Loss	24499.29	25880.18	1380.89	5.64%
2	ICICIBANK	Loss	24807.38	26494.86	1687.48	6.80%
3	IEX	Loss	24900.36	26311.60	1411.24	5.67%
4	NHPC	Loss	24261.70	19706.18	-4555.52	-18.78%
5	NIACL	Loss	23669.14	19663.00	-4006.14	-16.93%
6	ONGC	Loss	24352.75	19663.69	-4689.06	-19.25%
7	POWERGRID	Loss	24127.99	19562.53	-4565.46	-18.92%
Total			170618.61	157282.04	-13336.57	-7.82%

OVERALL PERFORMANCE SUMMARY

Amount Invested	Sale Proceeds	Profit/(Loss)	%Return
170618.61	157282.04	-13336.57	-7.82%



* We have considered the market value for open stocks as on the previous day prior to the report for open stocks.

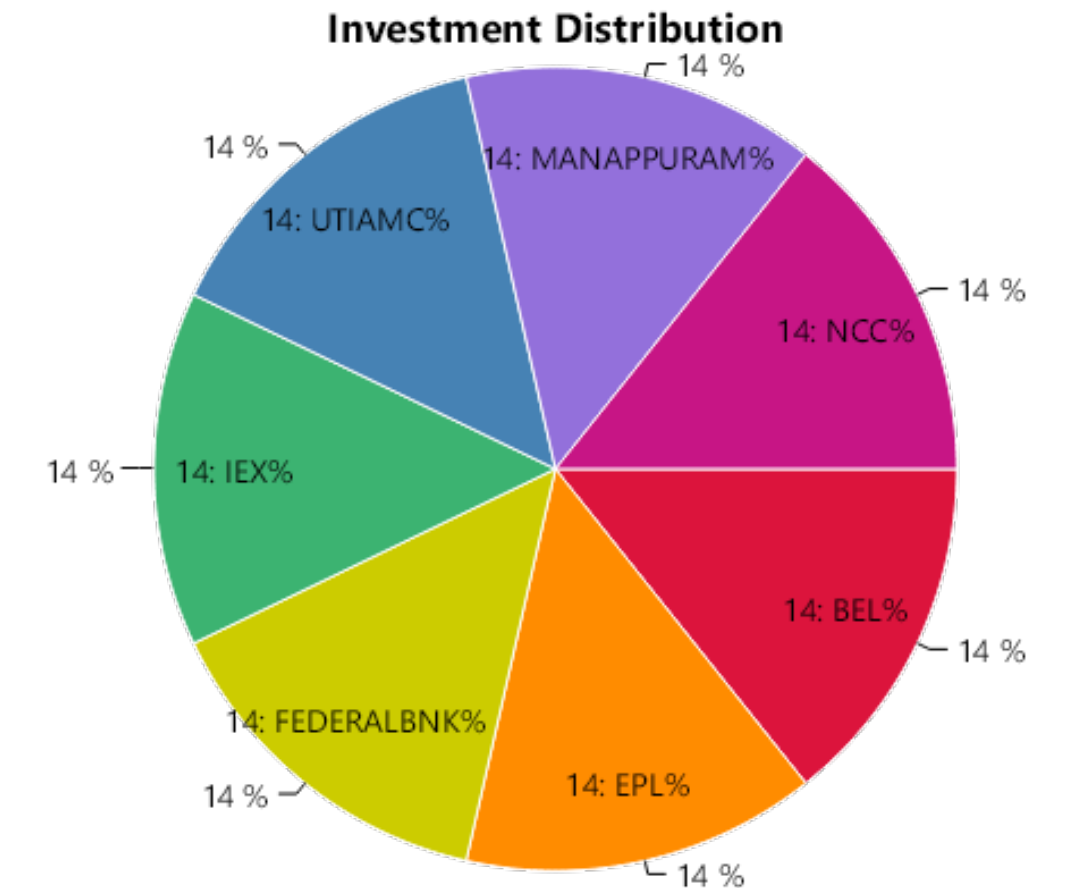
** Includes unrealized gains for open stocks, if any.

STOCK WISE PERFORMANCE SUMMARY

Sr No.	Stock Name	Status	Amount Invested*	Sale Proceeds*	Profit/(Loss)**	%Return
1	BEL	Profit	10643.29	11020.01	376.72	3.54%
2	EPL	Profit	10659.45	11065.99	406.54	3.81%
3	FEDERALBNK	Profit	10741.03	11100.64	359.61	3.35%
4	IEX	Profit	10788.36	11154.28	365.92	3.39%
5	UTIAMC	Profit	10532.55	10916.15	383.60	3.64%
6	MANAPPURAM	Loss	10758.15	8401.13	-2357.02	-21.91%
7	NCC	Loss	10718.36	8340.63	-2377.73	-22.18%
Total			74841.19	71998.83	-2842.36	-3.80%

OVERALL PERFORMANCE SUMMARY

Amount Invested	Sale Proceeds	Profit/(Loss)	%Return
74841.19	71998.83	-2842.36	-3.80%



* We have considered the market value for open stocks as on the previous day prior to the report for open stocks.

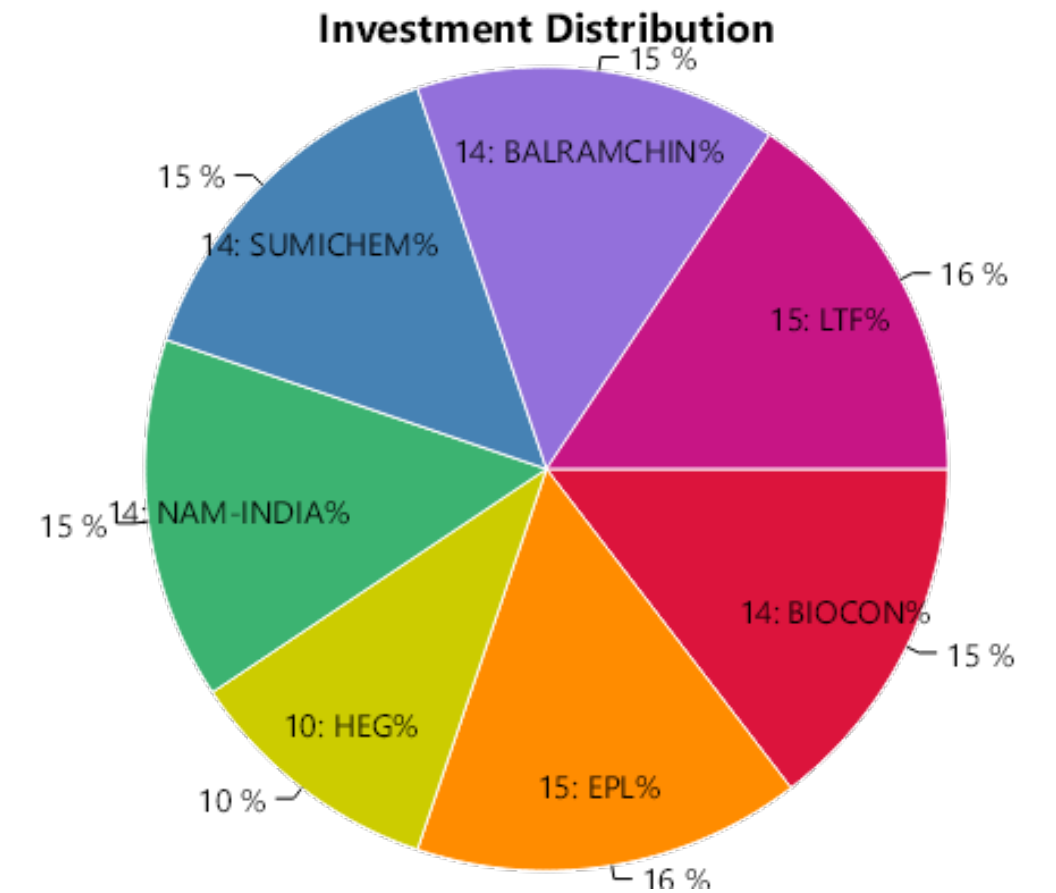
** Includes unrealized gains for open stocks, if any.

STOCK WISE PERFORMANCE SUMMARY

Sr No.	Stock Name	Status	Amount Invested*	Sale Proceeds*	Profit/(Loss)**	%Return
1	BIOCON	Profit	6864.65	7100.72	236.07	3.44%
2	EPL	Profit	7002.84	7191.00	188.16	2.69%
3	HEG	Profit	4864.20	5042.66	178.46	3.67%
4	NAM-INDIA	Profit	6703.35	6925.58	222.23	3.32%
5	SUMICHEM	Profit	6693.30	6908.09	214.79	3.21%
6	BALRAMCHIN	Loss	6746.85	5288.37	-1458.48	-21.62%
7	LTF	Loss	6932.25	5471.28	-1460.97	-21.07%
Total			45807.44	43927.70	-1879.74	-4.10%

OVERALL PERFORMANCE SUMMARY

Amount Invested	Sale Proceeds	Profit/(Loss)	%Return
45807.44	43927.70	-1879.74	-4.10%



* We have considered the market value for open stocks as on the previous day prior to the report for open stocks.

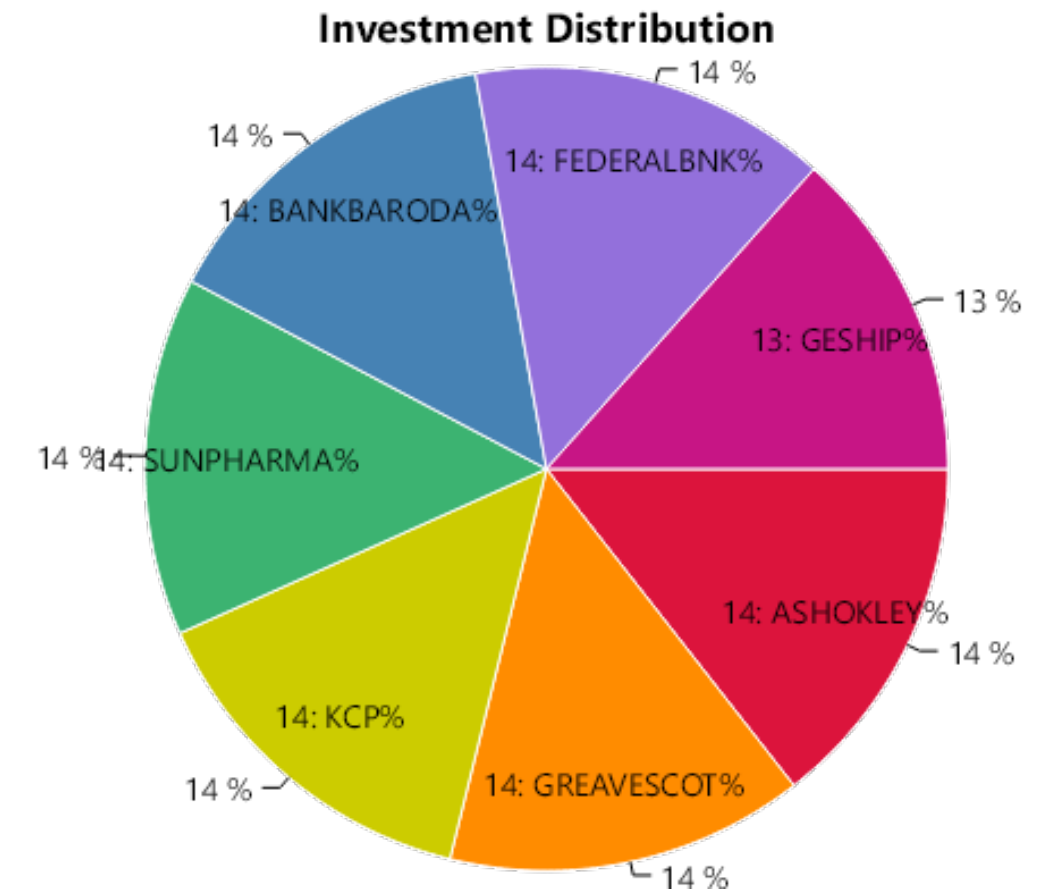
** Includes unrealized gains for open stocks, if any.

STOCK WISE PERFORMANCE SUMMARY

Sr No.	Stock Name	Status	Amount Invested*	Sale Proceeds*	Profit/(Loss)**	%Return
1	ASHOKLEY	Profit	12831.84	13330.80	498.96	3.89%
2	GREAVESCOT	Profit	12916.26	13491.75	575.49	4.46%
3	KCP	Profit	12823.80	13545.02	721.22	5.62%
4	SUNPHARMA	Profit	12712.25	12782.84	70.59	0.56%
5	BANKBARODA	Loss	12791.14	10246.02	-2545.12	-19.90%
6	FEDERALBNK	Loss	12795.36	12112.32	-683.04	-5.34%
7	GESHIP	Loss	12080.10	9557.85	-2522.25	-20.88%
Total			88950.75	85066.60	-3884.15	-4.37%

OVERALL PERFORMANCE SUMMARY

Amount Invested	Sale Proceeds	Profit/(Loss)	%Return
88950.75	85066.60	-3884.15	-4.37%



* We have considered the market value for open stocks as on the previous day prior to the report for open stocks.

** Includes unrealized gains for open stocks, if any.

STOCK WISE PERFORMANCE SUMMARY

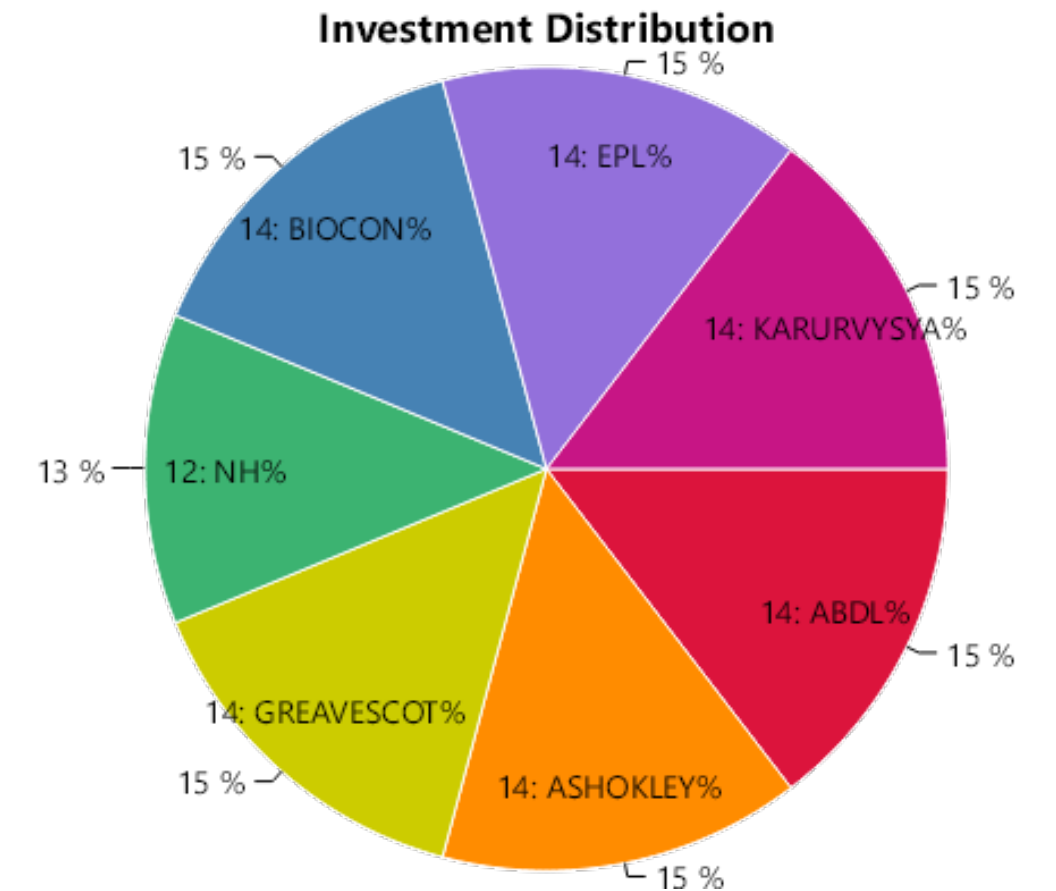
Sr No.	Stock Name	Status	Amount Invested*	Sale Proceeds*	Profit/(Loss)**	%Return
1	ABDL	Profit	9321.38	9768.41	447.03	4.80%
2	ASHOKLEY	Profit	9160.08	9141.13	-18.95	-0.21%
3	GREAVESCOT	Profit	9264.84	11351.96	2087.12	22.53%
4	NH	Profit	8104.32	8495.88	391.56	4.83%
5	BIOCON	Loss	9086.00	7254.72	-1831.28	-20.15%
6	EPL	Loss	9120.38	7137.72	-1982.66	-21.74%
7	KARURVYSYA	Loss	9356.55	7327.54	-2029.01	-21.69%
Total			63413.55	60477.36	-2936.19	-4.63%

OVERALL PERFORMANCE SUMMARY

Amount Invested	Sale Proceeds	Profit/(Loss)	%Return
63413.55	60477.36	-2936.19	-4.63%

* We have considered the market value for open stocks as on the previous day prior to the report for open stocks.

** Includes unrealized gains for open stocks, if any.



Contact Details

 LKP Securities Ltd, SPIP Division

 91 22 66351336 / 91 22 66351337  spip@lkpsec.com

 Registered Office: 203, Embassy Centre, Nariman Point, Mumbai - 400021.

 Registered Office: 2nd Floor, Gala Impecca, Andheri Kurla Road, Near Hotel Courtyard Marriott, Chakala, Andheri (East), Mumbai-400059.

Compliance & Grievance Officer

 Mr. Ritesh Tiwari

 022-6635 1234

 ho_compliance@lkpsec.com

Disclaimer & Disclosure : LKP Securities Ltd. (CIN-U67120MH1994PLC080039, www.Lkpsec.com) and its affiliates are a full- fledged, brokerage and financing group. LKP Securities Ltd is a SEBI registered Research Analyst with registration number INH000001758. LKP is a corporate trading member of Bombay Stock Exchange Limited (BSE), National Stock Exchange of India Limited (NSE) and Metropolitan Stock Exchange of India Limited (MSEI). LKP along with its subsidiaries offers the most comprehensive avenues for investments and is engaged in the businesses including stock broking (Institutional and retail), merchant banking, commodity broking, depository participant rendered in connection with distribution of primary market issues and financial products like mutual funds etc.

LKP offers research services to clients. The analyst for this report certifies that all of the views expressed in this report accurately reflect his or her personal views about the subject company or companies and its or their securities, and no part of his or her compensation was, is or will be, directly or indirectly related to specific recommendations or views expressed in this report.

Further, the information in the document has been printed on the basis of publicly available information; internal data and other sources believed to be true and are for general guidance only but which may have not been verified independently. While every effort is made to ensure the accuracy and completeness of information contained, the company takes no responsibility and assumes no liability for any error/ omission or accuracy of the information. Recipients of this material should rely on their own judgments and conclusions from relevant sources before making any investment. The investments discussed or recommended in this report may not be suitable for all investors. Opinion expressed is the current opinion as of the date appearing on the material only. Value of the investments referred to in this material are subject to volatility. Past performance is not a guide for future performance. Investment in securities market are subject to market risks. Read all the related documents carefully before investing. Registration granted by SEBI and certification from NISM in no way guarantee performance of the intermediary or provide any assurance of returns to investors. These securities quoted are for illustration only and are not recommendatory.

Mr. S. Ranganathan (Advisor) - SEBI Registration No-INH2200252399,
Mr. Kunal Bothra (Research Analyst) - SEBI Registered No. INH000005263



THANK YOU