

# SPIP Performance Report 2024-2025

Client Name : CHHAYA YASHWANT SONI

Client Code : RA001572

Date : 23/12/2025



Sr No.	Month	Amount Invested	Sale Proceeds*	Profit/(Loss)**	%Return
1	Jul-2024	991270.32	982783.63	-8486.69	-0.86%
2	Aug-2024	1105856.68	1017226.67	-88630.01	-8.01%
3	Sep-2024	706168.11	658454.38	-47713.73	-6.76%
4	Oct-2024	718781.32	697665.03	-21116.29	-2.94%
5	Nov-2024	806396.78	865884.74	59487.96	7.38%
6	Dec-2024	577920.34	556409.55	-21510.79	-3.72%
7	Jan-2025	471505.02	494536.92	23031.90	4.88%
8	Feb-2025	285520.64	283982.45	-1538.19	-0.54%

\* We have considered the market value for open stocks as on the previous day prior to the report for open stocks.

\*\* Includes unrealized gains for open stocks, if any.

## STOCK WISE PERFORMANCE SUMMARY

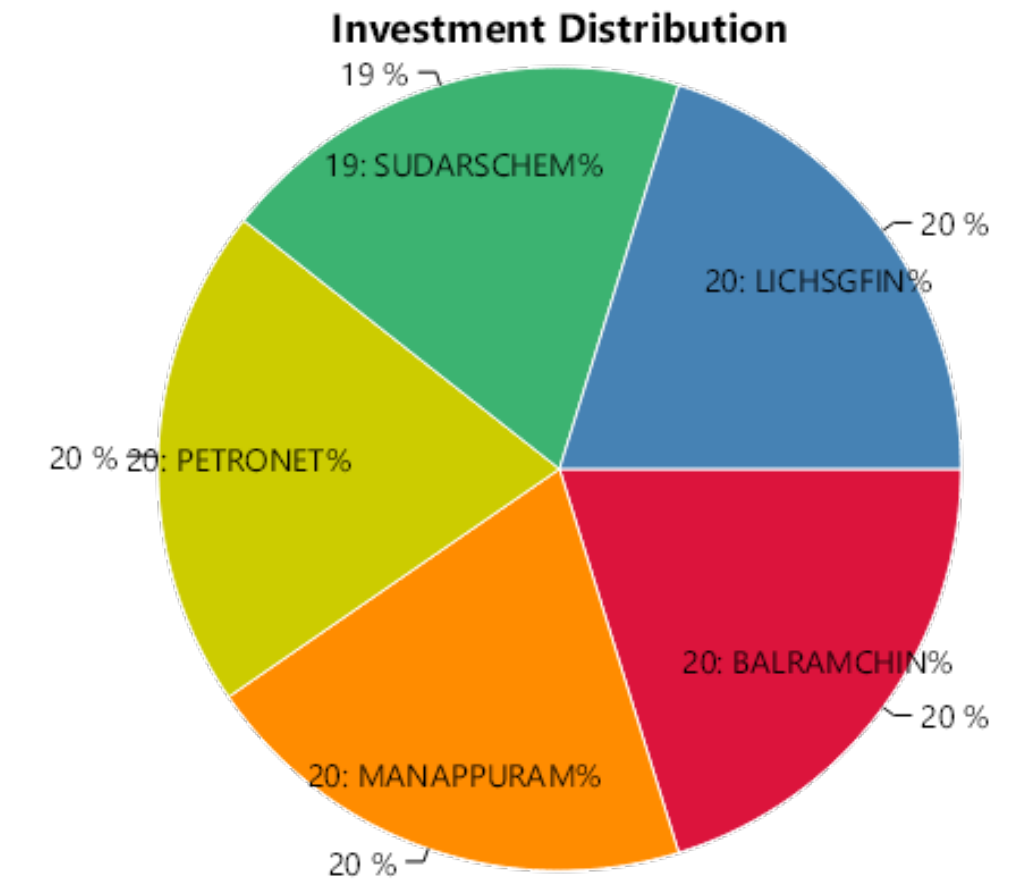
Sr No.	Stock Name	Status	Amount Invested*	Sale Proceeds*	Profit/(Loss)**	%Return
1	BALRAMCHIN	Profit	198502.37	205989.03	7486.66	3.77%
2	MANAPPURAM	Profit	198396.76	206469.75	8072.99	4.07%
3	PETRONET	Profit	198378.70	206959.86	8581.16	4.33%
4	SUDARSCHEM	Profit	197568.65	206591.09	9022.44	4.57%
5	CMSINFO	Out of range	0.00	0.00	0.00	0%
6	LICHSGFIN	Loss	198423.84	156773.90	-41649.94	-20.99%
<b>Total</b>			<b>991270.32</b>	<b>982783.63</b>	<b>-8486.69</b>	<b>-0.86%</b>

## OVERALL PERFORMANCE SUMMARY

Amount Invested	Sale Proceeds	Profit/(Loss)	%Return
991270.32	982783.63	-8486.69	-0.86%

\* We have considered the market value for open stocks as on the previous day prior to the report for open stocks.

\*\* Includes unrealized gains for open stocks, if any.

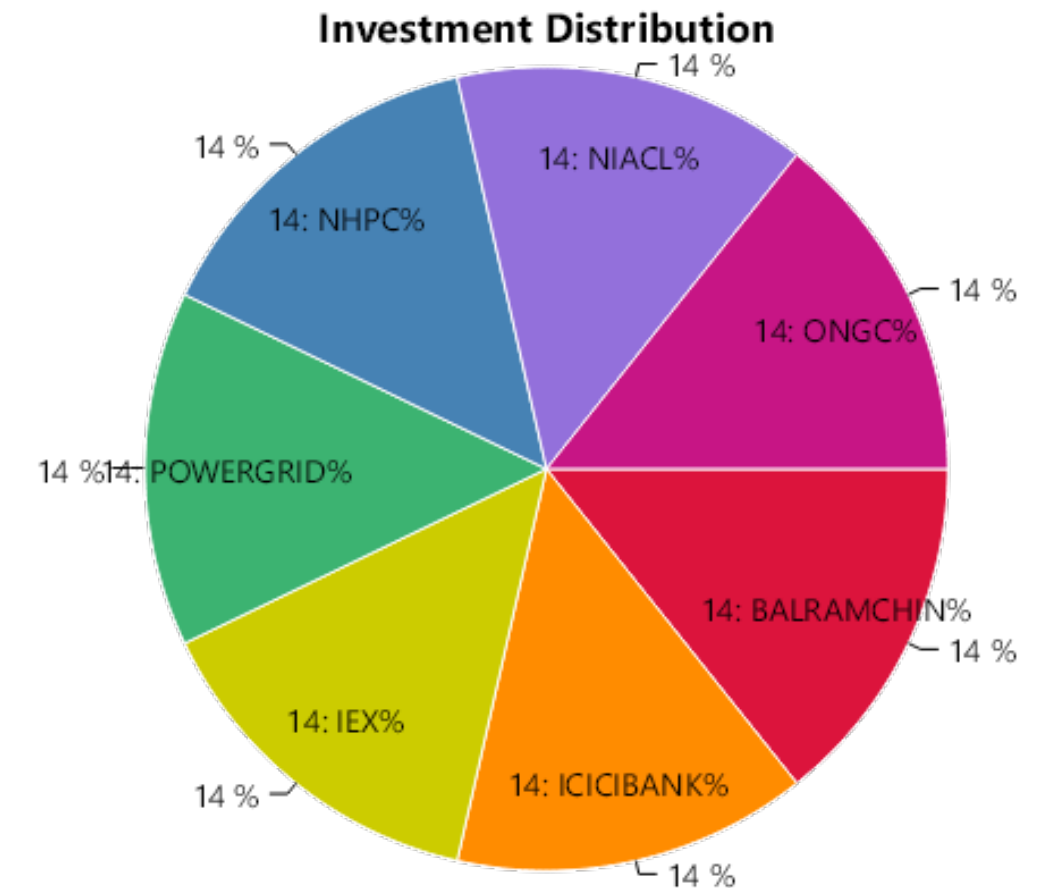


## STOCK WISE PERFORMANCE SUMMARY

Sr No.	Stock Name	Status	Amount Invested*	Sale Proceeds*	Profit/(Loss)**	%Return
1	BALRAMCHIN	Profit	158115.64	170194.02	12078.38	7.64%
2	ICICIBANK	Profit	158372.10	169657.13	11285.03	7.13%
3	IEX	Profit	157628.11	171120.34	13492.23	8.56%
4	POWERGRID	Open	157865.30	119515.00	-38350.30	-24.29%
5	NHPC	Loss	158074.82	129523.24	-28551.58	-18.06%
6	NIACL	Loss	157924.37	126675.09	-31249.28	-19.79%
7	ONGC	Loss	157876.34	130541.85	-27334.49	-17.31%
<b>Total</b>			<b>1105856.68</b>	<b>1017226.67</b>	<b>-88630.01</b>	<b>-8.01%</b>

## OVERALL PERFORMANCE SUMMARY

Amount Invested	Sale Proceeds	Profit/(Loss)	%Return
1105856.68	1017226.67	-88630.01	-8.01%



\* We have considered the market value for open stocks as on the previous day prior to the report for open stocks.

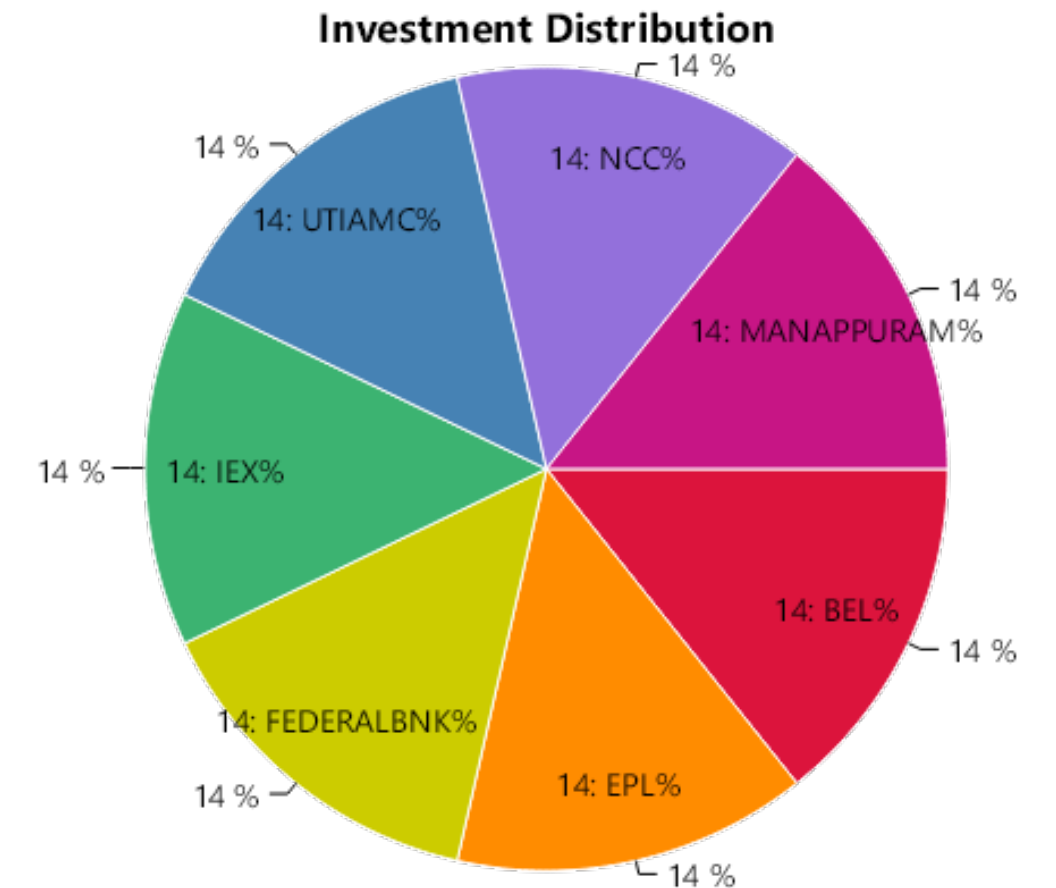
\*\* Includes unrealized gains for open stocks, if any.

## STOCK WISE PERFORMANCE SUMMARY

Sr No.	Stock Name	Status	Amount Invested*	Sale Proceeds*	Profit/(Loss)**	%Return
1	BEL	Profit	100211.82	105610.28	5398.46	5.39%
2	EPL	Profit	101603.79	106289.93	4686.14	4.61%
3	FEDERALBNK	Profit	100494.89	105686.43	5191.54	5.17%
4	IEX	Profit	100810.45	105973.60	5163.15	5.12%
5	UTIAMC	Profit	101070.31	105893.92	4823.61	4.77%
6	NCC	Open	101398.18	49012.67	-52385.51	-51.66%
7	MANAPPURAM	Loss	100578.67	79987.55	-20591.12	-20.47%
<b>Total</b>			<b>706168.11</b>	<b>658454.38</b>	<b>-47713.73</b>	<b>-6.76%</b>

## OVERALL PERFORMANCE SUMMARY

Amount Invested	Sale Proceeds	Profit/(Loss)	%Return
706168.11	658454.38	-47713.73	-6.76%



\* We have considered the market value for open stocks as on the previous day prior to the report for open stocks.

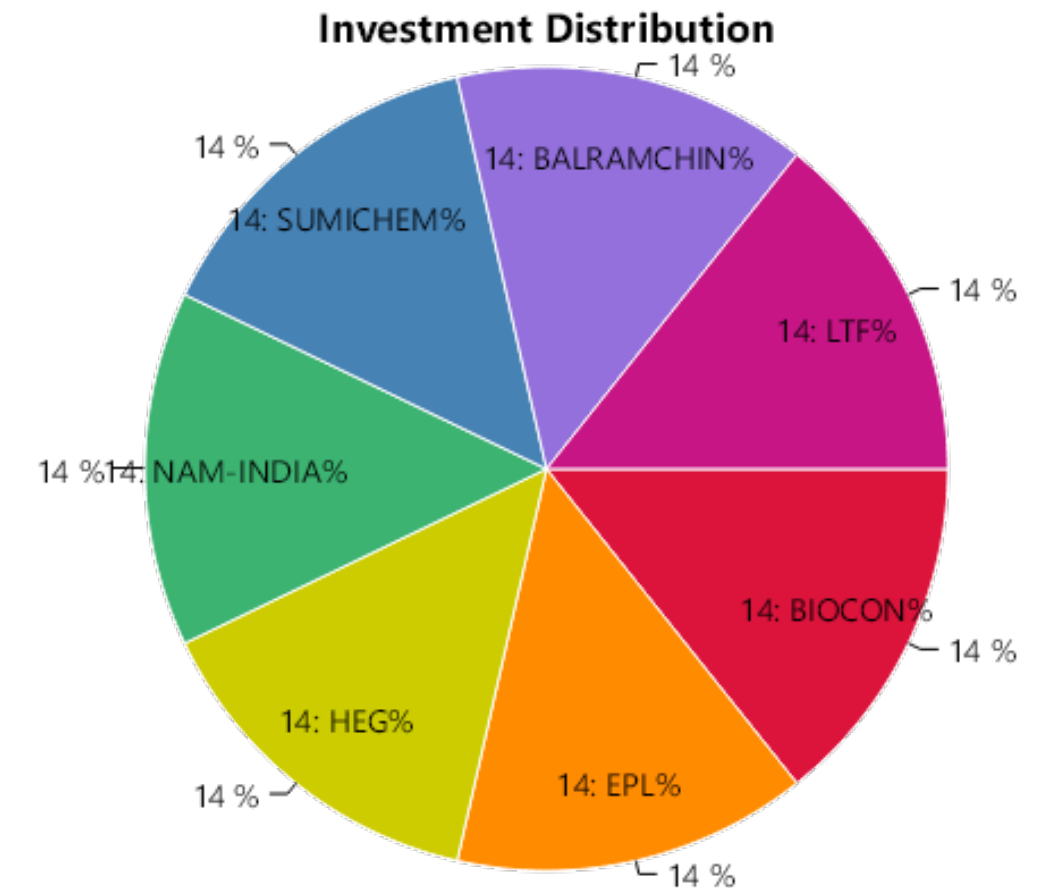
\*\* Includes unrealized gains for open stocks, if any.

## STOCK WISE PERFORMANCE SUMMARY

Sr No.	Stock Name	Status	Amount Invested*	Sale Proceeds*	Profit/(Loss)**	%Return
1	BIOCON	Profit	102290.96	106885.43	4594.47	4.49%
2	EPL	Profit	103334.77	106921.73	3586.96	3.47%
3	HEG	Profit	101792.46	106268.36	4475.90	4.40%
4	NAM-INDIA	Profit	102872.08	107098.48	4226.40	4.11%
5	SUMICHEM	Profit	103384.85	107521.32	4136.47	4.00%
6	BALRAMCHIN	Loss	102688.31	81419.52	-21268.79	-20.71%
7	LTF	Loss	102417.89	81550.19	-20867.70	-20.38%
<b>Total</b>			<b>718781.32</b>	<b>697665.03</b>	<b>-21116.29</b>	<b>-2.94%</b>

## OVERALL PERFORMANCE SUMMARY

Amount Invested	Sale Proceeds	Profit/(Loss)	%Return
718781.32	697665.03	-21116.29	-2.94%



\* We have considered the market value for open stocks as on the previous day prior to the report for open stocks.

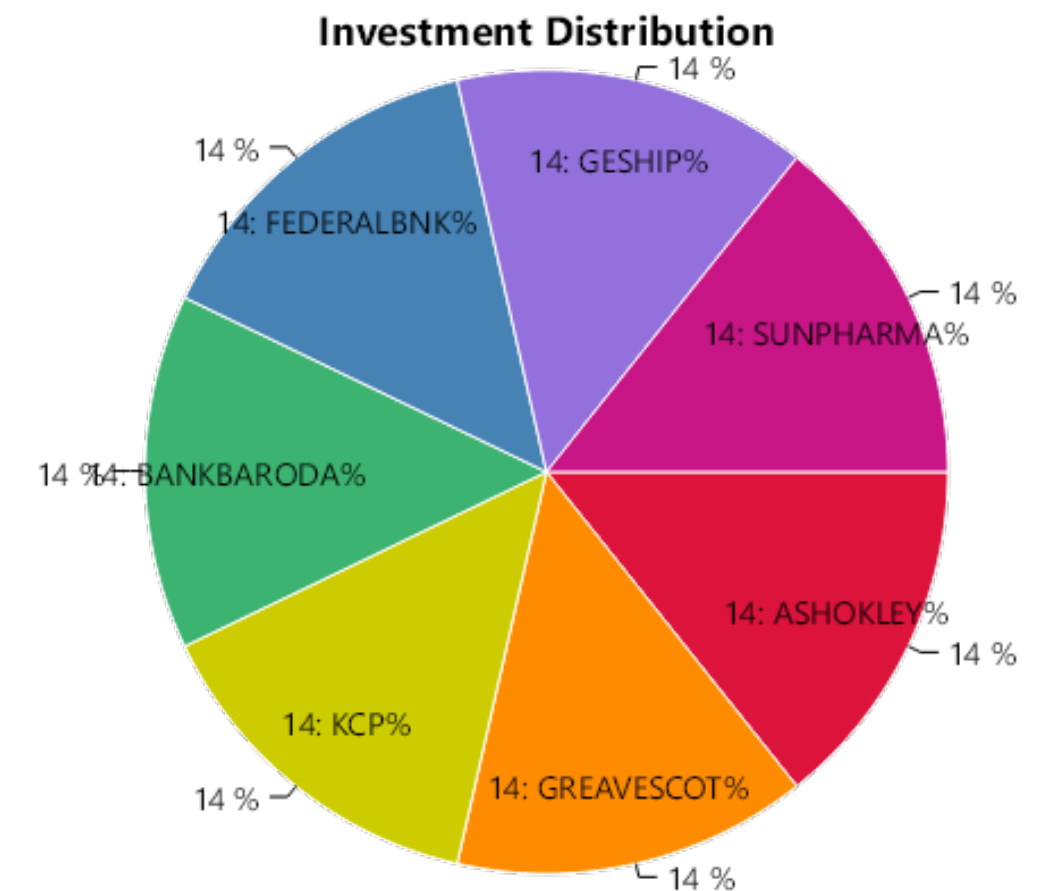
\*\* Includes unrealized gains for open stocks, if any.

## STOCK WISE PERFORMANCE SUMMARY

Sr No.	Stock Name	Status	Amount Invested*	Sale Proceeds*	Profit/(Loss)**	%Return
1	ASHOKLEY	Profit	116430.38	121881.63	5451.25	4.68%
2	GREAVESCOT	Profit	115273.65	121336.29	6062.64	5.26%
3	KCP	Profit	115274.65	122167.57	6892.92	5.98%
4	BANKBARODA	Open	115432.89	132888.00	17455.11	15.12%
5	FEDERALBNK	Open	115326.73	150454.85	35128.12	30.46%
6	GESHIP	Open	114646.72	105659.00	-8987.72	-7.84%
7	SUNPHARMA	Open	114011.76	111497.40	-2514.36	-2.21%
<b>Total</b>			<b>806396.78</b>	<b>865884.74</b>	<b>59487.96</b>	<b>7.38%</b>

## OVERALL PERFORMANCE SUMMARY

Amount Invested	Sale Proceeds	Profit/(Loss)	%Return
806396.78	865884.74	59487.96	7.38%



\* We have considered the market value for open stocks as on the previous day prior to the report for open stocks.

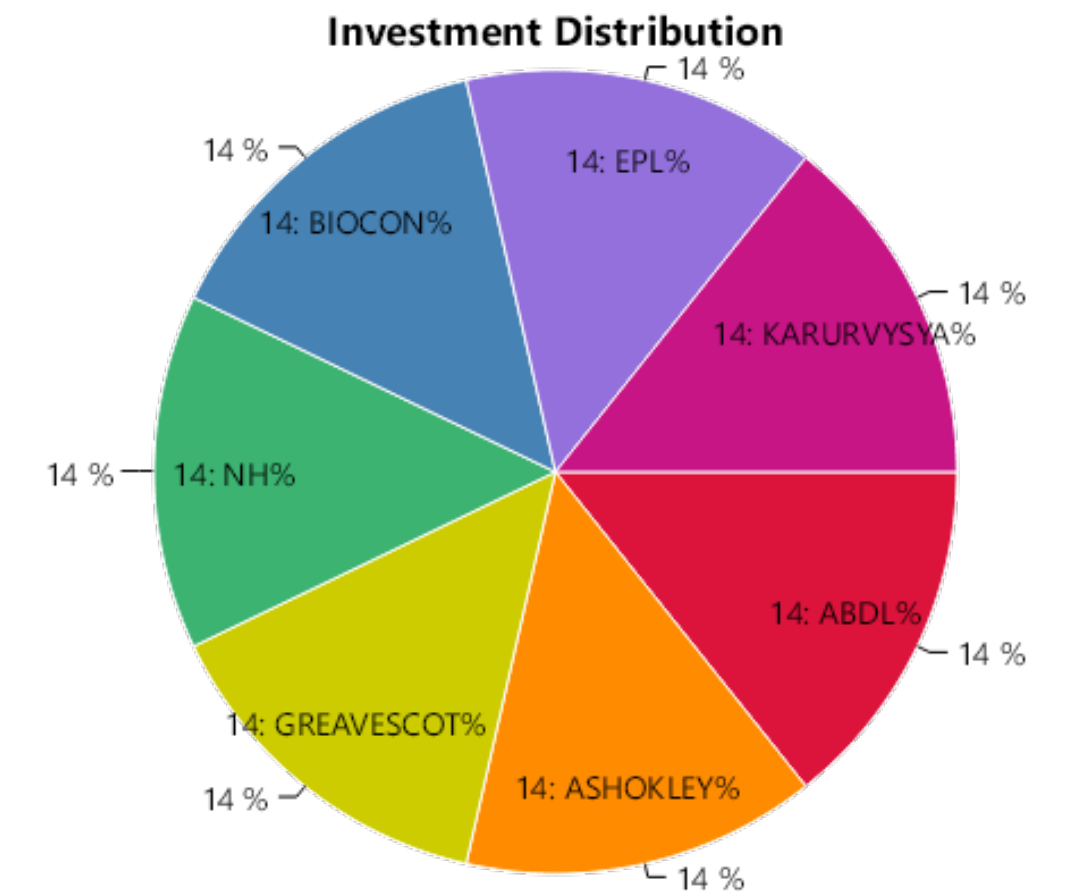
\*\* Includes unrealized gains for open stocks, if any.

## STOCK WISE PERFORMANCE SUMMARY

Sr No.	Stock Name	Status	Amount Invested*	Sale Proceeds*	Profit/(Loss)**	%Return
1	ABDL	Profit	82857.10	87440.76	4583.66	5.53%
2	ASHOKLEY	Profit	82321.26	82847.56	526.30	0.64%
3	GREAVESCOT	Profit	82843.91	102342.58	19498.67	23.54%
4	NH	Profit	82106.98	86678.89	4571.91	5.57%
5	BIOCON	Loss	82478.49	66512.25	-15966.24	-19.36%
6	EPL	Loss	82623.75	65297.13	-17326.62	-20.97%
7	KARURVYSYA	Loss	82688.85	65290.38	-17398.47	-21.04%
<b>Total</b>			<b>577920.34</b>	<b>556409.55</b>	<b>-21510.79</b>	<b>-3.72%</b>

## OVERALL PERFORMANCE SUMMARY

Amount Invested	Sale Proceeds	Profit/(Loss)	%Return
577920.34	556409.55	-21510.79	-3.72%



\* We have considered the market value for open stocks as on the previous day prior to the report for open stocks.

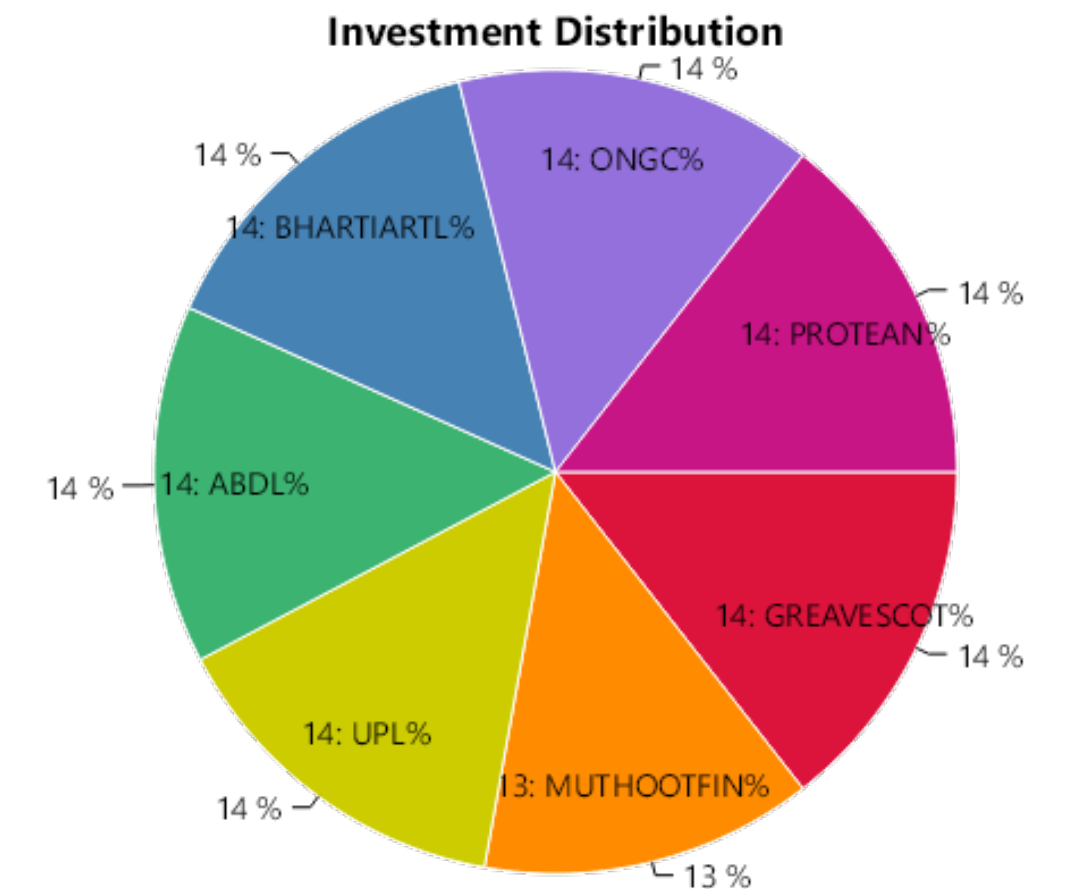
\*\* Includes unrealized gains for open stocks, if any.

## STOCK WISE PERFORMANCE SUMMARY

Sr No.	Stock Name	Status	Amount Invested*	Sale Proceeds*	Profit/(Loss)**	%Return
1	GREAVESCOT	Profit	68065.71	71265.84	3200.13	4.70%
2	MUTHOOTFIN	Profit	65746.57	68935.94	3189.37	4.85%
3	UPL	Profit	67192.59	69739.72	2547.13	3.79%
4	ABDL	Open	67821.52	103512.75	35691.23	52.63%
5	BHARTIARTL	Open	67356.61	90199.20	22842.59	33.91%
6	ONGC	Open	68043.63	60652.62	-7391.01	-10.86%
7	PROTEAN	Open	67278.39	30230.85	-37047.54	-55.07%
<b>Total</b>			<b>471505.02</b>	<b>494536.92</b>	<b>23031.90</b>	<b>4.88%</b>

## OVERALL PERFORMANCE SUMMARY

Amount Invested	Sale Proceeds	Profit/(Loss)	%Return
471505.02	494536.92	23031.90	4.88%



\* We have considered the market value for open stocks as on the previous day prior to the report for open stocks.

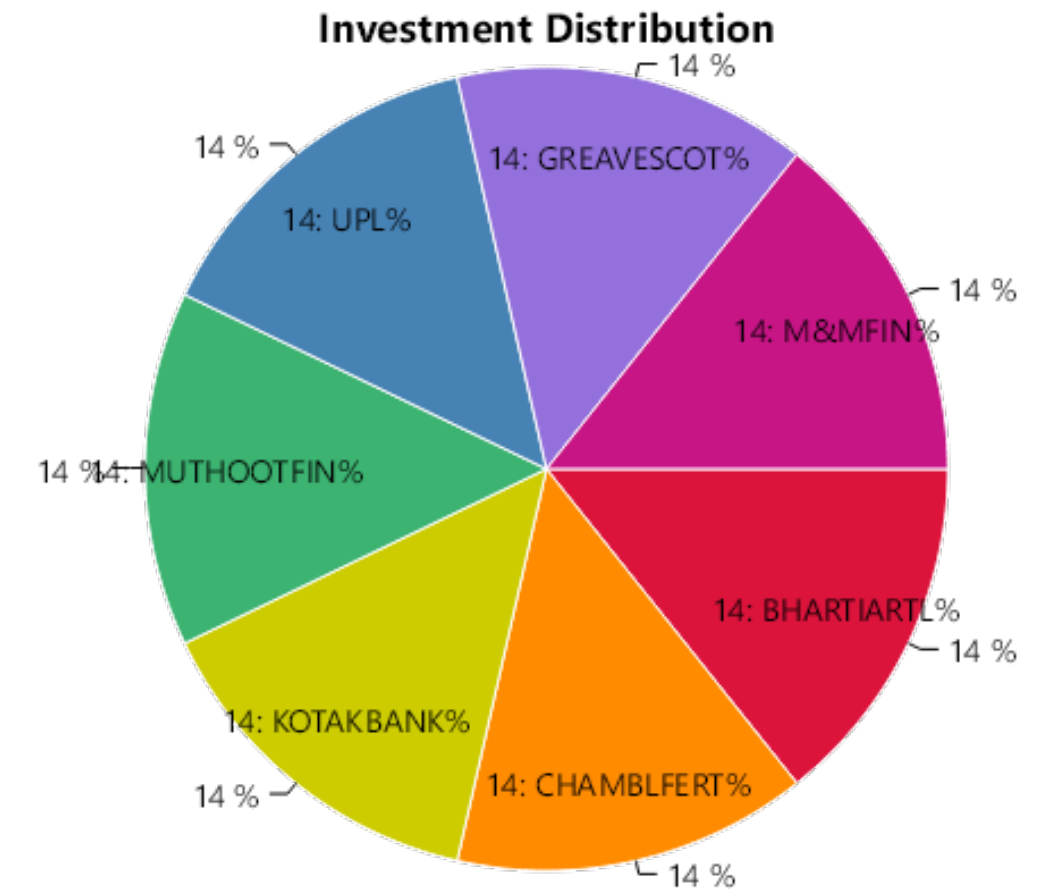
\*\* Includes unrealized gains for open stocks, if any.

## STOCK WISE PERFORMANCE SUMMARY

Sr No.	Stock Name	Status	Amount Invested*	Sale Proceeds*	Profit/(Loss)**	%Return
1	BHARTIARTL	Profit	40620.84	43518.82	2897.98	7.13%
2	CHAMBLFERT	Profit	40835.16	43506.08	2670.92	6.54%
3	KOTAKBANK	Profit	40695.95	42880.53	2184.58	5.37%
4	MUTHOOTFIN	Profit	40470.62	42761.34	2290.72	5.66%
5	UPL	Profit	40893.25	43441.92	2548.67	6.23%
6	GREAVESCOT	Loss	40957.34	32582.65	-8374.69	-20.45%
7	M&MFIN	Loss	41047.48	35291.11	-5756.37	-14.02%
<b>Total</b>			<b>285520.64</b>	<b>283982.45</b>	<b>-1538.19</b>	<b>-0.54%</b>

## OVERALL PERFORMANCE SUMMARY

Amount Invested	Sale Proceeds	Profit/(Loss)	%Return
285520.64	283982.45	-1538.19	-0.54%



\* We have considered the market value for open stocks as on the previous day prior to the report for open stocks.

\*\* Includes unrealized gains for open stocks, if any.

## Contact Details

 LKP Securities Ltd, SPIP Division

 91 22 66351336 / 91 22 66351337     [spip@lkpsec.com](mailto:spip@lkpsec.com)

 Registered Office: 203, Embassy Centre, Nariman Point, Mumbai - 400021.

 Registered Office: 2nd Floor, Gala Impecca, Andheri Kurla Road, Near Hotel Courtyard Marriott, Chakala, Andheri (East), Mumbai-400059.

## Compliance & Grievance Officer

 Mr. Ritesh Tiwari

 022-6635 1234

 [ho\\_compliance@lkpsec.com](mailto:ho_compliance@lkpsec.com)

**Disclaimer & Disclosure :** LKP Securities Ltd. (CIN-U67120MH1994PLC080039, [www.Lkpsec.com](http://www.Lkpsec.com)) and its affiliates are a full- fledged, brokerage and financing group. LKP Securities Ltd is a SEBI registered Research Analyst with registration number INH000001758. LKP is a corporate trading member of Bombay Stock Exchange Limited (BSE), National Stock Exchange of India Limited (NSE) and Metropolitan Stock Exchange of India Limited (MSEI). LKP along with its subsidiaries offers the most comprehensive avenues for investments and is engaged in the businesses including stock broking (Institutional and retail), merchant banking, commodity broking, depository participant rendered in connection with distribution of primary market issues and financial products like mutual funds etc.

LKP offers research services to clients. The analyst for this report certifies that all of the views expressed in this report accurately reflect his or her personal views about the subject company or companies and its or their securities, and no part of his or her compensation was, is or will be, directly or indirectly related to specific recommendations or views expressed in this report.

Further, the information in the document has been printed on the basis of publicly available information; internal data and other sources believed to be true and are for general guidance only but which may have not been verified independently. While every effort is made to ensure the accuracy and completeness of information contained, the company takes no responsibility and assumes no liability for any error/ omission or accuracy of the information. Recipients of this material should rely on their own judgments and conclusions from relevant sources before making any investment. The investments discussed or recommended in this report may not be suitable for all investors. Opinion expressed is the current opinion as of the date appearing on the material only. Value of the investments referred to in this material are subject to volatility. Past performance is not a guide for future performance. Investment in securities market are subject to market risks. Read all the related documents carefully before investing. Registration granted by SEBI and certification from NISM in no way guarantee performance of the intermediary or provide any assurance of returns to investors. These securities quoted are for illustration only and are not recommendatory.

Mr. S. Ranganathan (Advisor) - SEBI Registration No-INH2200252399,  
Mr. Kunal Bothra (Research Analyst) - SEBI Registered No. INH000005263



**THANK YOU**