

# SPIP Performance Report 2024-2025

Client Name : KUMAR RAJAGOPALAN

Client Code : RA001584

Date : 23/12/2025



Sr No.	Month	Amount Invested	Sale Proceeds*	Profit/(Loss)**	%Return
1	Jul-2024	710005.17	699319.06	-10686.11	-1.51%
2	Aug-2024	1138231.23	1761311.17	623079.94	54.74%
3	Sep-2024	576134.35	555162.98	-20971.37	-3.64%
4	Oct-2024	408526.86	393852.39	-14674.47	-3.59%

\* We have considered the market value for open stocks as on the previous day prior to the report for open stocks.

\*\* Includes unrealized gains for open stocks, if any.

## STOCK WISE PERFORMANCE SUMMARY

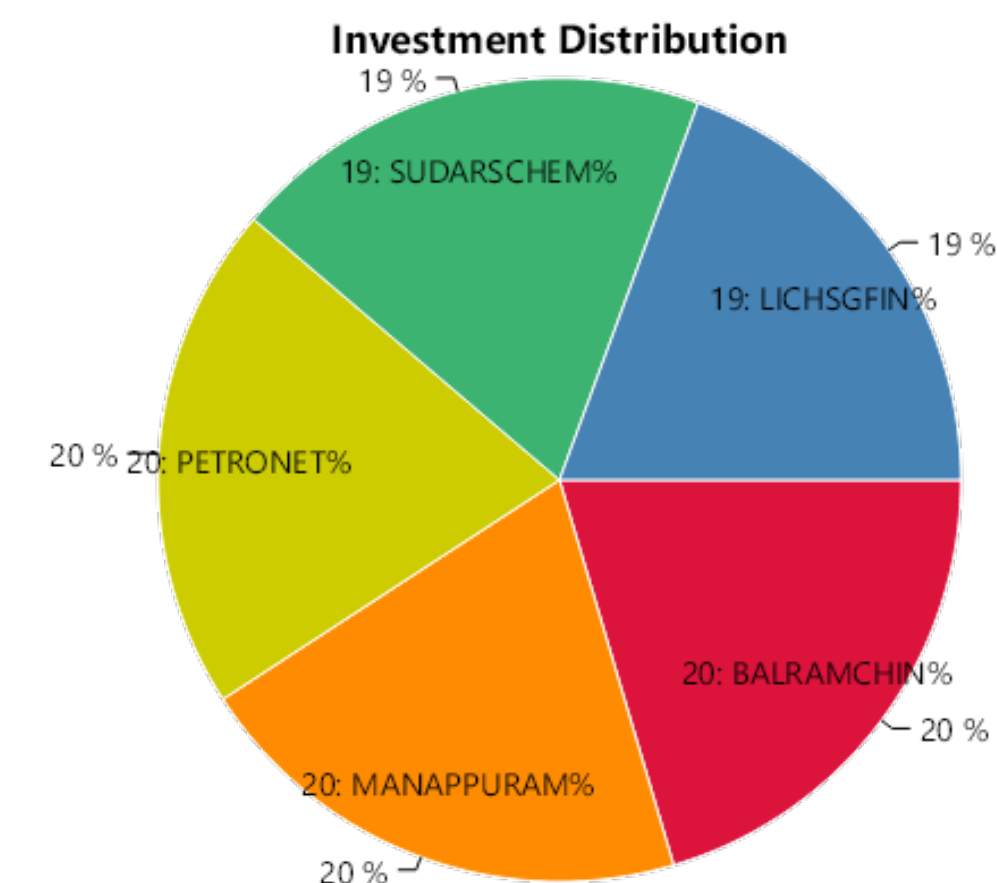
Sr No.	Stock Name	Status	Amount Invested*	Sale Proceeds*	Profit/(Loss)**	%Return
1	BALRAMCHIN	Profit	142370.94	146525.50	4154.56	2.92%
2	MANAPPURAM	Profit	142325.42	146898.67	4573.25	3.21%
3	PETRONET	Profit	142186.45	147117.56	4931.11	3.47%
4	SUDARSCHEM	Profit	141153.43	147530.79	6377.36	4.52%
5	CMSINFO	Out of range	0.00	0.00	0.00	0%
6	LICHSGFIN	Loss	141968.93	111246.54	-30722.39	-21.64%
<b>Total</b>			<b>710005.17</b>	<b>699319.06</b>	<b>-10686.11</b>	<b>-1.51%</b>

## OVERALL PERFORMANCE SUMMARY

Amount Invested	Sale Proceeds	Profit/(Loss)	%Return
710005.17	699319.06	-10686.11	-1.51%

\* We have considered the market value for open stocks as on the previous day prior to the report for open stocks.

\*\* Includes unrealized gains for open stocks, if any.

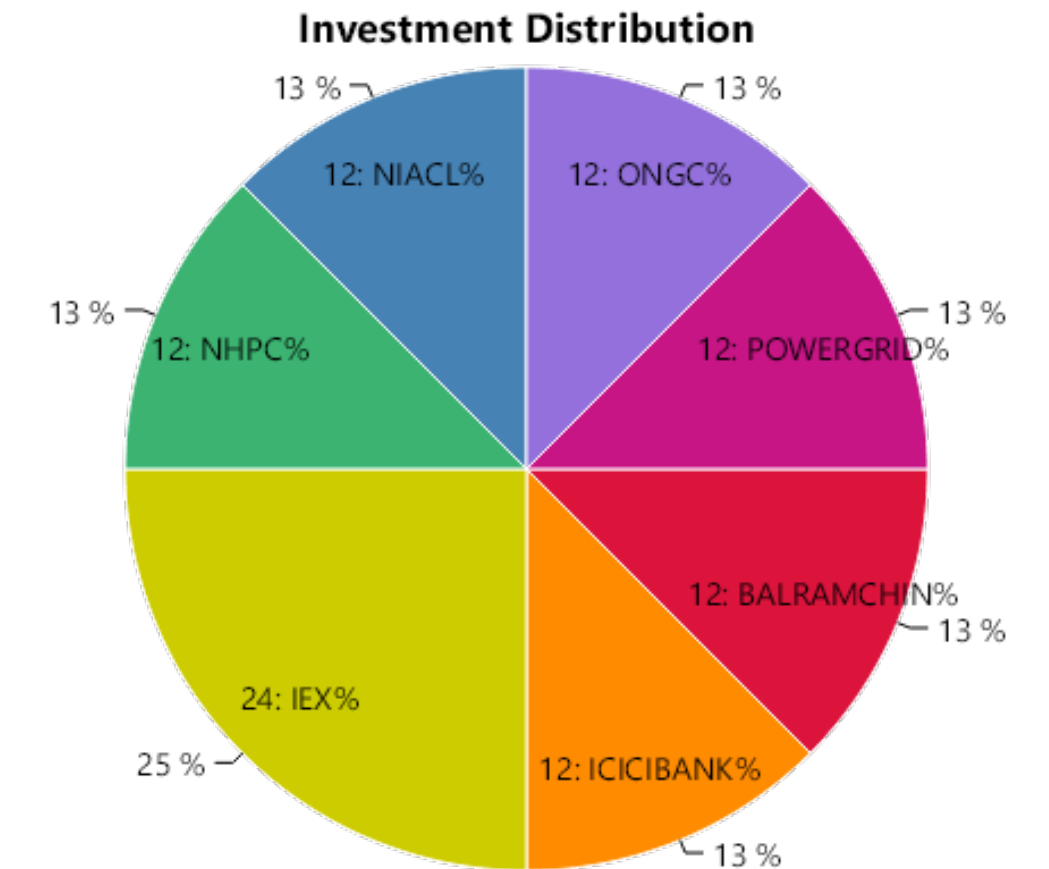


## STOCK WISE PERFORMANCE SUMMARY

Sr No.	Stock Name	Status	Amount Invested*	Sale Proceeds*	Profit/(Loss)**	%Return
1	BALRAMCHIN	Profit	142128.46	151728.39	9599.93	6.75%
2	ICICIBANK	Profit	142428.54	302798.40	160369.86	112.60%
3	IEX	Open	284428.87	152939.15	-131489.72	-46.23%
4	NHPC	Loss	142391.78	463954.60	321562.82	225.83%
5	NIACL	Loss	142313.73	226231.83	83918.10	58.97%
6	ONGC	Loss	142192.88	233463.10	91270.22	64.19%
7	POWERGRID	Loss	142346.97	230195.70	87848.73	61.71%
<b>Total</b>			<b>1138231.23</b>	<b>1761311.17</b>	<b>623079.94</b>	<b>54.74%</b>

## OVERALL PERFORMANCE SUMMARY

Amount Invested	Sale Proceeds	Profit/(Loss)	%Return
1138231.23	1761311.17	623079.94	54.74%



\* We have considered the market value for open stocks as on the previous day prior to the report for open stocks.

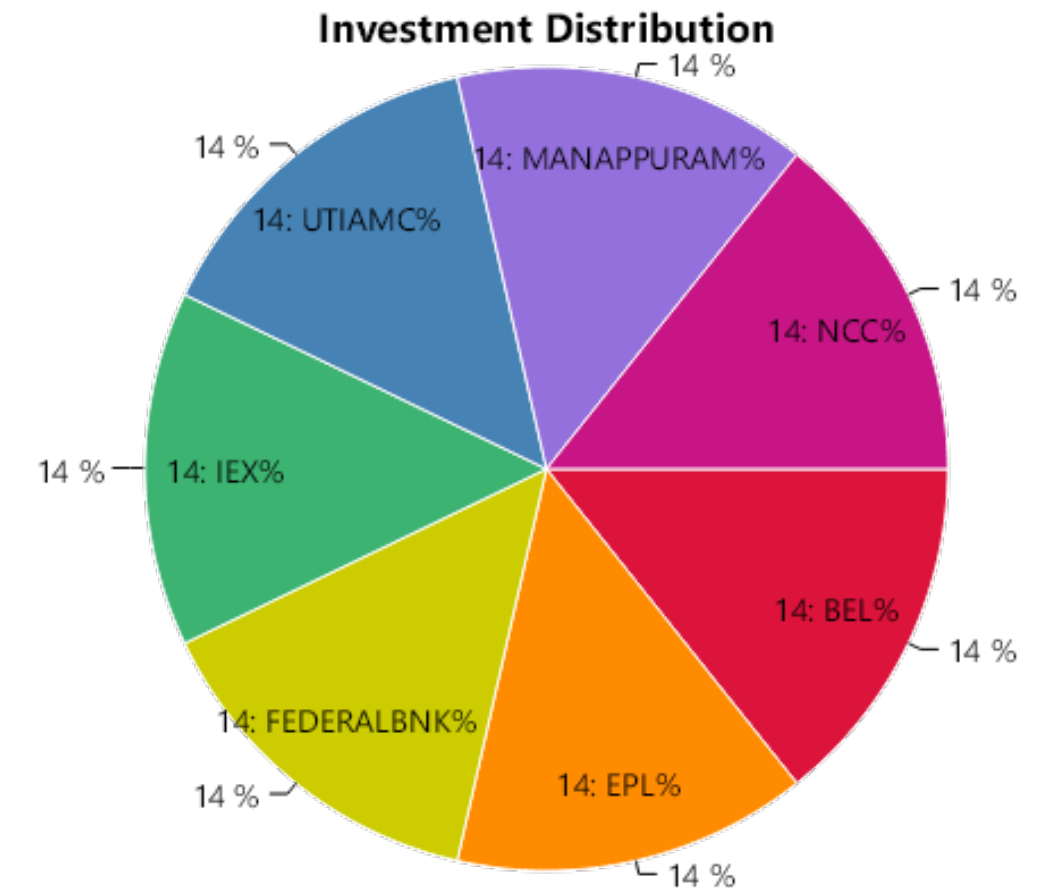
\*\* Includes unrealized gains for open stocks, if any.

## STOCK WISE PERFORMANCE SUMMARY

Sr No.	Stock Name	Status	Amount Invested*	Sale Proceeds*	Profit/(Loss)**	%Return
1	BEL	Profit	82104.29	85198.26	3093.97	3.77%
2	EPL	Profit	82480.43	85629.70	3149.27	3.82%
3	FEDERALBNK	Profit	82344.47	85305.41	2960.94	3.60%
4	IEX	Profit	82569.05	85371.31	2802.26	3.39%
5	UTIAMC	Profit	81916.46	84903.35	2986.89	3.65%
6	MANAPPURAM	Loss	82548.91	64660.79	-17888.12	-21.67%
7	NCC	Loss	82170.74	64094.16	-18076.58	-22.00%
<b>Total</b>			<b>576134.35</b>	<b>555162.98</b>	<b>-20971.37</b>	<b>-3.64%</b>

## OVERALL PERFORMANCE SUMMARY

Amount Invested	Sale Proceeds	Profit/(Loss)	%Return
576134.35	555162.98	-20971.37	-3.64%



\* We have considered the market value for open stocks as on the previous day prior to the report for open stocks.

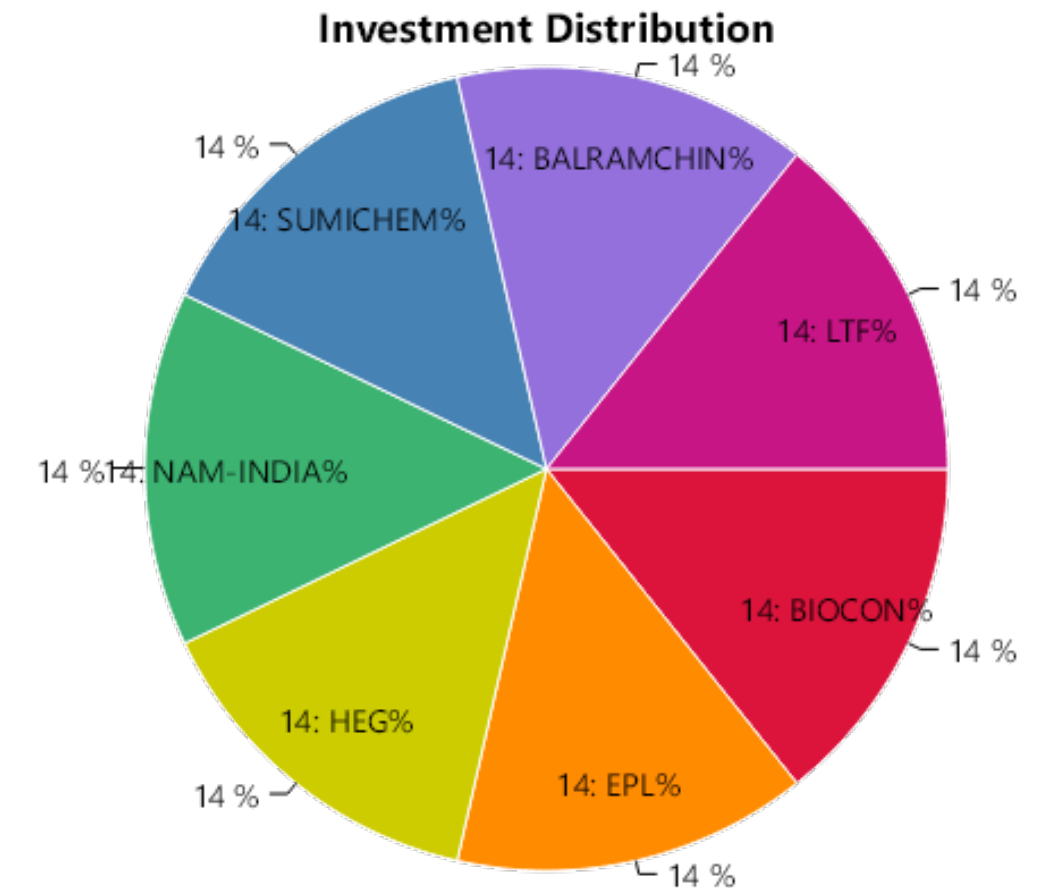
\*\* Includes unrealized gains for open stocks, if any.

## STOCK WISE PERFORMANCE SUMMARY

Sr No.	Stock Name	Status	Amount Invested*	Sale Proceeds*	Profit/(Loss)**	%Return
1	BIOCON	Profit	58112.61	60290.19	2177.58	3.75%
2	EPL	Profit	58716.12	60434.81	1718.69	2.93%
3	HEG	Profit	58370.40	60511.92	2141.52	3.67%
4	NAM-INDIA	Profit	58319.15	60252.56	1933.41	3.32%
5	SUMICHEM	Profit	58566.38	60589.74	2023.36	3.45%
6	BALRAMCHIN	Loss	58078.23	45585.17	-12493.06	-21.51%
7	LTF	Loss	58363.97	46188.00	-12175.97	-20.86%
<b>Total</b>			<b>408526.86</b>	<b>393852.39</b>	<b>-14674.47</b>	<b>-3.59%</b>

## OVERALL PERFORMANCE SUMMARY

Amount Invested	Sale Proceeds	Profit/(Loss)	%Return
408526.86	393852.39	-14674.47	-3.59%



\* We have considered the market value for open stocks as on the previous day prior to the report for open stocks.

\*\* Includes unrealized gains for open stocks, if any.

## Contact Details

 LKP Securities Ltd, SPIP Division

 91 22 66351336 / 91 22 66351337    [spip@lkpsec.com](mailto:spip@lkpsec.com)

 Registered Office: 203, Embassy Centre, Nariman Point, Mumbai - 400021.

 Registered Office: 2nd Floor, Gala Impecca, Andheri Kurla Road, Near Hotel Courtyard Marriott, Chakala, Andheri (East), Mumbai-400059.

## Compliance & Grievance Officer

 Mr. Ritesh Tiwari

 022-6635 1234

 [ho\\_compliance@lkpsec.com](mailto:ho_compliance@lkpsec.com)

**Disclaimer & Disclosure :** LKP Securities Ltd. (CIN-U67120MH1994PLC080039, www.Lkpsec.com) and its affiliates are a full- fledged, brokerage and financing group. LKP Securities Ltd is a SEBI registered Research Analyst with registration number INH000001758. LKP is a corporate trading member of Bombay Stock Exchange Limited (BSE), National Stock Exchange of India Limited (NSE) and Metropolitan Stock Exchange of India Limited (MSEI). LKP along with its subsidiaries offers the most comprehensive avenues for investments and is engaged in the businesses including stock broking (Institutional and retail), merchant banking, commodity broking, depository participant rendered in connection with distribution of primary market issues and financial products like mutual funds etc.

LKP offers research services to clients. The analyst for this report certifies that all of the views expressed in this report accurately reflect his or her personal views about the subject company or companies and its or their securities, and no part of his or her compensation was, is or will be, directly or indirectly related to specific recommendations or views expressed in this report.

Further, the information in the document has been printed on the basis of publicly available information; internal data and other sources believed to be true and are for general guidance only but which may have not been verified independently. While every effort is made to ensure the accuracy and completeness of information contained, the company takes no responsibility and assumes no liability for any error/ omission or accuracy of the information. Recipients of this material should rely on their own judgments and conclusions from relevant sources before making any investment. The investments discussed or recommended in this report may not be suitable for all investors. Opinion expressed is the current opinion as of the date appearing on the material only. Value of the investments referred to in this material are subject to volatility. Past performance is not a guide for future performance. Investment in securities market are subject to market risks. Read all the related documents carefully before investing. Registration granted by SEBI and certification from NISM in no way guarantee performance of the intermediary or provide any assurance of returns to investors. These securities quoted are for illustration only and are not recommendatory.

Mr. S. Ranganathan (Advisor) - SEBI Registration No-INH2200252399,  
Mr. Kunal Bothra (Research Analyst) - SEBI Registered No. INH000005263

**THANK YOU**