

SPIP Performance Report 2024-2025

Client Name : MRS SHEFALI CHAWAN

Client Code : RA001589

Date : 23/12/2025



Sr No.	Month	Amount Invested	Sale Proceeds*	Profit/(Loss)**	%Return
1	Jul-2024	141444.12	139329.91	-2114.21	-1.49%
2	Aug-2024	149888.10	135268.46	-14619.64	-9.75%
3	Sep-2024	98488.41	102397.55	3909.14	3.97%
4	Nov-2024	70102.50	69372.20	-730.30	-1.04%

* We have considered the market value for open stocks as on the previous day prior to the report for open stocks.

** Includes unrealized gains for open stocks, if any.

STOCK WISE PERFORMANCE SUMMARY

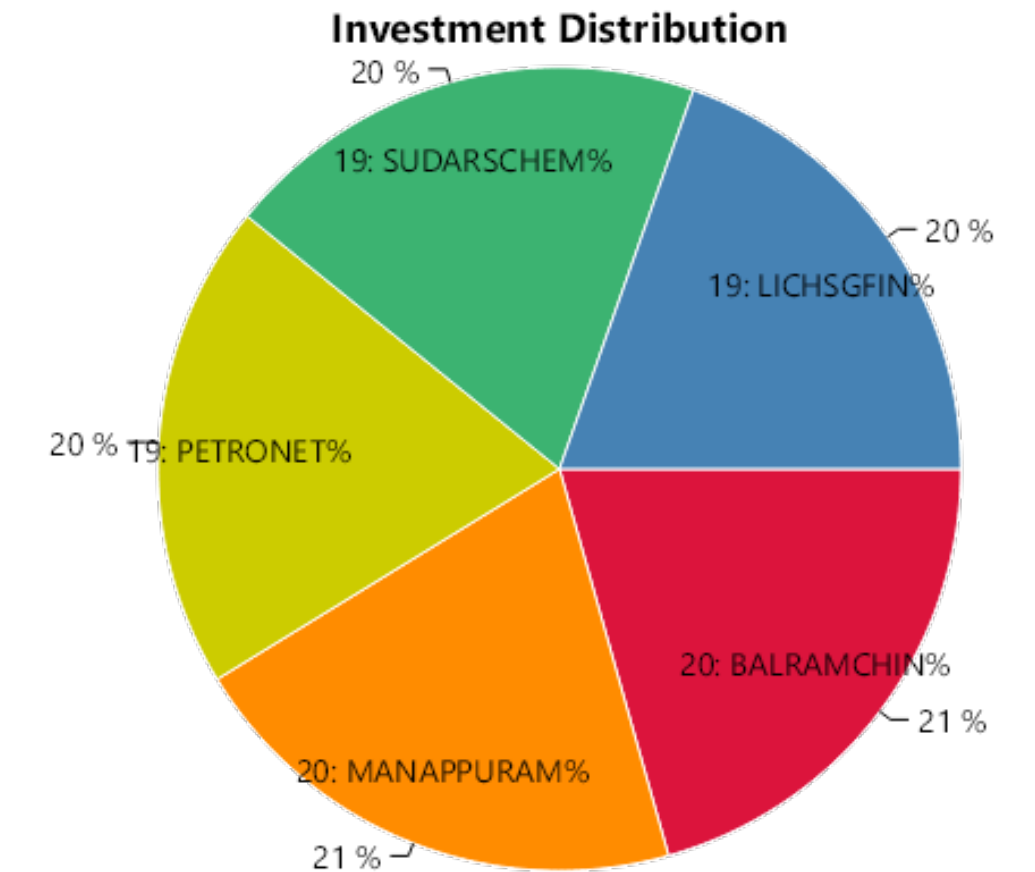
Sr No.	Stock Name	Status	Amount Invested*	Sale Proceeds*	Profit/(Loss)**	%Return
1	BALRAMCHIN	Profit	28474.36	29304.77	830.41	2.92%
2	MANAPPURAM	Profit	28338.05	29249.30	911.25	3.22%
3	PETRONET	Profit	28168.86	29146.31	977.45	3.47%
4	SUDARSCHEM	Profit	28230.54	29506.31	1275.77	4.52%
5	CMSINFO	Out of range	0.00	0.00	0.00	0%
6	LICHSGFIN	Loss	28232.31	22123.22	-6109.09	-21.64%
Total			141444.12	139329.91	-2114.21	-1.49%

OVERALL PERFORMANCE SUMMARY

Amount Invested	Sale Proceeds	Profit/(Loss)	%Return
141444.12	139329.91	-2114.21	-1.49%

* We have considered the market value for open stocks as on the previous day prior to the report for open stocks.

** Includes unrealized gains for open stocks, if any.



STOCK WISE PERFORMANCE SUMMARY

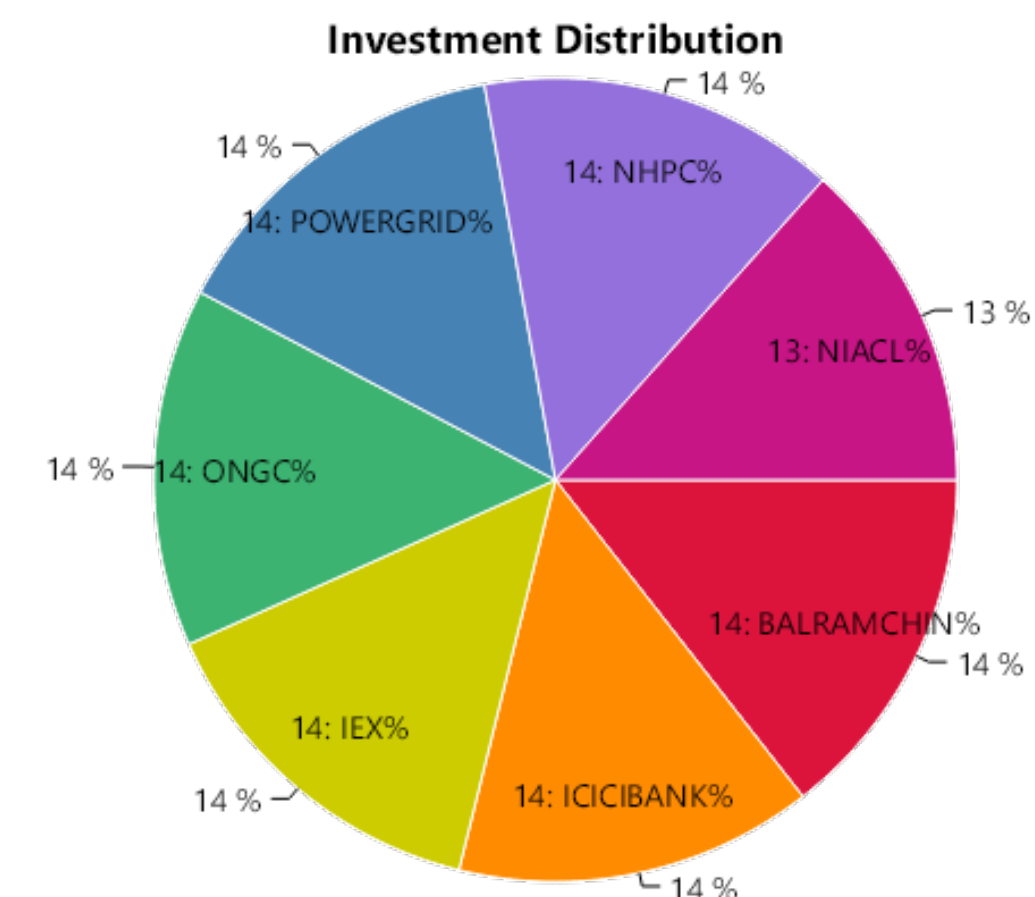
Sr No.	Stock Name	Status	Amount Invested*	Sale Proceeds*	Profit/(Loss)**	%Return
1	BALRAMCHIN	Profit	21390.52	22835.46	1444.94	6.76%
2	ICICIBANK	Profit	21365.89	22709.88	1343.99	6.29%
3	IEX	Profit	22162.53	23229.11	1066.58	4.81%
4	ONGC	Open	21429.84	15690.06	-5739.78	-26.78%
5	POWERGRID	Open	21439.71	16165.00	-5274.71	-24.60%
6	NHPC	Loss	21422.27	17588.87	-3833.40	-17.89%
7	NIACL	Loss	20677.34	17050.08	-3627.26	-17.54%
Total			149888.10	135268.46	-14619.64	-9.75%

OVERALL PERFORMANCE SUMMARY

Amount Invested	Sale Proceeds	Profit/(Loss)	%Return
149888.10	135268.46	-14619.64	-9.75%

* We have considered the market value for open stocks as on the previous day prior to the report for open stocks.

** Includes unrealized gains for open stocks, if any.

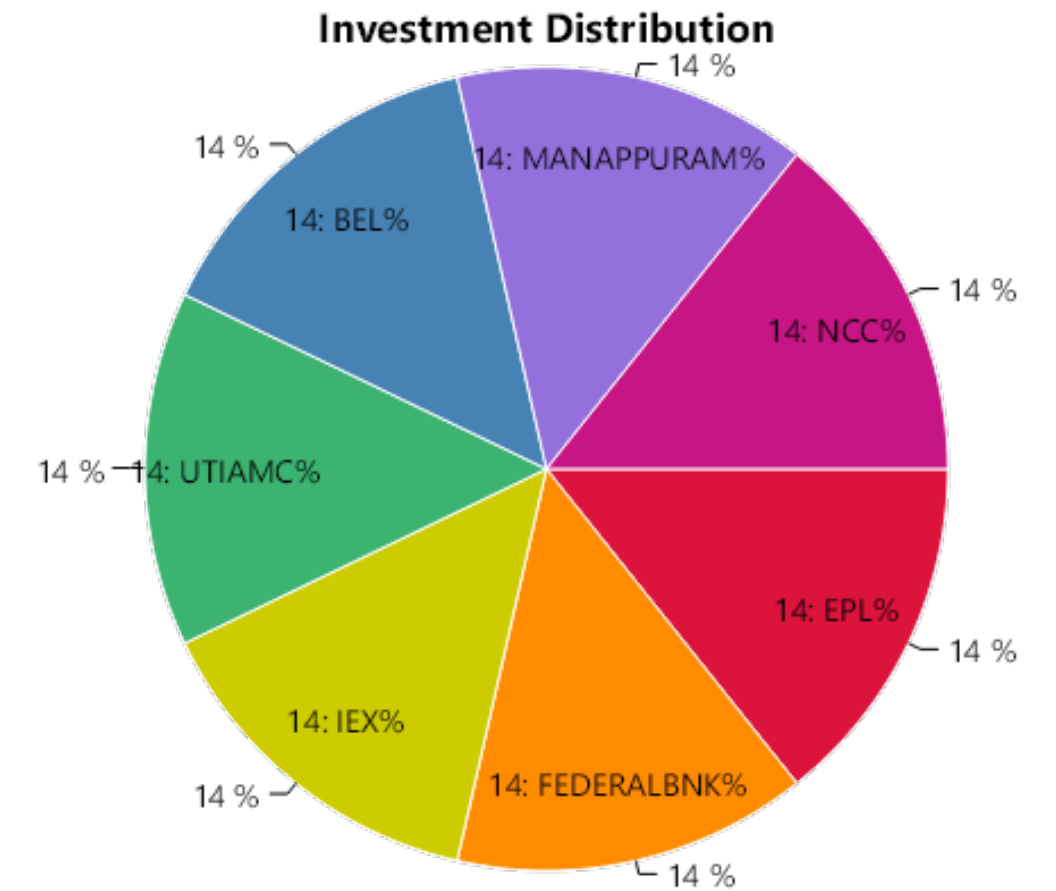


STOCK WISE PERFORMANCE SUMMARY

Sr No.	Stock Name	Status	Amount Invested*	Sale Proceeds*	Profit/(Loss)**	%Return
1	EPL	Profit	14211.93	14754.66	542.73	3.82%
2	FEDERALBNK	Profit	14121.79	14594.77	472.98	3.35%
3	IEX	Profit	14107.19	14585.79	478.60	3.39%
4	UTIAMC	Profit	14042.74	14554.86	512.12	3.65%
5	BEL	Open	13988.26	18351.70	4363.44	31.19%
6	MANAPPURAM	Open	14050.80	18822.40	4771.60	33.96%
7	NCC	Open	13965.70	6733.37	-7232.33	-51.79%
Total			98488.41	102397.55	3909.14	3.97%

OVERALL PERFORMANCE SUMMARY

Amount Invested	Sale Proceeds	Profit/(Loss)	%Return
98488.41	102397.55	3909.14	3.97%



* We have considered the market value for open stocks as on the previous day prior to the report for open stocks.

** Includes unrealized gains for open stocks, if any.

STOCK WISE PERFORMANCE SUMMARY

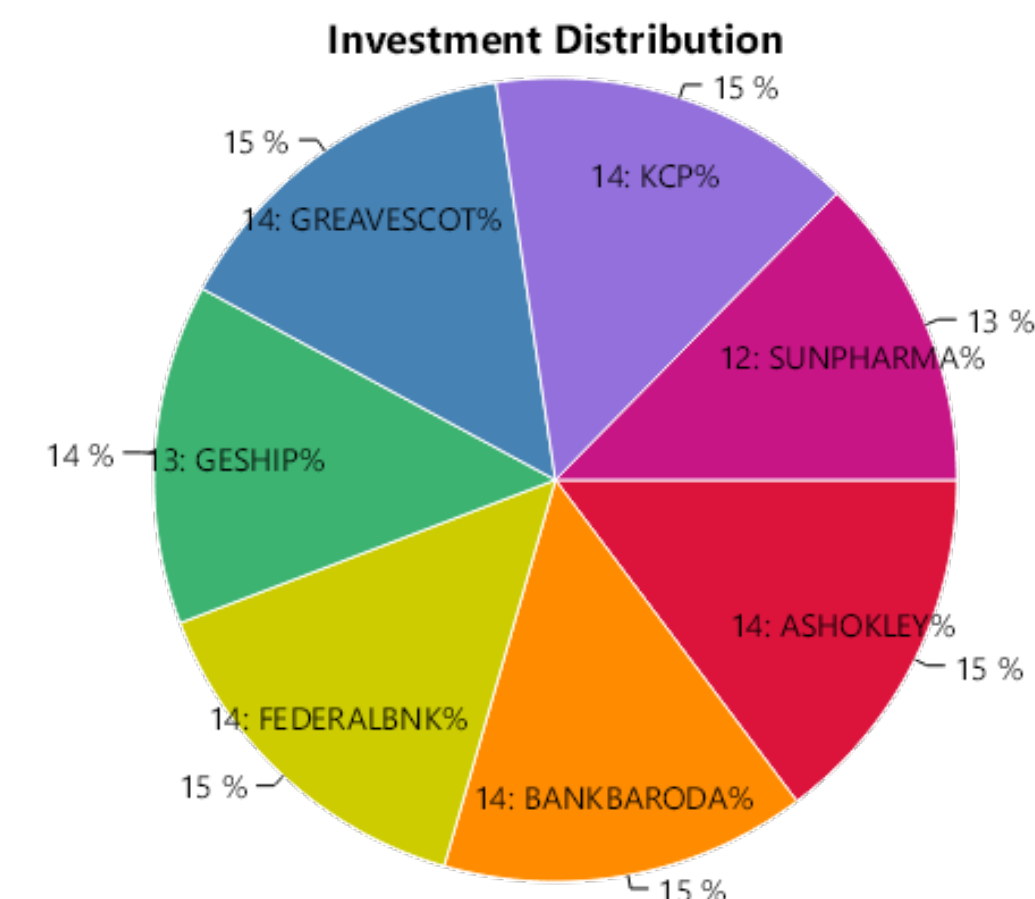
Sr No.	Stock Name	Status	Amount Invested*	Sale Proceeds*	Profit/(Loss)**	%Return
1	ASHOKLEY	Open	10355.52	8144.30	-2211.22	-21.35%
2	BANKBARODA	Open	10230.90	11760.00	1529.10	14.95%
3	FEDERALBNK	Open	10311.30	13457.50	3146.20	30.51%
4	GESHIP	Open	9643.28	8897.60	-745.68	-7.73%
5	GREAVESCOT	Open	10229.35	10249.20	19.85	0.19%
6	KCP	Open	10251.97	8014.60	-2237.37	-21.82%
7	SUNPHARMA	Open	9080.18	8849.00	-231.18	-2.55%
Total			70102.50	69372.20	-730.30	-1.04%

OVERALL PERFORMANCE SUMMARY

Amount Invested	Sale Proceeds	Profit/(Loss)	%Return
70102.50	69372.20	-730.30	-1.04%

* We have considered the market value for open stocks as on the previous day prior to the report for open stocks.

** Includes unrealized gains for open stocks, if any.



Contact Details

 LKP Securities Ltd, SPIP Division

 91 22 66351336 / 91 22 66351337  spip@lkpsec.com

 Registered Office: 203, Embassy Centre, Nariman Point, Mumbai - 400021.

 Registered Office: 2nd Floor, Gala Impecca, Andheri Kurla Road, Near Hotel Courtyard Marriott, Chakala, Andheri (East), Mumbai-400059.

Compliance & Grievance Officer

 Mr. Ritesh Tiwari

 022-6635 1234

 ho_compliance@lkpsec.com

Disclaimer & Disclosure : LKP Securities Ltd. (CIN-U67120MH1994PLC080039, www.Lkpsec.com) and its affiliates are a full- fledged, brokerage and financing group. LKP Securities Ltd is a SEBI registered Research Analyst with registration number INH000001758. LKP is a corporate trading member of Bombay Stock Exchange Limited (BSE), National Stock Exchange of India Limited (NSE) and Metropolitan Stock Exchange of India Limited (MSEI). LKP along with its subsidiaries offers the most comprehensive avenues for investments and is engaged in the businesses including stock broking (Institutional and retail), merchant banking, commodity broking, depository participant rendered in connection with distribution of primary market issues and financial products like mutual funds etc.

LKP offers research services to clients. The analyst for this report certifies that all of the views expressed in this report accurately reflect his or her personal views about the subject company or companies and its or their securities, and no part of his or her compensation was, is or will be, directly or indirectly related to specific recommendations or views expressed in this report.

Further, the information in the document has been printed on the basis of publicly available information; internal data and other sources believed to be true and are for general guidance only but which may have not been verified independently. While every effort is made to ensure the accuracy and completeness of information contained, the company takes no responsibility and assumes no liability for any error/ omission or accuracy of the information. Recipients of this material should rely on their own judgments and conclusions from relevant sources before making any investment. The investments discussed or recommended in this report may not be suitable for all investors. Opinion expressed is the current opinion as of the date appearing on the material only. Value of the investments referred to in this material are subject to volatility. Past performance is not a guide for future performance. Investment in securities market are subject to market risks. Read all the related documents carefully before investing. Registration granted by SEBI and certification from NISM in no way guarantee performance of the intermediary or provide any assurance of returns to investors. These securities quoted are for illustration only and are not recommendatory.

Mr. S. Ranganathan (Advisor) - SEBI Registration No-INH2200252399,
Mr. Kunal Bothra (Research Analyst) - SEBI Registered No. INH000005263

THANK YOU