

# SPIP Performance Report 2024-2025

Client Name : KETAKI SANDEEP SHINDE

Client Code : RA001613

Date : 23/12/2025



Sr No.	Month	Amount Invested	Sale Proceeds*	Profit/(Loss)**	%Return
1	Jul-2024	370339.95	364739.03	-5600.92	-1.51%
2	Sep-2024	201873.51	194210.70	-7662.81	-3.80%
3	Oct-2024	38465.65	36958.29	-1507.36	-3.92%
4	Nov-2024	119366.43	114227.87	-5138.56	-4.30%
5	Dec-2024	90064.83	90387.02	322.19	0.36%

\* We have considered the market value for open stocks as on the previous day prior to the report for open stocks.

\*\* Includes unrealized gains for open stocks, if any.

## STOCK WISE PERFORMANCE SUMMARY

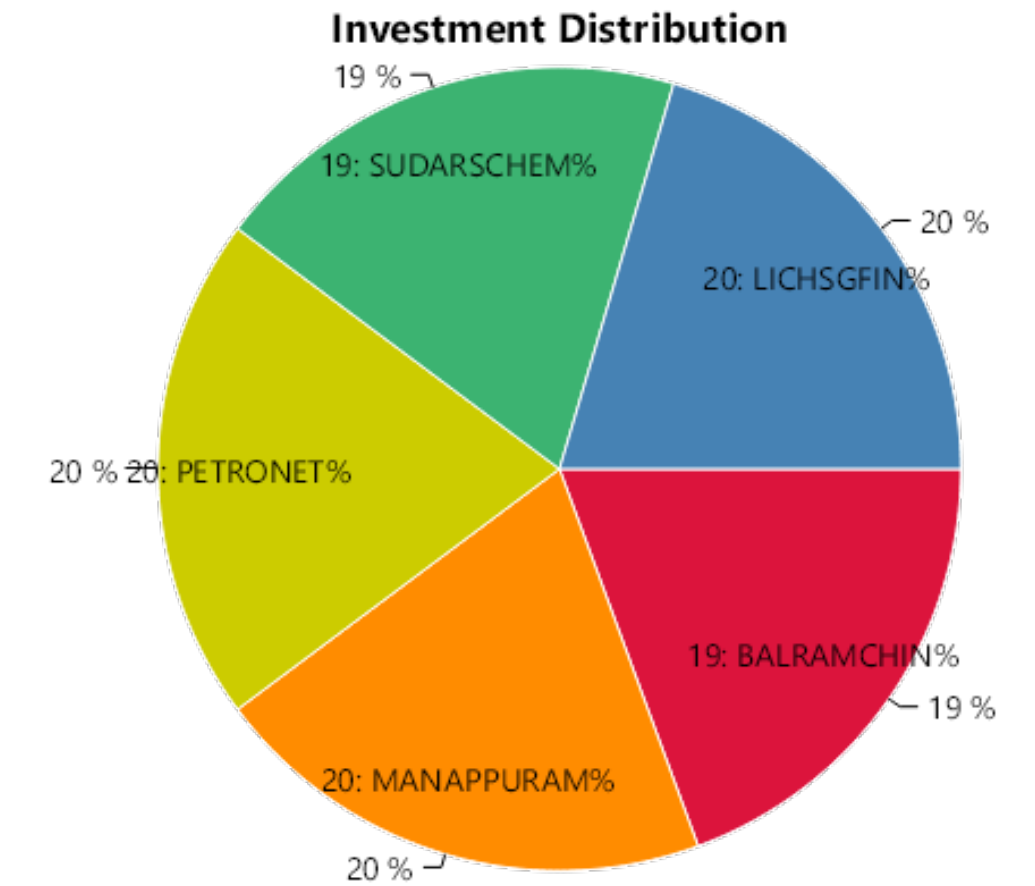
Sr No.	Stock Name	Status	Amount Invested*	Sale Proceeds*	Profit/(Loss)**	%Return
1	BALRAMCHIN	Profit	74031.01	76193.30	2162.29	2.92%
2	MANAPPURAM	Profit	74227.50	76614.50	2387.00	3.22%
3	PETRONET	Profit	74109.68	76681.69	2572.01	3.47%
4	SUDARSCHEM	Profit	73762.39	77098.40	3336.01	4.52%
5	CMSINFO	Out of range	0.00	0.00	0.00	0%
6	LICHSGFIN	Loss	74209.37	58151.14	-16058.23	-21.64%
<b>Total</b>			<b>370339.95</b>	<b>364739.03</b>	<b>-5600.92</b>	<b>-1.51%</b>

## OVERALL PERFORMANCE SUMMARY

Amount Invested	Sale Proceeds	Profit/(Loss)	%Return
370339.95	364739.03	-5600.92	-1.51%

\* We have considered the market value for open stocks as on the previous day prior to the report for open stocks.

\*\* Includes unrealized gains for open stocks, if any.



## STOCK WISE PERFORMANCE SUMMARY

Sr No.	Stock Name	Status	Amount Invested*	Sale Proceeds*	Profit/(Loss)**	%Return
1	BALRAMCHIN	Out of range	0.00	0.00	0.00	0%
2	ICICIBANK	Out of range	0.00	0.00	0.00	0%
3	IEX	Out of range	0.00	0.00	0.00	0%
4	NHPC	Out of range	0.00	0.00	0.00	0%
5	NIACL	Out of range	0.00	0.00	0.00	0%
6	ONGC	Out of range	0.00	0.00	0.00	0%
7	POWERGRID	Out of range	0.00	0.00	0.00	0%
	<b>Total</b>		<b>0.00</b>	<b>0.00</b>	<b>0.00</b>	<b>0%</b>

Investment Distribution

## OVERALL PERFORMANCE SUMMARY

Amount Invested	Sale Proceeds	Profit/(Loss)	%Return
0.00	0.00	0.00	0%

\* We have considered the market value for open stocks as on the previous day prior to the report for open stocks.

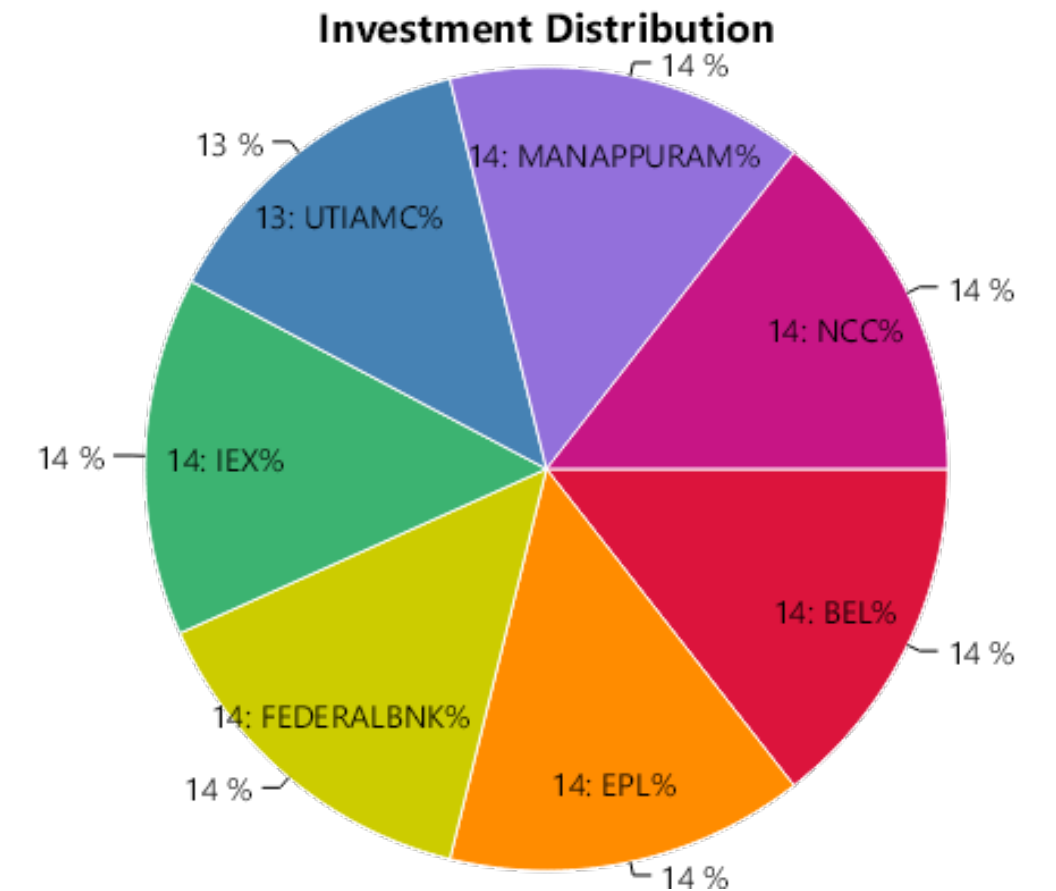
\*\* Includes unrealized gains for open stocks, if any.

## STOCK WISE PERFORMANCE SUMMARY

Sr No.	Stock Name	Status	Amount Invested*	Sale Proceeds*	Profit/(Loss)**	%Return
1	BEL	Profit	28887.91	29915.64	1027.73	3.56%
2	EPL	Profit	28931.39	30036.26	1104.87	3.82%
3	FEDERALBNK	Profit	29039.15	30012.57	973.42	3.35%
4	IEX	Profit	29044.18	30030.37	986.19	3.40%
5	UTIAMC	Profit	28085.44	29109.72	1024.28	3.65%
6	MANAPPURAM	Loss	28979.73	22613.13	-6366.60	-21.97%
7	NCC	Loss	28905.71	22493.01	-6412.70	-22.18%
<b>Total</b>			<b>201873.51</b>	<b>194210.70</b>	<b>-7662.81</b>	<b>-3.80%</b>

## OVERALL PERFORMANCE SUMMARY

Amount Invested	Sale Proceeds	Profit/(Loss)	%Return
201873.51	194210.70	-7662.81	-3.80%



\* We have considered the market value for open stocks as on the previous day prior to the report for open stocks.

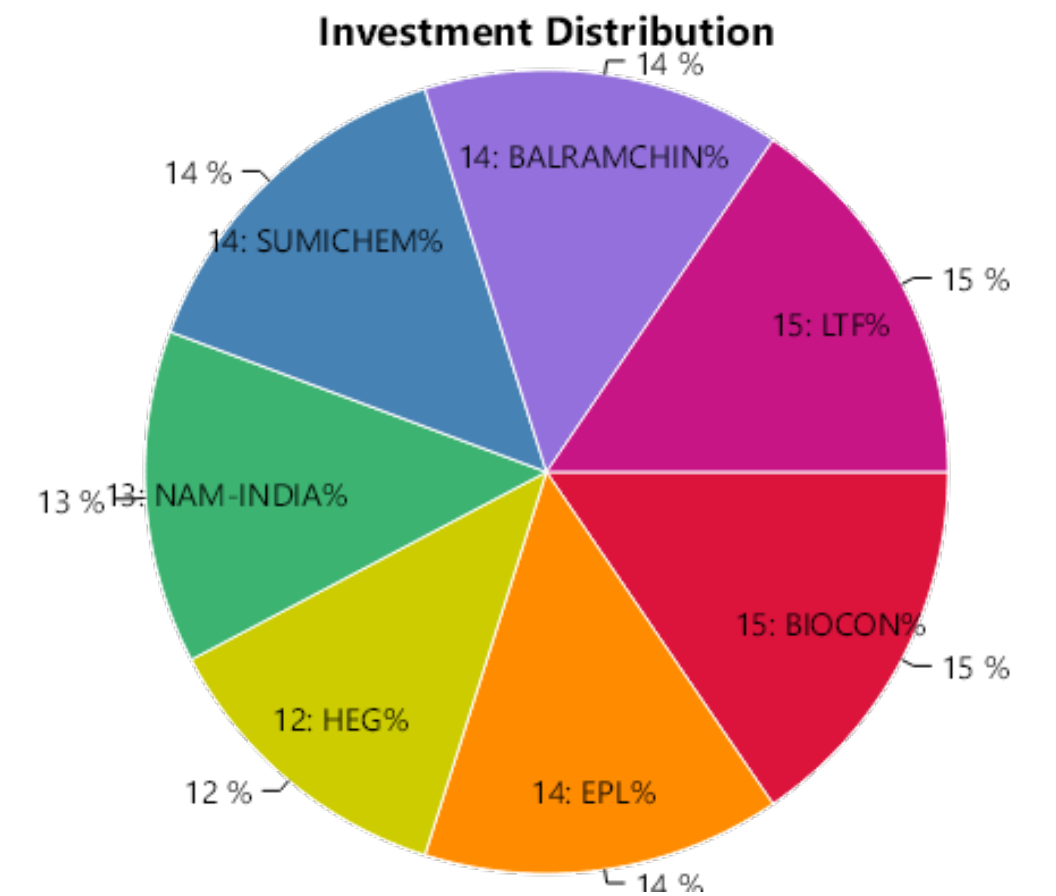
\*\* Includes unrealized gains for open stocks, if any.

## STOCK WISE PERFORMANCE SUMMARY

Sr No.	Stock Name	Status	Amount Invested*	Sale Proceeds*	Profit/(Loss)**	%Return
1	BIOCON	Profit	5777.24	5979.55	202.31	3.50%
2	EPL	Profit	5656.14	5807.77	151.63	2.68%
3	HEG	Profit	4864.20	5042.66	178.46	3.67%
4	NAM-INDIA	Profit	5362.68	5540.05	177.37	3.31%
5	SUMICHEM	Profit	5577.75	5756.58	178.83	3.21%
6	BALRAMCHIN	Loss	5395.10	4226.35	-1168.75	-21.66%
7	LTF	Loss	5832.54	4605.33	-1227.21	-21.04%
<b>Total</b>			<b>38465.65</b>	<b>36958.29</b>	<b>-1507.36</b>	<b>-3.92%</b>

## OVERALL PERFORMANCE SUMMARY

Amount Invested	Sale Proceeds	Profit/(Loss)	%Return
38465.65	36958.29	-1507.36	-3.92%



\* We have considered the market value for open stocks as on the previous day prior to the report for open stocks.

\*\* Includes unrealized gains for open stocks, if any.

## STOCK WISE PERFORMANCE SUMMARY

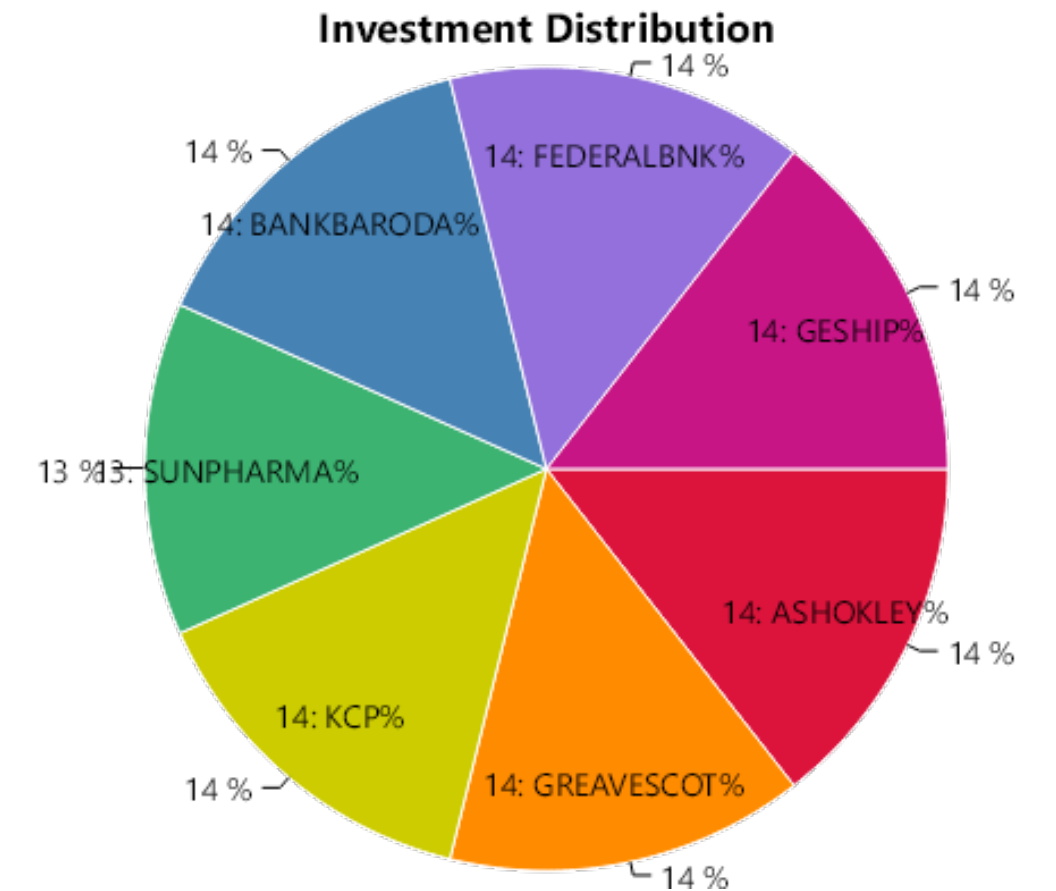
Sr No.	Stock Name	Status	Amount Invested*	Sale Proceeds*	Profit/(Loss)**	%Return
1	ASHOKLEY	Profit	17334.24	18007.82	673.58	3.89%
2	GREAVESCOT	Profit	17282.50	18055.84	773.34	4.47%
3	KCP	Profit	17253.84	18331.40	1077.56	6.25%
4	SUNPHARMA	Profit	16344.32	16435.08	90.76	0.56%
5	BANKBARODA	Loss	17138.37	13722.32	-3416.05	-19.93%
6	FEDERALBNK	Loss	17115.09	16219.03	-896.06	-5.24%
7	GESHIP	Loss	16898.07	13456.38	-3441.69	-20.37%
<b>Total</b>			<b>119366.43</b>	<b>114227.87</b>	<b>-5138.56</b>	<b>-4.30%</b>

## OVERALL PERFORMANCE SUMMARY

Amount Invested	Sale Proceeds	Profit/(Loss)	%Return
119366.43	114227.87	-5138.56	-4.30%

\* We have considered the market value for open stocks as on the previous day prior to the report for open stocks.

\*\* Includes unrealized gains for open stocks, if any.

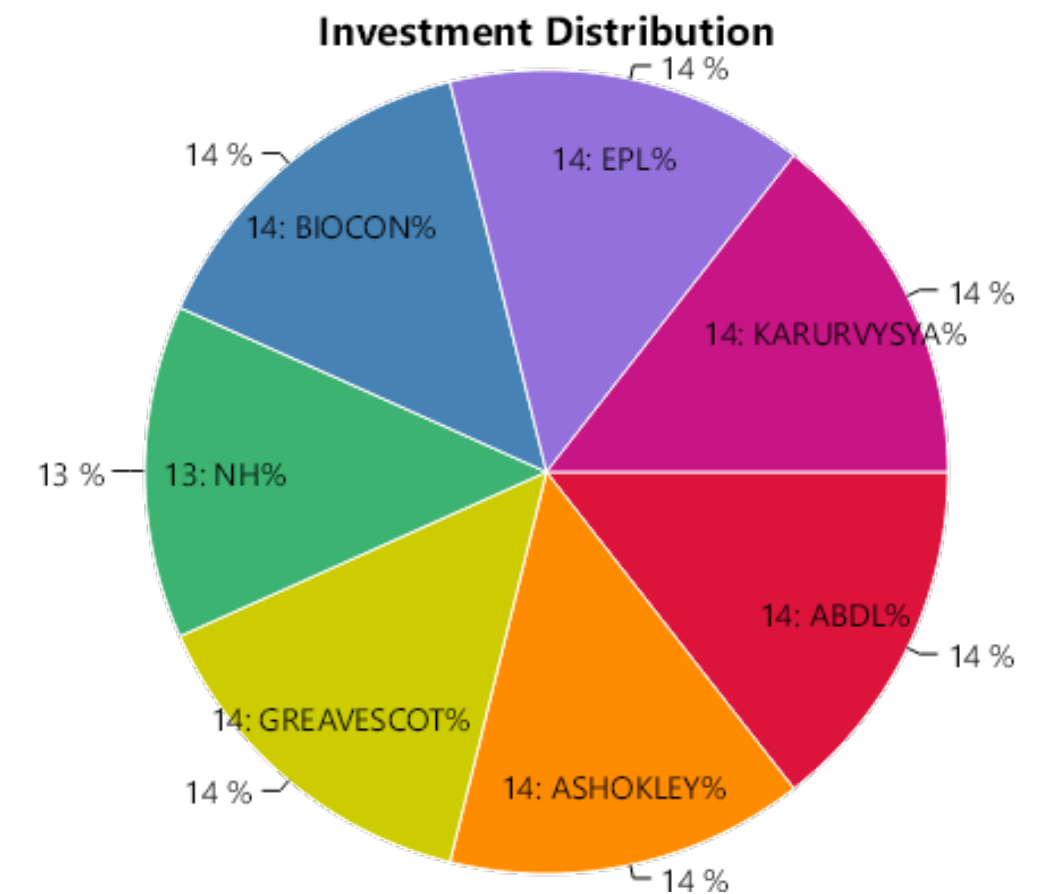


## STOCK WISE PERFORMANCE SUMMARY

Sr No.	Stock Name	Status	Amount Invested*	Sale Proceeds*	Profit/(Loss)**	%Return
1	ABDL	Profit	13049.93	13675.78	625.85	4.80%
2	ASHOKLEY	Profit	12880.43	12891.58	11.15	0.09%
3	GREAVESCOT	Profit	13092.22	16040.34	2948.12	22.52%
4	NH	Open	12156.48	17069.40	4912.92	40.41%
5	BIOCON	Loss	12846.21	10324.10	-2522.11	-19.63%
6	EPL	Loss	12989.63	10165.83	-2823.80	-21.74%
7	KARURVYSYA	Loss	13049.93	10219.99	-2829.94	-21.69%
<b>Total</b>			<b>90064.83</b>	<b>90387.02</b>	<b>322.19</b>	<b>0.36%</b>

## OVERALL PERFORMANCE SUMMARY

Amount Invested	Sale Proceeds	Profit/(Loss)	%Return
90064.83	90387.02	322.19	0.36%



\* We have considered the market value for open stocks as on the previous day prior to the report for open stocks.

\*\* Includes unrealized gains for open stocks, if any.

## Contact Details

 LKP Securities Ltd, SPIP Division

 91 22 66351336 / 91 22 66351337    [spip@lkpsec.com](mailto:spip@lkpsec.com)

 Registered Office: 203, Embassy Centre, Nariman Point, Mumbai - 400021.

 Registered Office: 2nd Floor, Gala Impecca, Andheri Kurla Road, Near Hotel Courtyard Marriott, Chakala, Andheri (East), Mumbai-400059.

## Compliance & Grievance Officer

 Mr. Ritesh Tiwari

 022-6635 1234

 [ho\\_compliance@lkpsec.com](mailto:ho_compliance@lkpsec.com)

**Disclaimer & Disclosure :** LKP Securities Ltd. (CIN-U67120MH1994PLC080039, www.Lkpsec.com) and its affiliates are a full- fledged, brokerage and financing group. LKP Securities Ltd is a SEBI registered Research Analyst with registration number INH000001758. LKP is a corporate trading member of Bombay Stock Exchange Limited (BSE), National Stock Exchange of India Limited (NSE) and Metropolitan Stock Exchange of India Limited (MSEI). LKP along with its subsidiaries offers the most comprehensive avenues for investments and is engaged in the businesses including stock broking (Institutional and retail), merchant banking, commodity broking, depository participant rendered in connection with distribution of primary market issues and financial products like mutual funds etc.

LKP offers research services to clients. The analyst for this report certifies that all of the views expressed in this report accurately reflect his or her personal views about the subject company or companies and its or their securities, and no part of his or her compensation was, is or will be, directly or indirectly related to specific recommendations or views expressed in this report.

Further, the information in the document has been printed on the basis of publicly available information; internal data and other sources believed to be true and are for general guidance only but which may have not been verified independently. While every effort is made to ensure the accuracy and completeness of information contained, the company takes no responsibility and assumes no liability for any error/ omission or accuracy of the information. Recipients of this material should rely on their own judgments and conclusions from relevant sources before making any investment. The investments discussed or recommended in this report may not be suitable for all investors. Opinion expressed is the current opinion as of the date appearing on the material only. Value of the investments referred to in this material are subject to volatility. Past performance is not a guide for future performance. Investment in securities market are subject to market risks. Read all the related documents carefully before investing. Registration granted by SEBI and certification from NISM in no way guarantee performance of the intermediary or provide any assurance of returns to investors. These securities quoted are for illustration only and are not recommendatory.

Mr. S. Ranganathan (Advisor) - SEBI Registration No-INH2200252399,  
Mr. Kunal Bothra (Research Analyst) - SEBI Registered No. INH000005263

**THANK YOU**