

SPIP Performance Report 2024-2025

Client Name : VASANTBEN DHANJIBHAI SOLANKI

Client Code : RA001620

Date : 23/12/2025



Sr No.	Month	Amount Invested	Sale Proceeds*	Profit/(Loss)**	%Return
1	Jul-2024	1200708.75	1187238.52	-13470.23	-1.12%
2	Aug-2024	1430025.12	1313658.82	-116366.30	-8.14%
3	Sep-2024	920283.17	854930.17	-65353.00	-7.10%
4	Oct-2024	633693.77	612814.29	-20879.48	-3.29%
5	Nov-2024	1067914.84	1143860.62	75945.78	7.11%
6	Dec-2024	716948.21	689225.02	-27723.19	-3.87%
7	Jan-2025	342879.71	358901.68	16021.97	4.67%
8	Feb-2025	369378.54	366084.88	-3293.66	-0.89%

* We have considered the market value for open stocks as on the previous day prior to the report for open stocks.

** Includes unrealized gains for open stocks, if any.

STOCK WISE PERFORMANCE SUMMARY

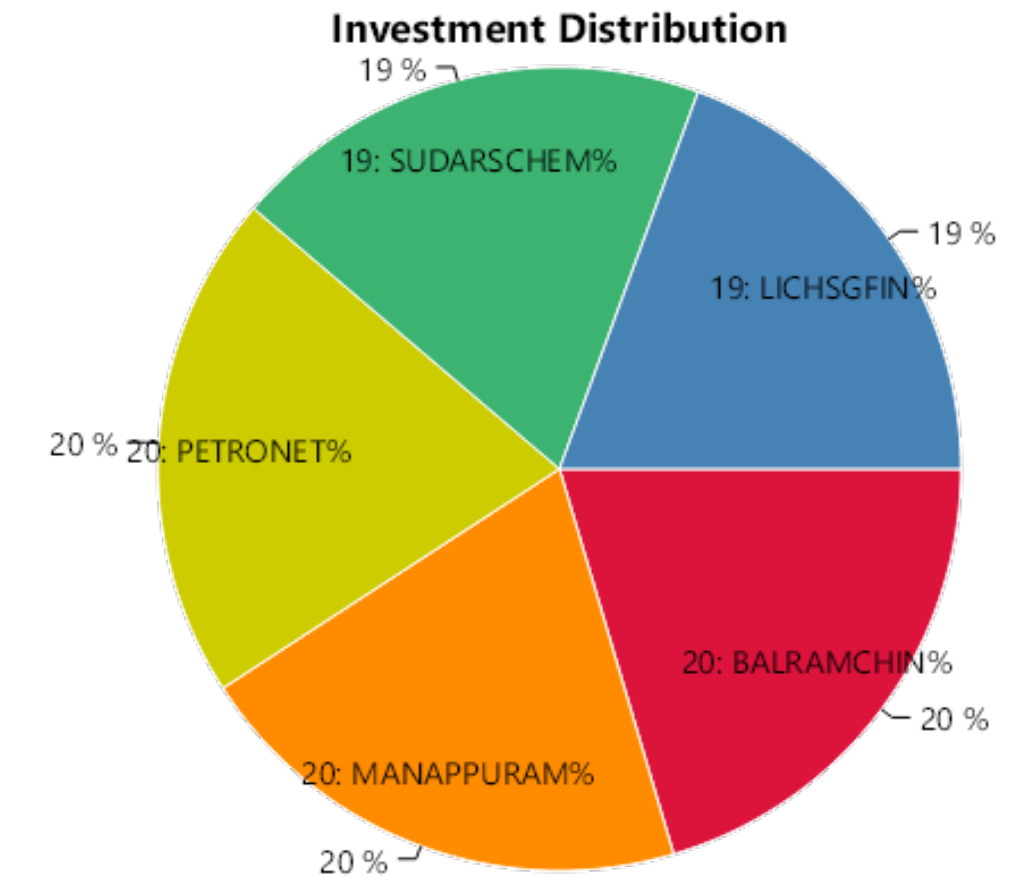
Sr No.	Stock Name	Status	Amount Invested*	Sale Proceeds*	Profit/(Loss)**	%Return
1	BALRAMCHIN	Profit	240374.28	248557.28	8183.00	3.40%
2	MANAPPURAM	Profit	240521.48	249423.06	8901.58	3.70%
3	PETRONET	Profit	240549.46	250066.62	9517.16	3.96%
4	SUDARSCHEM	Profit	239448.39	250383.85	10935.46	4.57%
5	CMSINFO	Out of range	0.00	0.00	0.00	0%
6	LICHSGFIN	Loss	239815.14	188807.71	-51007.43	-21.27%
Total			1200708.75	1187238.52	-13470.23	-1.12%

OVERALL PERFORMANCE SUMMARY

Amount Invested	Sale Proceeds	Profit/(Loss)	%Return
1200708.75	1187238.52	-13470.23	-1.12%

* We have considered the market value for open stocks as on the previous day prior to the report for open stocks.

** Includes unrealized gains for open stocks, if any.



STOCK WISE PERFORMANCE SUMMARY

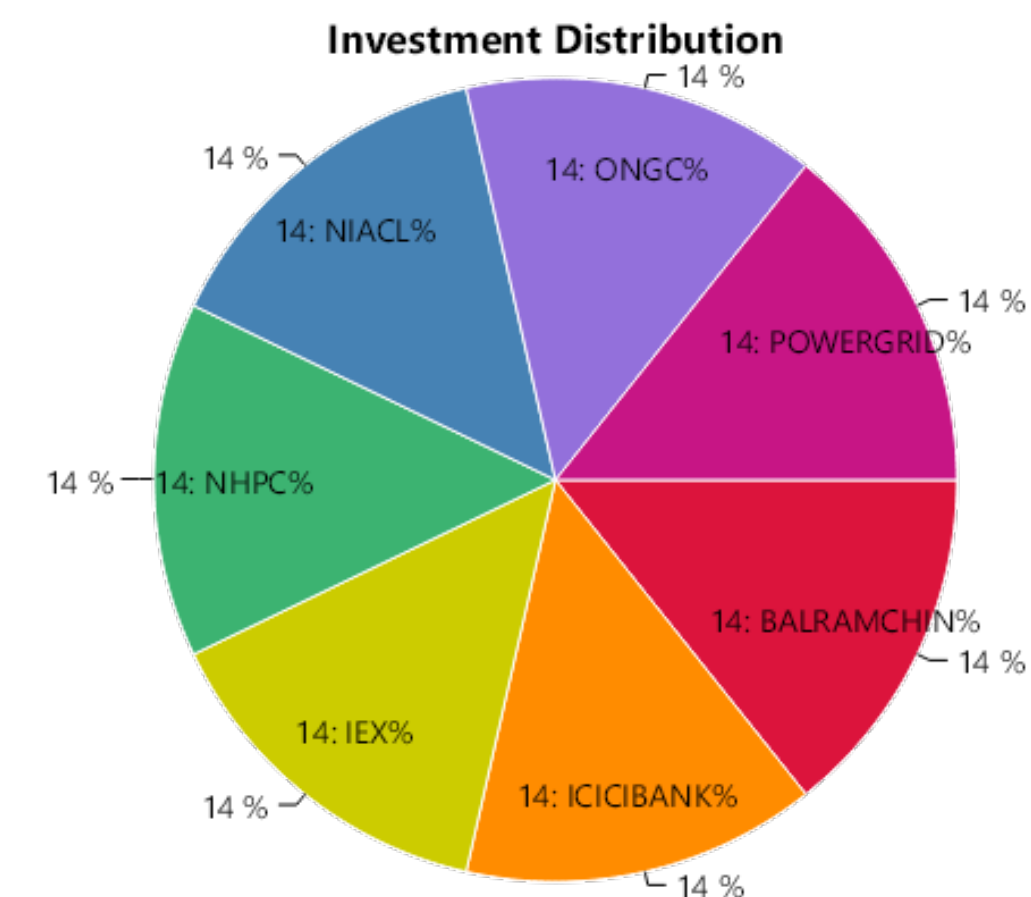
Sr No.	Stock Name	Status	Amount Invested*	Sale Proceeds*	Profit/(Loss)**	%Return
1	BALRAMCHIN	Profit	207169.75	218724.80	11555.05	5.58%
2	ICICIBANK	Profit	204809.05	218706.60	13897.55	6.79%
3	IEX	Profit	208075.77	218828.17	10752.40	5.17%
4	NHPC	Loss	203151.29	163403.27	-39748.02	-19.57%
5	NIACL	Loss	201195.91	163874.33	-37321.58	-18.55%
6	ONGC	Loss	202011.61	165292.44	-36719.17	-18.18%
7	POWERGRID	Loss	203611.74	164829.21	-38782.53	-19.05%
	Total		1430025.12	1313658.82	-116366.30	-8.14%

OVERALL PERFORMANCE SUMMARY

Amount Invested	Sale Proceeds	Profit/(Loss)	%Return
1430025.12	1313658.82	-116366.30	-8.14%

* We have considered the market value for open stocks as on the previous day prior to the report for open stocks.

** Includes unrealized gains for open stocks, if any.

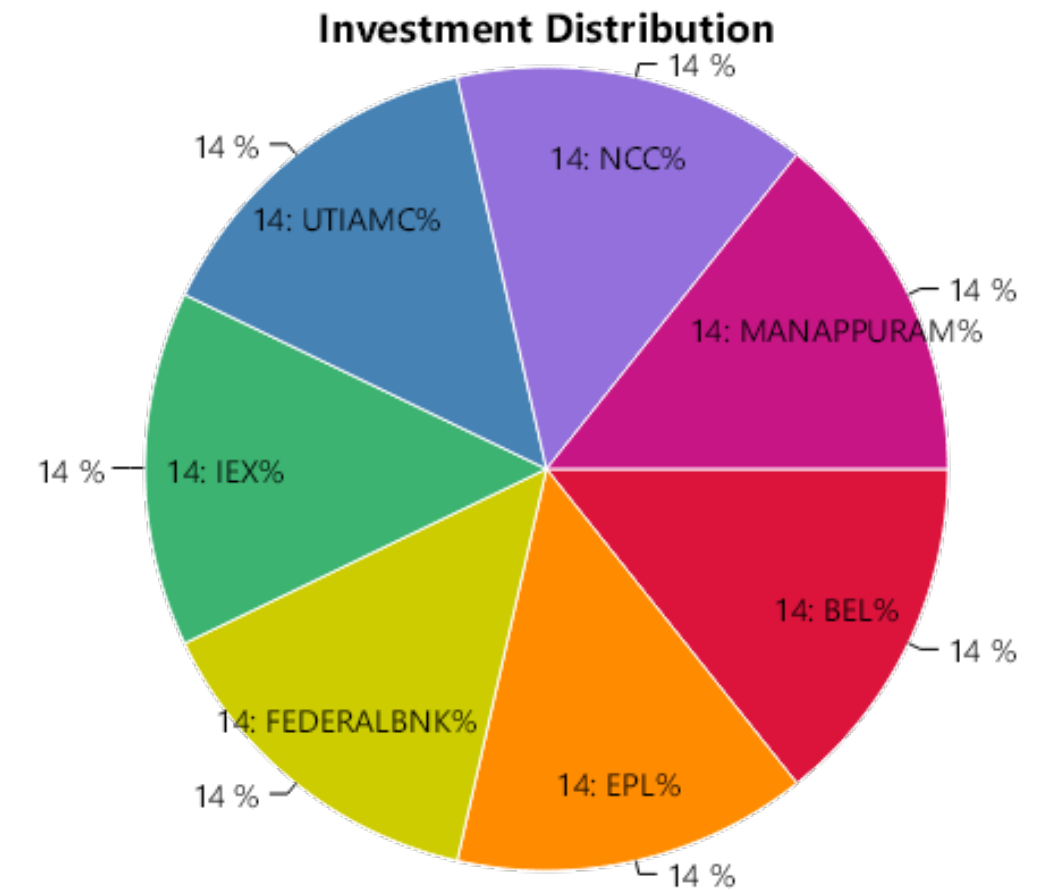


STOCK WISE PERFORMANCE SUMMARY

Sr No.	Stock Name	Status	Amount Invested*	Sale Proceeds*	Profit/(Loss)**	%Return
1	BEL	Profit	130747.69	137286.22	6538.53	5.00%
2	EPL	Profit	132422.26	138077.23	5654.97	4.27%
3	FEDERALBNK	Profit	130758.73	137025.33	6266.60	4.79%
4	IEX	Profit	131128.86	137390.32	6261.46	4.78%
5	UTIAMC	Profit	131928.01	137333.42	5405.41	4.10%
6	NCC	Open	132408.22	63888.72	-68519.50	-51.75%
7	MANAPPURAM	Loss	130889.40	103928.93	-26960.47	-20.60%
Total			920283.17	854930.17	-65353.00	-7.10%

OVERALL PERFORMANCE SUMMARY

Amount Invested	Sale Proceeds	Profit/(Loss)	%Return
920283.17	854930.17	-65353.00	-7.10%



* We have considered the market value for open stocks as on the previous day prior to the report for open stocks.

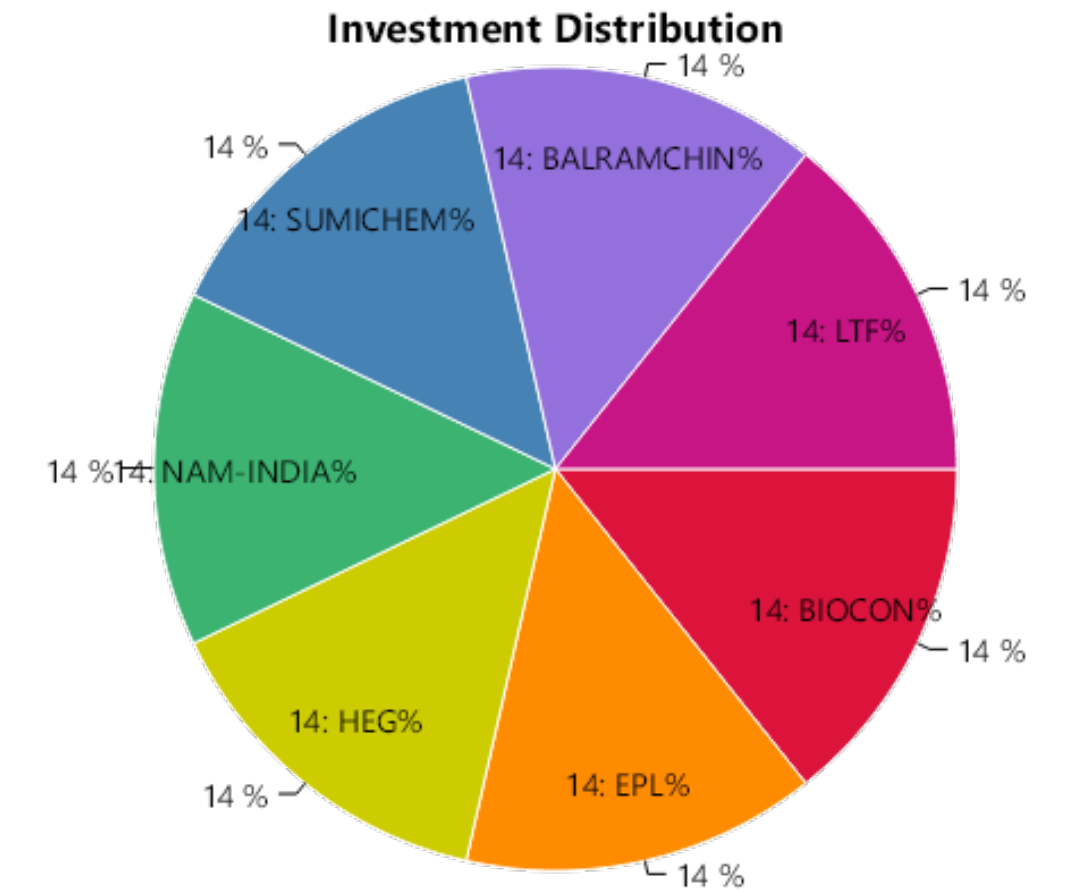
** Includes unrealized gains for open stocks, if any.

STOCK WISE PERFORMANCE SUMMARY

Sr No.	Stock Name	Status	Amount Invested*	Sale Proceeds*	Profit/(Loss)**	%Return
1	BIOCON	Profit	90562.88	93991.97	3429.09	3.79%
2	EPL	Profit	91123.20	93977.97	2854.77	3.13%
3	HEG	Profit	89808.62	93476.80	3668.18	4.08%
4	NAM-INDIA	Profit	90984.00	94412.46	3428.46	3.77%
5	SUMICHEM	Profit	90737.21	94058.90	3321.69	3.66%
6	BALRAMCHIN	Loss	90188.19	71308.40	-18879.79	-20.93%
7	LTF	Loss	90289.67	71587.79	-18701.88	-20.71%
Total			633693.77	612814.29	-20879.48	-3.29%

OVERALL PERFORMANCE SUMMARY

Amount Invested	Sale Proceeds	Profit/(Loss)	%Return
633693.77	612814.29	-20879.48	-3.29%



* We have considered the market value for open stocks as on the previous day prior to the report for open stocks.

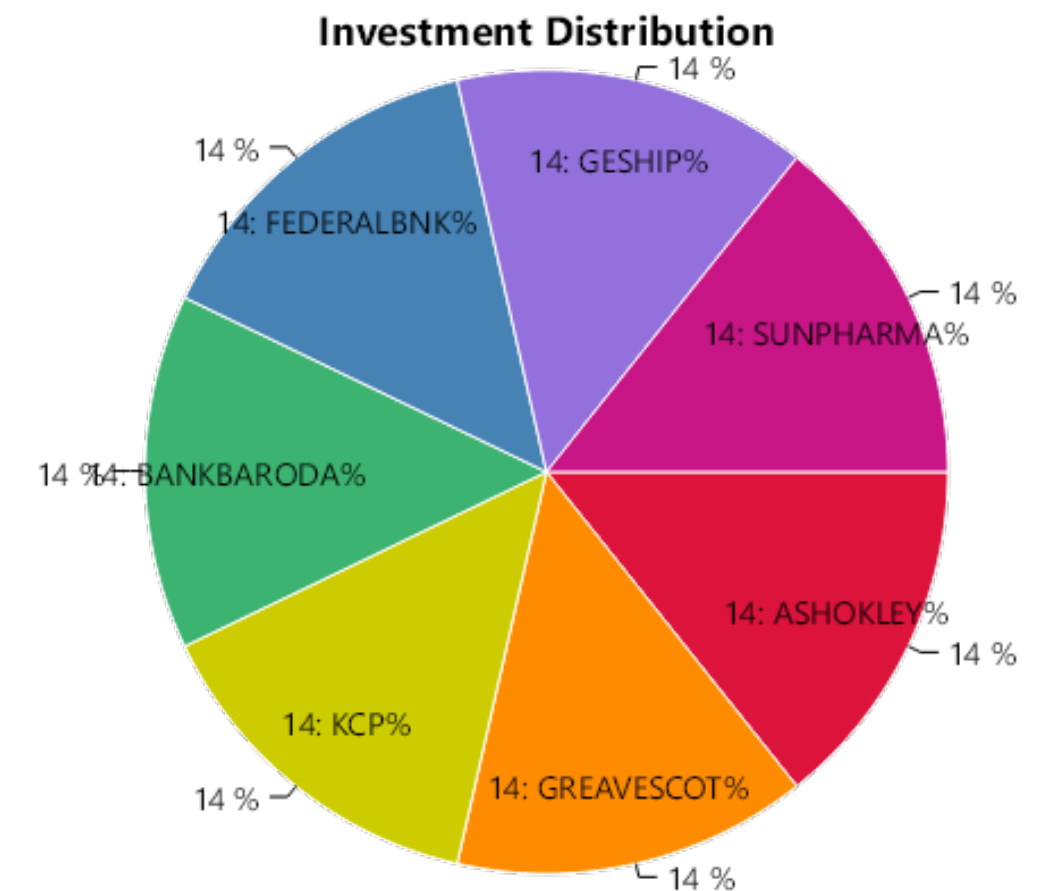
** Includes unrealized gains for open stocks, if any.

STOCK WISE PERFORMANCE SUMMARY

Sr No.	Stock Name	Status	Amount Invested*	Sale Proceeds*	Profit/(Loss)**	%Return
1	ASHOKLEY	Profit	153674.28	160341.93	6667.65	4.34%
2	GREAVESCOT	Profit	152414.28	159902.96	7488.68	4.91%
3	KCP	Profit	152372.40	160958.63	8586.23	5.64%
4	BANKBARODA	Open	152438.92	175224.00	22785.08	14.95%
5	FEDERALBNK	Open	152485.56	198632.70	46147.14	30.26%
6	GESHIP	Open	152286.12	140137.20	-12148.92	-7.98%
7	SUNPHARMA	Open	152243.28	148663.20	-3580.08	-2.35%
Total			1067914.84	1143860.62	75945.78	7.11%

OVERALL PERFORMANCE SUMMARY

Amount Invested	Sale Proceeds	Profit/(Loss)	%Return
1067914.84	1143860.62	75945.78	7.11%



* We have considered the market value for open stocks as on the previous day prior to the report for open stocks.

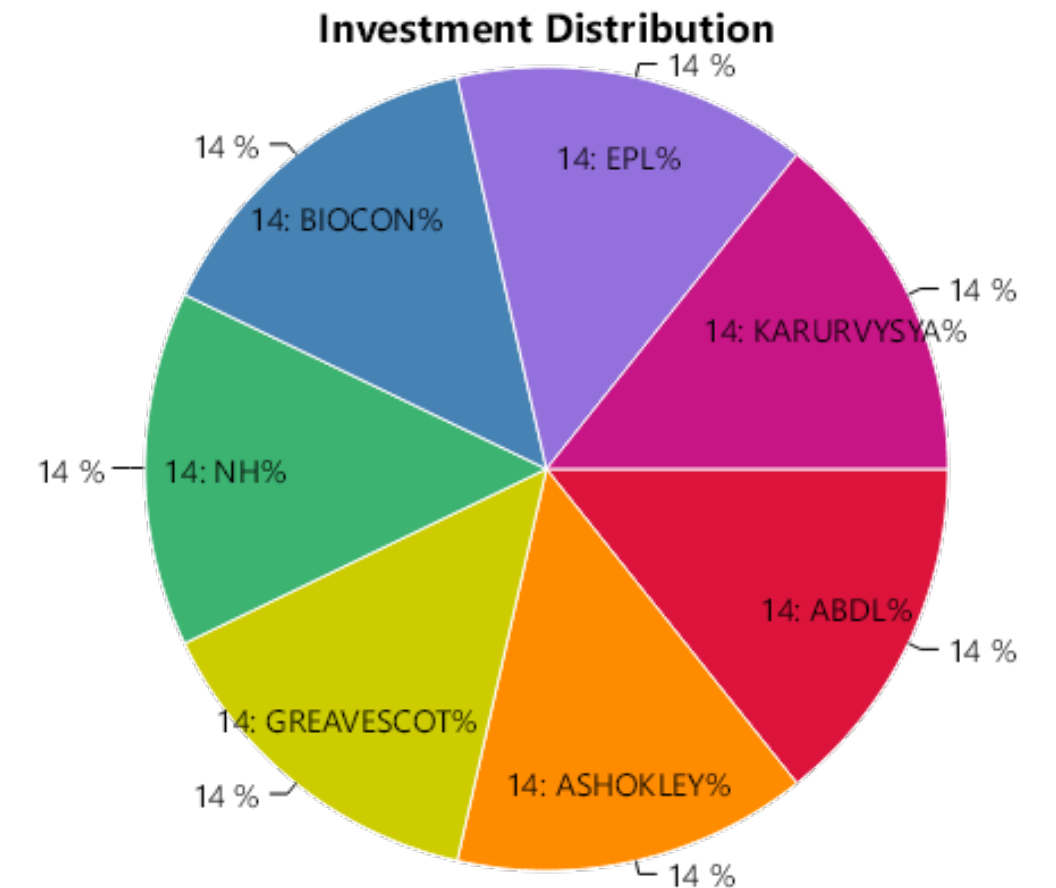
** Includes unrealized gains for open stocks, if any.

STOCK WISE PERFORMANCE SUMMARY

Sr No.	Stock Name	Status	Amount Invested*	Sale Proceeds*	Profit/(Loss)**	%Return
1	ABDL	Profit	102702.36	108059.52	5357.16	5.22%
2	ASHOKLEY	Profit	102155.74	102432.59	276.85	0.27%
3	GREAVESCOT	Profit	102883.76	126646.48	23762.72	23.10%
4	NH	Profit	102450.28	107831.08	5380.80	5.25%
5	BIOCON	Loss	101955.53	82305.41	-19650.12	-19.27%
6	EPL	Loss	102608.76	80966.62	-21642.14	-21.09%
7	KARURVYSYA	Loss	102191.78	80983.32	-21208.46	-20.75%
Total			716948.21	689225.02	-27723.19	-3.87%

OVERALL PERFORMANCE SUMMARY

Amount Invested	Sale Proceeds	Profit/(Loss)	%Return
716948.21	689225.02	-27723.19	-3.87%



* We have considered the market value for open stocks as on the previous day prior to the report for open stocks.

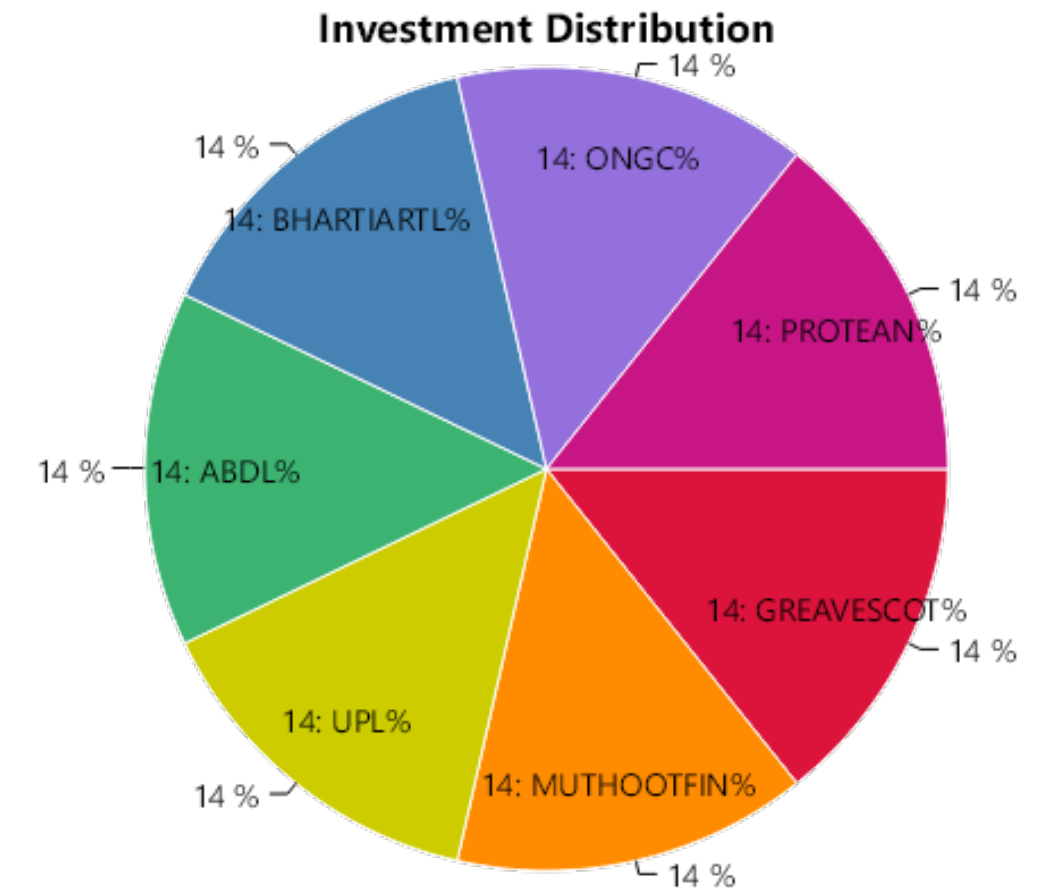
** Includes unrealized gains for open stocks, if any.

STOCK WISE PERFORMANCE SUMMARY

Sr No.	Stock Name	Status	Amount Invested*	Sale Proceeds*	Profit/(Loss)**	%Return
1	GREAVESCOT	Profit	49724.89	51878.52	2153.63	4.33%
2	MUTHOOTFIN	Profit	48862.11	51054.90	2192.79	4.49%
3	UPL	Profit	48852.02	50528.22	1676.20	3.43%
4	ABDL	Open	49384.67	75282.00	25897.33	52.44%
5	BHARTIARTL	Open	48190.62	64428.00	16237.38	33.69%
6	ONGC	Open	49477.98	44025.84	-5452.14	-11.02%
7	PROTEAN	Open	48387.42	21704.20	-26683.22	-55.14%
Total			342879.71	358901.68	16021.97	4.67%

OVERALL PERFORMANCE SUMMARY

Amount Invested	Sale Proceeds	Profit/(Loss)	%Return
342879.71	358901.68	16021.97	4.67%



* We have considered the market value for open stocks as on the previous day prior to the report for open stocks.

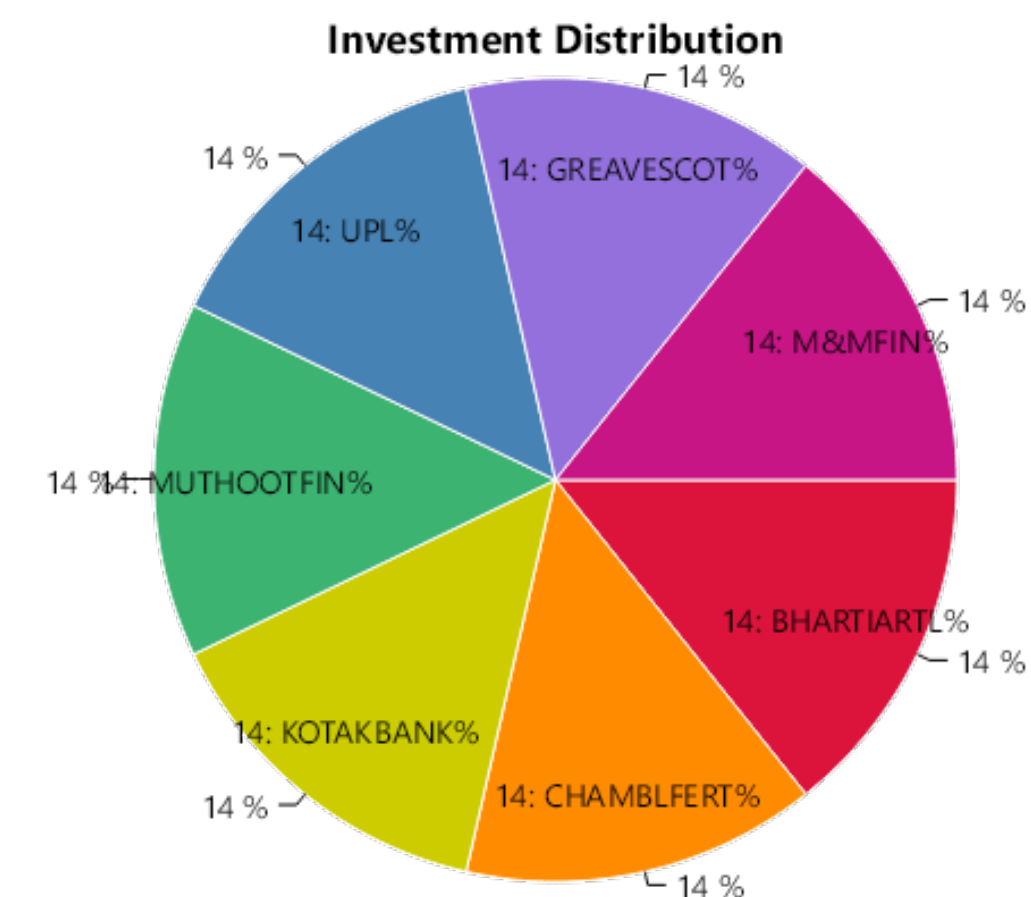
** Includes unrealized gains for open stocks, if any.

STOCK WISE PERFORMANCE SUMMARY

Sr No.	Stock Name	Status	Amount Invested*	Sale Proceeds*	Profit/(Loss)**	%Return
1	BHARTIARTL	Profit	52547.17	56099.25	3552.08	6.76%
2	CHAMBLFERT	Profit	53054.40	56354.88	3300.48	6.22%
3	KOTAKBANK	Profit	52401.87	55049.22	2647.35	5.05%
4	MUTHOOTFIN	Profit	51790.02	54557.38	2767.36	5.34%
5	UPL	Profit	53112.53	56254.08	3141.55	5.91%
6	GREAVESCOT	Loss	53150.24	42156.24	-10994.00	-20.68%
7	M&MFIN	Loss	53322.31	45613.83	-7708.48	-14.46%
	Total		369378.54	366084.88	-3293.66	-0.89%

OVERALL PERFORMANCE SUMMARY

Amount Invested	Sale Proceeds	Profit/(Loss)	%Return
369378.54	366084.88	-3293.66	-0.89%



* We have considered the market value for open stocks as on the previous day prior to the report for open stocks.

** Includes unrealized gains for open stocks, if any.

Contact Details

 LKP Securities Ltd, SPIP Division

 91 22 66351336 / 91 22 66351337  spip@lkpsec.com

 Registered Office: 203, Embassy Centre, Nariman Point, Mumbai - 400021.

 Registered Office: 2nd Floor, Gala Impecca, Andheri Kurla Road, Near Hotel Courtyard Marriott, Chakala, Andheri (East), Mumbai-400059.

Compliance & Grievance Officer

 Mr. Ritesh Tiwari

 022-6635 1234

 ho_compliance@lkpsec.com

Disclaimer & Disclosure : LKP Securities Ltd. (CIN-U67120MH1994PLC080039, www.Lkpsec.com) and its affiliates are a full- fledged, brokerage and financing group. LKP Securities Ltd is a SEBI registered Research Analyst with registration number INH000001758. LKP is a corporate trading member of Bombay Stock Exchange Limited (BSE), National Stock Exchange of India Limited (NSE) and Metropolitan Stock Exchange of India Limited (MSEI). LKP along with its subsidiaries offers the most comprehensive avenues for investments and is engaged in the businesses including stock broking (Institutional and retail), merchant banking, commodity broking, depository participant rendered in connection with distribution of primary market issues and financial products like mutual funds etc.

LKP offers research services to clients. The analyst for this report certifies that all of the views expressed in this report accurately reflect his or her personal views about the subject company or companies and its or their securities, and no part of his or her compensation was, is or will be, directly or indirectly related to specific recommendations or views expressed in this report.

Further, the information in the document has been printed on the basis of publicly available information; internal data and other sources believed to be true and are for general guidance only but which may have not been verified independently. While every effort is made to ensure the accuracy and completeness of information contained, the company takes no responsibility and assumes no liability for any error/ omission or accuracy of the information. Recipients of this material should rely on their own judgments and conclusions from relevant sources before making any investment. The investments discussed or recommended in this report may not be suitable for all investors. Opinion expressed is the current opinion as of the date appearing on the material only. Value of the investments referred to in this material are subject to volatility. Past performance is not a guide for future performance. Investment in securities market are subject to market risks. Read all the related documents carefully before investing. Registration granted by SEBI and certification from NISM in no way guarantee performance of the intermediary or provide any assurance of returns to investors. These securities quoted are for illustration only and are not recommendatory.

Mr. S. Ranganathan (Advisor) - SEBI Registration No-INH2200252399,
Mr. Kunal Bothra (Research Analyst) - SEBI Registered No. INH000005263

THANK YOU