

# SPIP Performance Report 2024-2025

Client Name : GAYATRI SHARAD PETARE

Client Code : RA001628

Date : 23/12/2025



Sr No.	Month	Amount Invested	Sale Proceeds*	Profit/(Loss)**	%Return
1	Jul-2024	354224.20	348857.14	-5367.06	-1.52%
2	Aug-2024	497061.44	458084.92	-38976.52	-7.84%
3	Sep-2024	74839.16	71999.61	-2839.55	-3.79%
4	Oct-2024	72739.06	70012.44	-2726.62	-3.75%
5	Nov-2024	179634.71	188656.44	9021.73	5.02%
6	Dec-2024	109112.43	113895.92	4783.49	4.38%
7	Feb-2025	71813.49	83504.95	11691.46	16.28%
8	Mar-2025	6694.83	7284.29	589.46	8.80%

\* We have considered the market value for open stocks as on the previous day prior to the report for open stocks.

\*\* Includes unrealized gains for open stocks, if any.

## STOCK WISE PERFORMANCE SUMMARY

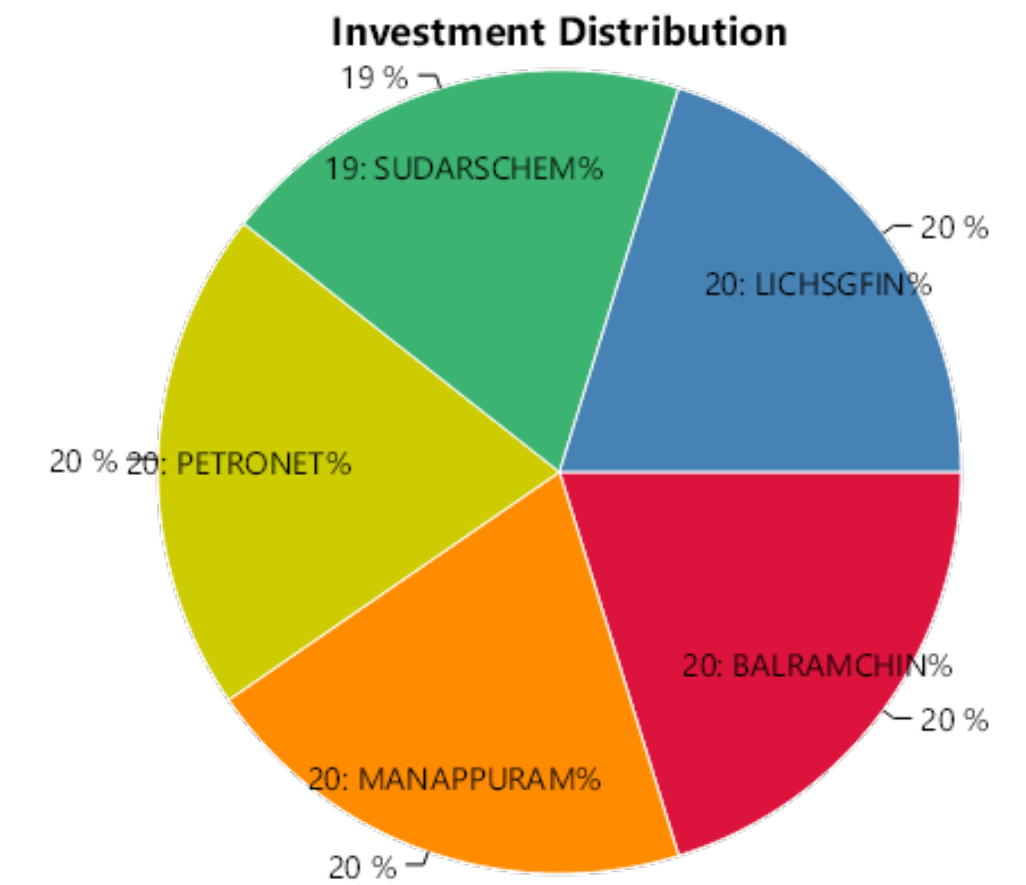
Sr No.	Stock Name	Status	Amount Invested*	Sale Proceeds*	Profit/(Loss)**	%Return
1	BALRAMCHIN	Profit	70966.73	73037.10	2070.37	2.92%
2	MANAPPURAM	Profit	71057.33	73340.10	2282.77	3.21%
3	PETRONET	Profit	71093.58	73558.79	2465.21	3.47%
4	SUDARSCHEM	Profit	70121.74	73289.13	3167.39	4.52%
5	CMSINFO	Out of range	0.00	0.00	0.00	0%
6	LICHSGFIN	Loss	70984.82	55632.02	-15352.80	-21.63%
<b>Total</b>			<b>354224.20</b>	<b>348857.14</b>	<b>-5367.06</b>	<b>-1.52%</b>

## OVERALL PERFORMANCE SUMMARY

Amount Invested	Sale Proceeds	Profit/(Loss)	%Return
354224.20	348857.14	-5367.06	-1.52%

\* We have considered the market value for open stocks as on the previous day prior to the report for open stocks.

\*\* Includes unrealized gains for open stocks, if any.



## STOCK WISE PERFORMANCE SUMMARY

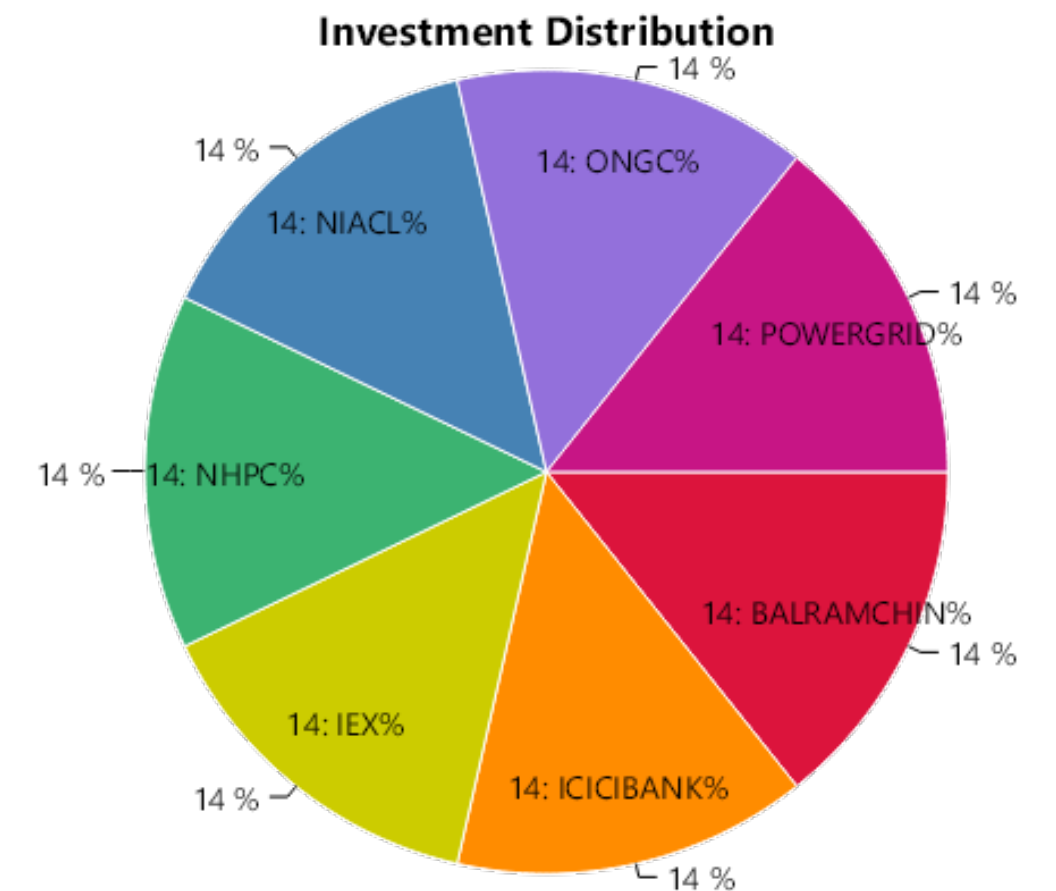
Sr No.	Stock Name	Status	Amount Invested*	Sale Proceeds*	Profit/(Loss)**	%Return
1	BALRAMCHIN	Profit	70827.60	75610.70	4783.10	6.75%
2	ICICIBANK	Profit	71211.77	75699.60	4487.83	6.30%
3	IEX	Profit	70975.48	76469.56	5494.08	7.74%
4	NHPC	Loss	71146.31	58160.38	-12985.93	-18.25%
5	NIACL	Loss	70805.05	56559.13	-14245.92	-20.12%
6	ONGC	Loss	71096.96	58314.96	-12782.00	-17.98%
7	POWERGRID	Loss	70998.27	57270.59	-13727.68	-19.34%
<b>Total</b>			<b>497061.44</b>	<b>458084.92</b>	<b>-38976.52</b>	<b>-7.84%</b>

## OVERALL PERFORMANCE SUMMARY

Amount Invested	Sale Proceeds	Profit/(Loss)	%Return
497061.44	458084.92	-38976.52	-7.84%

\* We have considered the market value for open stocks as on the previous day prior to the report for open stocks.

\*\* Includes unrealized gains for open stocks, if any.



## STOCK WISE PERFORMANCE SUMMARY

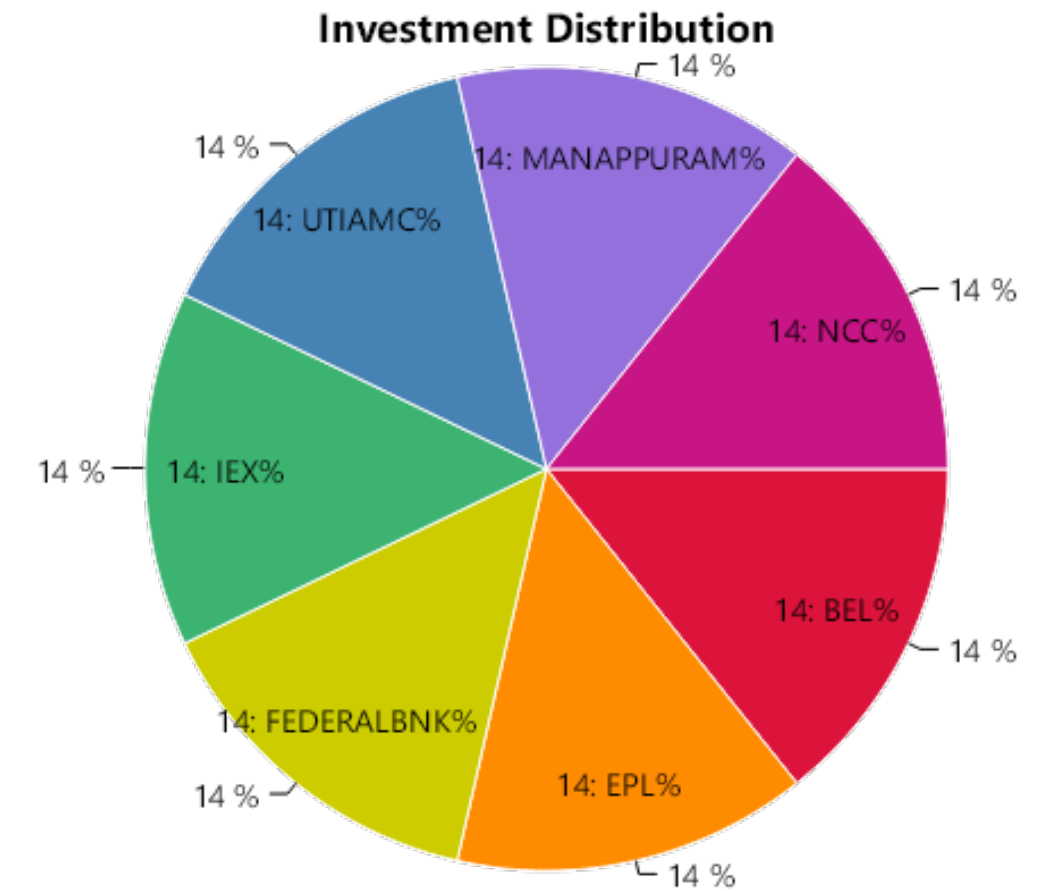
Sr No.	Stock Name	Status	Amount Invested*	Sale Proceeds*	Profit/(Loss)**	%Return
1	BEL	Profit	10643.71	11021.50	377.79	3.55%
2	EPL	Profit	10659.11	11065.99	406.88	3.82%
3	FEDERALBNK	Profit	10740.59	11100.64	360.05	3.35%
4	IEX	Profit	10787.90	11154.05	366.15	3.39%
5	UTIAMC	Profit	10532.21	10916.15	383.94	3.65%
6	MANAPPURAM	Loss	10757.61	8400.65	-2356.96	-21.91%
7	NCC	Loss	10718.03	8340.63	-2377.40	-22.18%
<b>Total</b>			<b>74839.16</b>	<b>71999.61</b>	<b>-2839.55</b>	<b>-3.79%</b>

## OVERALL PERFORMANCE SUMMARY

Amount Invested	Sale Proceeds	Profit/(Loss)	%Return
74839.16	71999.61	-2839.55	-3.79%

\* We have considered the market value for open stocks as on the previous day prior to the report for open stocks.

\*\* Includes unrealized gains for open stocks, if any.

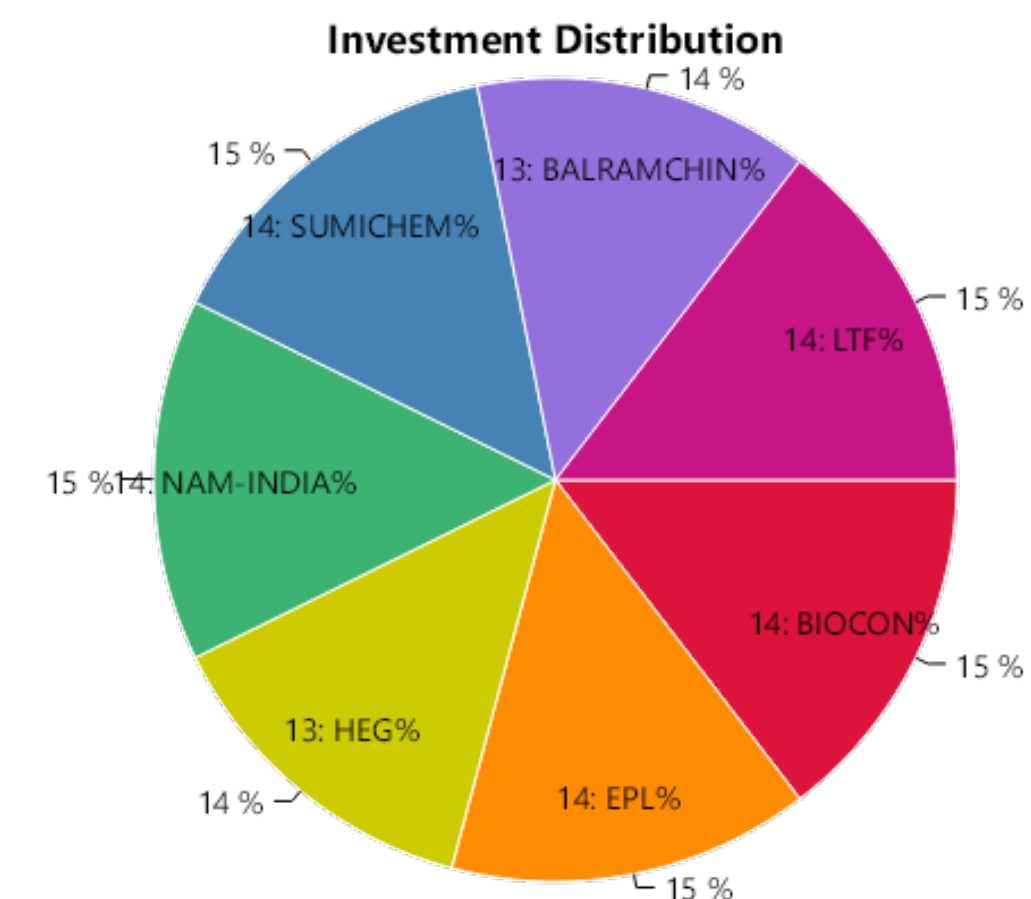


## STOCK WISE PERFORMANCE SUMMARY

Sr No.	Stock Name	Status	Amount Invested*	Sale Proceeds*	Profit/(Loss)**	%Return
1	BIOCON	Profit	10483.46	10837.94	354.48	3.38%
2	EPL	Profit	10504.26	10786.01	281.75	2.68%
3	HEG	Profit	9728.40	10085.32	356.92	3.67%
4	NAM-INDIA	Profit	10725.36	11081.15	355.79	3.32%
5	SUMICHEM	Profit	10597.73	10937.90	340.17	3.21%
6	BALRAMCHIN	Loss	10114.39	7932.06	-2182.33	-21.58%
7	LTF	Loss	10585.46	8352.06	-2233.40	-21.10%
<b>Total</b>			<b>72739.06</b>	<b>70012.44</b>	<b>-2726.62</b>	<b>-3.75%</b>

## OVERALL PERFORMANCE SUMMARY

Amount Invested	Sale Proceeds	Profit/(Loss)	%Return
72739.06	70012.44	-2726.62	-3.75%



\* We have considered the market value for open stocks as on the previous day prior to the report for open stocks.

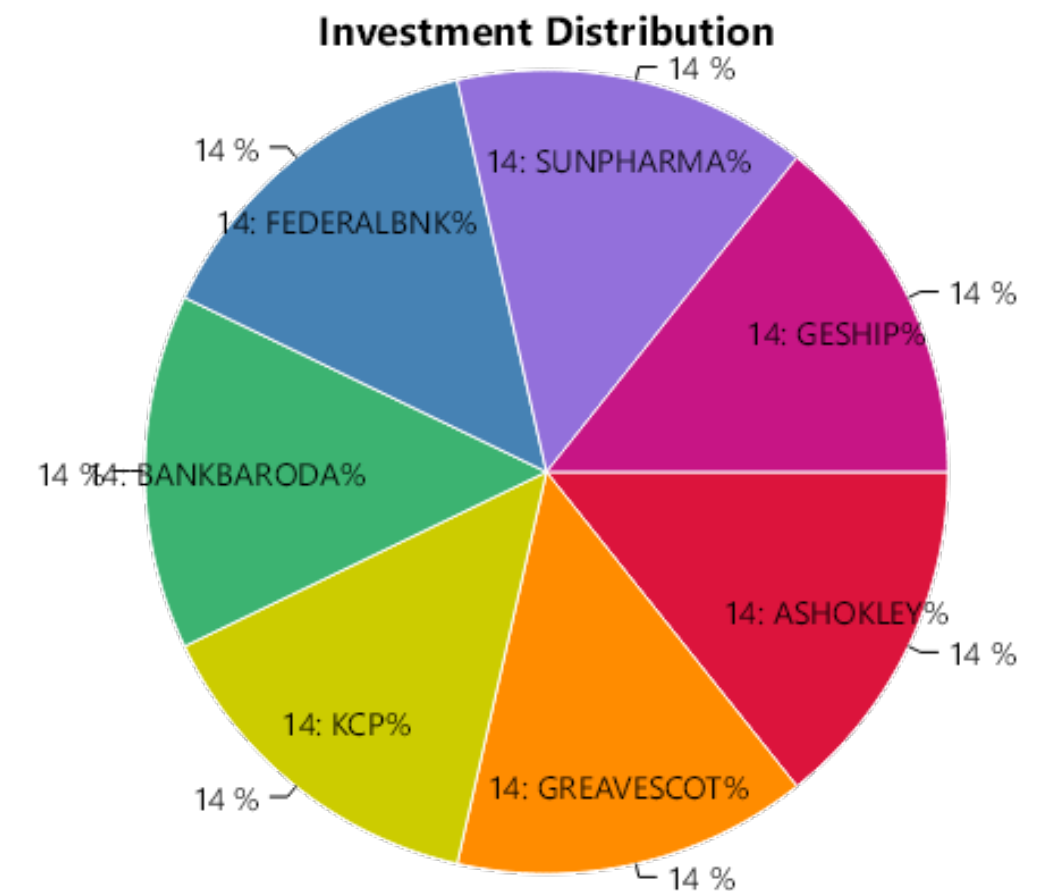
\*\* Includes unrealized gains for open stocks, if any.

## STOCK WISE PERFORMANCE SUMMARY

Sr No.	Stock Name	Status	Amount Invested*	Sale Proceeds*	Profit/(Loss)**	%Return
1	ASHOKLEY	Profit	25888.80	26894.70	1005.90	3.89%
2	GREAVESCOT	Profit	25832.52	26984.46	1151.94	4.46%
3	KCP	Profit	25758.15	27143.60	1385.45	5.38%
4	BANKBARODA	Open	25627.50	29400.00	3772.50	14.72%
5	FEDERALBNK	Open	25671.72	33374.60	7702.88	30.01%
6	SUNPHARMA	Open	25424.49	24777.20	-647.29	-2.55%
7	GESHIP	Loss	25431.53	20081.88	-5349.65	-21.04%
<b>Total</b>			<b>179634.71</b>	<b>188656.44</b>	<b>9021.73</b>	<b>5.02%</b>

## OVERALL PERFORMANCE SUMMARY

Amount Invested	Sale Proceeds	Profit/(Loss)	%Return
179634.71	188656.44	9021.73	5.02%



\* We have considered the market value for open stocks as on the previous day prior to the report for open stocks.

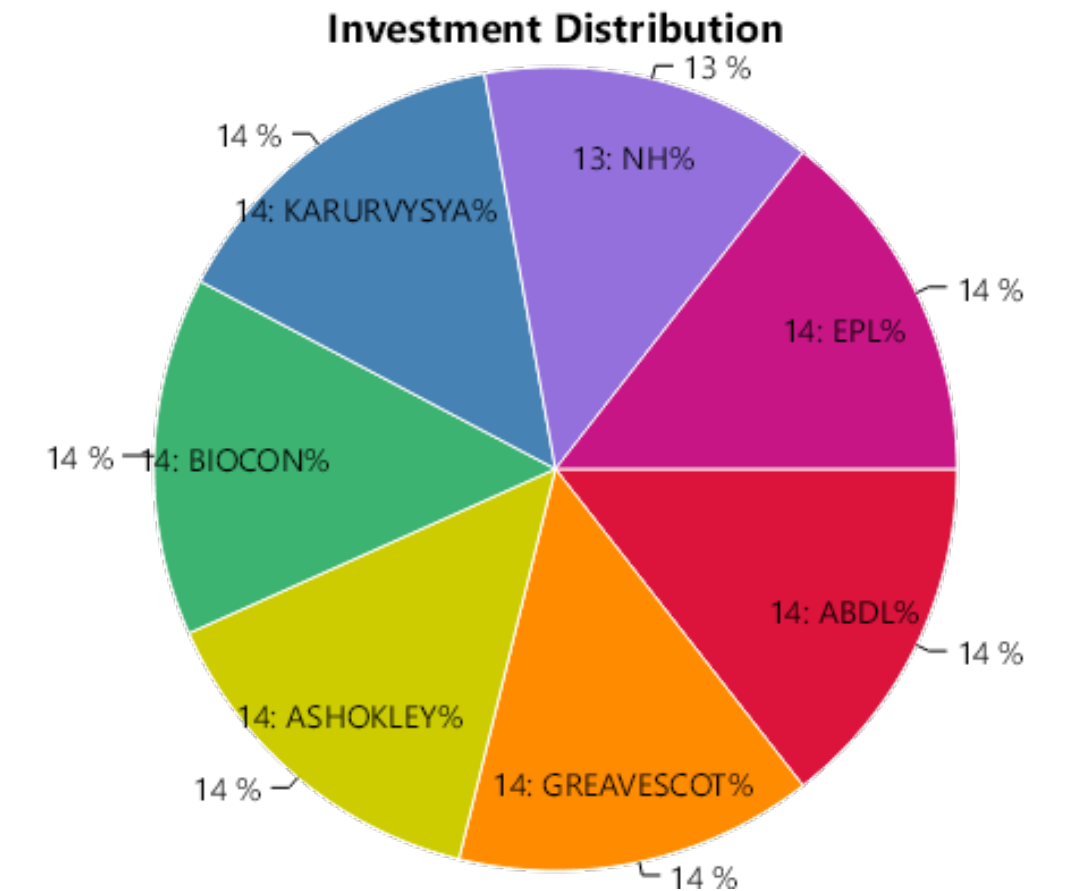
\*\* Includes unrealized gains for open stocks, if any.

## STOCK WISE PERFORMANCE SUMMARY

Sr No.	Stock Name	Status	Amount Invested*	Sale Proceeds*	Profit/(Loss)**	%Return
1	ABDL	Profit	15659.91	16410.93	751.02	4.80%
2	GREAVESCOT	Profit	15752.53	19495.42	3742.89	23.76%
3	ASHOKLEY	Open	15680.15	11862.35	-3817.80	-24.35%
4	BIOCON	Open	15792.87	16770.60	977.73	6.19%
5	KARURVYSYA	Open	15629.64	16165.12	535.48	3.43%
6	NH	Open	14843.95	20862.60	6018.65	40.55%
7	EPL	Loss	15753.38	12328.90	-3424.48	-21.74%
<b>Total</b>			<b>109112.43</b>	<b>113895.92</b>	<b>4783.49</b>	<b>4.38%</b>

## OVERALL PERFORMANCE SUMMARY

Amount Invested	Sale Proceeds	Profit/(Loss)	%Return
109112.43	113895.92	4783.49	4.38%



\* We have considered the market value for open stocks as on the previous day prior to the report for open stocks.

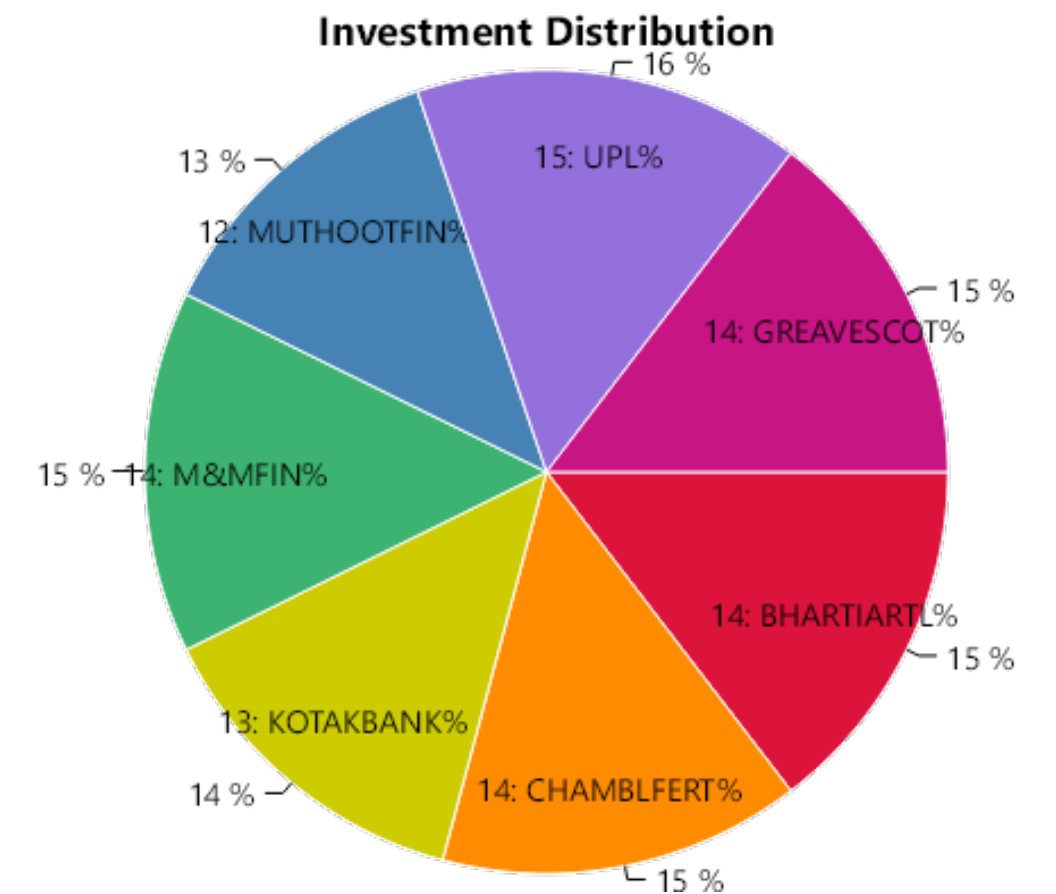
\*\* Includes unrealized gains for open stocks, if any.

## STOCK WISE PERFORMANCE SUMMARY

Sr No.	Stock Name	Status	Amount Invested*	Sale Proceeds*	Profit/(Loss)**	%Return
1	BHARTIARTL	Open	10190.70	12885.60	2694.90	26.44%
2	CHAMBLFERT	Open	10521.35	8853.05	-1668.30	-15.86%
3	KOTAKBANK	Open	9723.38	10748.50	1025.12	10.54%
4	M&MFIN	Open	10743.65	14194.80	3451.15	32.12%
5	MUTHOOTFIN	Open	9024.90	15161.60	6136.70	68.00%
6	UPL	Open	10900.23	13201.35	2301.12	21.11%
7	GREAVESCOT	Loss	10709.28	8460.05	-2249.23	-21.00%
<b>Total</b>			<b>71813.49</b>	<b>83504.95</b>	<b>11691.46</b>	<b>16.28%</b>

## OVERALL PERFORMANCE SUMMARY

Amount Invested	Sale Proceeds	Profit/(Loss)	%Return
71813.49	83504.95	11691.46	16.28%



\* We have considered the market value for open stocks as on the previous day prior to the report for open stocks.

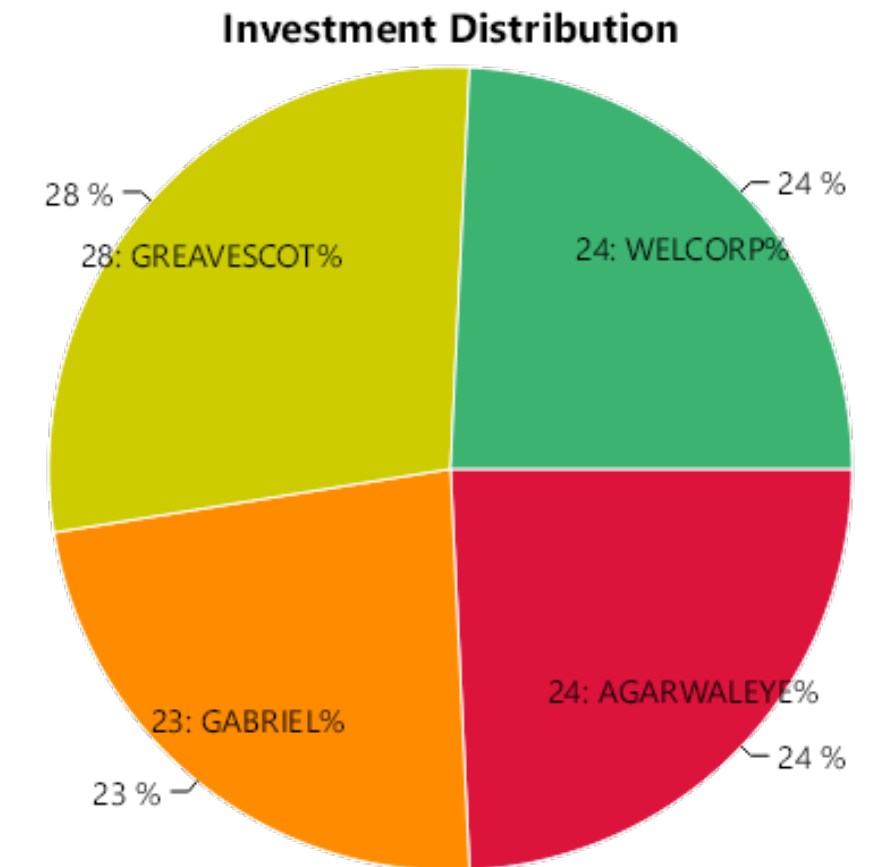
\*\* Includes unrealized gains for open stocks, if any.

## STOCK WISE PERFORMANCE SUMMARY

Sr No.	Stock Name	Status	Amount Invested*	Sale Proceeds*	Profit/(Loss)**	%Return
1	AGARWALEYE	Profit	1652.00	1798.96	146.96	8.90%
2	GABRIEL	Profit	1545.78	1623.84	78.06	5.05%
3	GREAVESCOT	Profit	1874.97	2136.17	261.20	13.93%
4	WELCORP	Profit	1622.08	1725.32	103.24	6.36%
5	BLUESTARCO	Out of range	0.00	0.00	0.00	0%
6	COROMANDEL	Out of range	0.00	0.00	0.00	0%
7	MAZDOCK	Out of range	0.00	0.00	0.00	0%
<b>Total</b>			<b>6694.83</b>	<b>7284.29</b>	<b>589.46</b>	<b>8.80%</b>

## OVERALL PERFORMANCE SUMMARY

Amount Invested	Sale Proceeds	Profit/(Loss)	%Return
6694.83	7284.29	589.46	8.80%



\* We have considered the market value for open stocks as on the previous day prior to the report for open stocks.

\*\* Includes unrealized gains for open stocks, if any.

## Contact Details

 LKP Securities Ltd, SPIP Division

 91 22 66351336 / 91 22 66351337    [spip@lkpsec.com](mailto:spip@lkpsec.com)

 Registered Office: 203, Embassy Centre, Nariman Point, Mumbai - 400021.

 Registered Office: 2nd Floor, Gala Impecca, Andheri Kurla Road, Near Hotel Courtyard Marriott, Chakala, Andheri (East), Mumbai-400059.

## Compliance & Grievance Officer

 Mr. Ritesh Tiwari

 022-6635 1234

 [ho\\_compliance@lkpsec.com](mailto:ho_compliance@lkpsec.com)

**Disclaimer & Disclosure :** LKP Securities Ltd. (CIN-U67120MH1994PLC080039, www.Lkpsec.com) and its affiliates are a full- fledged, brokerage and financing group. LKP Securities Ltd is a SEBI registered Research Analyst with registration number INH000001758. LKP is a corporate trading member of Bombay Stock Exchange Limited (BSE), National Stock Exchange of India Limited (NSE) and Metropolitan Stock Exchange of India Limited (MSEI). LKP along with its subsidiaries offers the most comprehensive avenues for investments and is engaged in the businesses including stock broking (Institutional and retail), merchant banking, commodity broking, depository participant rendered in connection with distribution of primary market issues and financial products like mutual funds etc.

LKP offers research services to clients. The analyst for this report certifies that all of the views expressed in this report accurately reflect his or her personal views about the subject company or companies and its or their securities, and no part of his or her compensation was, is or will be, directly or indirectly related to specific recommendations or views expressed in this report.

Further, the information in the document has been printed on the basis of publicly available information; internal data and other sources believed to be true and are for general guidance only but which may have not been verified independently. While every effort is made to ensure the accuracy and completeness of information contained, the company takes no responsibility and assumes no liability for any error/ omission or accuracy of the information. Recipients of this material should rely on their own judgments and conclusions from relevant sources before making any investment. The investments discussed or recommended in this report may not be suitable for all investors. Opinion expressed is the current opinion as of the date appearing on the material only. Value of the investments referred to in this material are subject to volatility. Past performance is not a guide for future performance. Investment in securities market are subject to market risks. Read all the related documents carefully before investing. Registration granted by SEBI and certification from NISM in no way guarantee performance of the intermediary or provide any assurance of returns to investors. These securities quoted are for illustration only and are not recommendatory.

Mr. S. Ranganathan (Advisor) - SEBI Registration No-INH2200252399,  
Mr. Kunal Bothra (Research Analyst) - SEBI Registered No. INH000005263



**THANK YOU**