

# SPIP Performance Report 2024-2025

Client Name : JAGDISH SHRIKISAN ASAWA HUF

Client Code : RA001663

Date : 23/12/2025



Sr No.	Month	Amount Invested	Sale Proceeds*	Profit/(Loss)**	%Return
1	Aug-2024	789906.13	722152.97	-67753.16	-8.58%
2	Sep-2024	338593.27	325775.09	-12818.18	-3.79%
3	Oct-2024	266722.72	256562.60	-10160.12	-3.81%
4	Nov-2024	330517.78	315605.38	-14912.40	-4.51%
5	Dec-2024	267977.56	255905.24	-12072.32	-4.50%

\* We have considered the market value for open stocks as on the previous day prior to the report for open stocks.

\*\* Includes unrealized gains for open stocks, if any.

## STOCK WISE PERFORMANCE SUMMARY

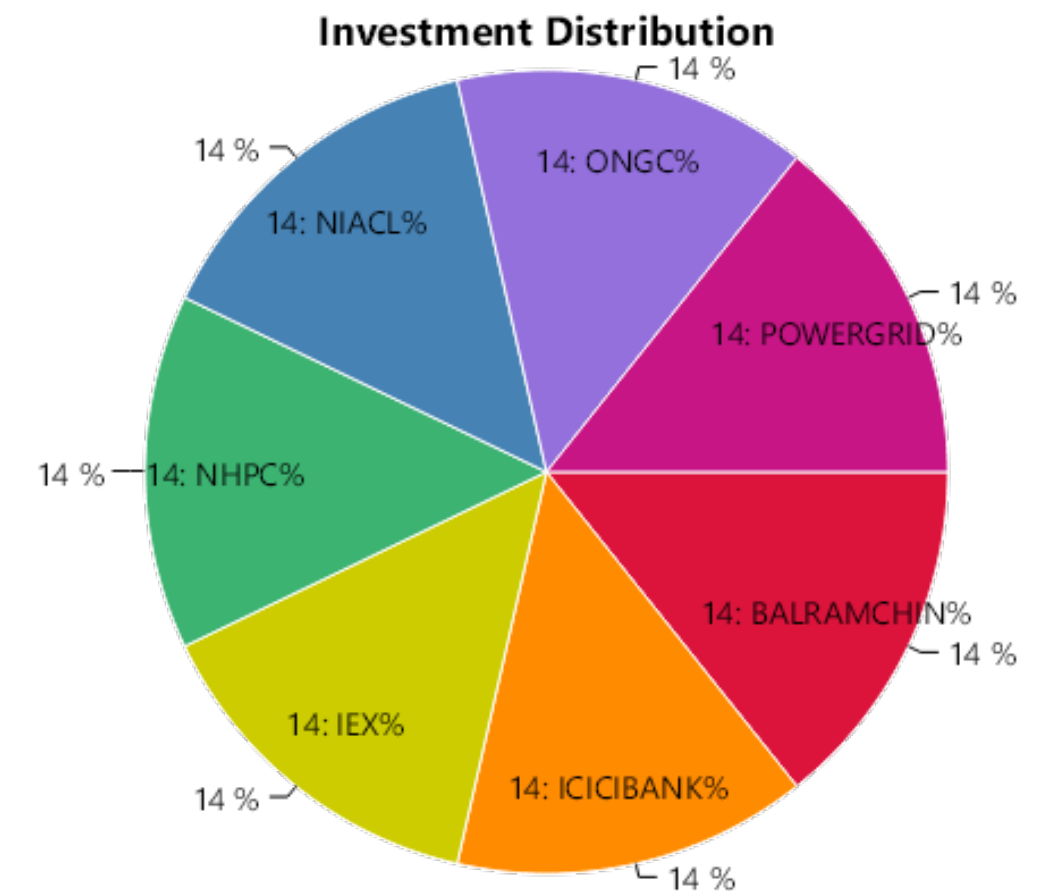
Sr No.	Stock Name	Status	Amount Invested*	Sale Proceeds*	Profit/(Loss)**	%Return
1	BALRAMCHIN	Profit	114327.90	120266.59	5938.69	5.19%
2	ICICIBANK	Profit	112732.35	119857.70	7125.35	6.32%
3	IEX	Profit	114884.01	120254.66	5370.65	4.67%
4	NHPC	Loss	112294.77	89899.50	-22395.27	-19.94%
5	NIACL	Loss	111352.14	90139.78	-21212.36	-19.05%
6	ONGC	Loss	111722.65	91008.17	-20714.48	-18.54%
7	POWERGRID	Loss	112592.31	90726.57	-21865.74	-19.42%
	<b>Total</b>		<b>789906.13</b>	<b>722152.97</b>	<b>-67753.16</b>	<b>-8.58%</b>

## OVERALL PERFORMANCE SUMMARY

Amount Invested	Sale Proceeds	Profit/(Loss)	%Return
789906.13	722152.97	-67753.16	-8.58%

\* We have considered the market value for open stocks as on the previous day prior to the report for open stocks.

\*\* Includes unrealized gains for open stocks, if any.

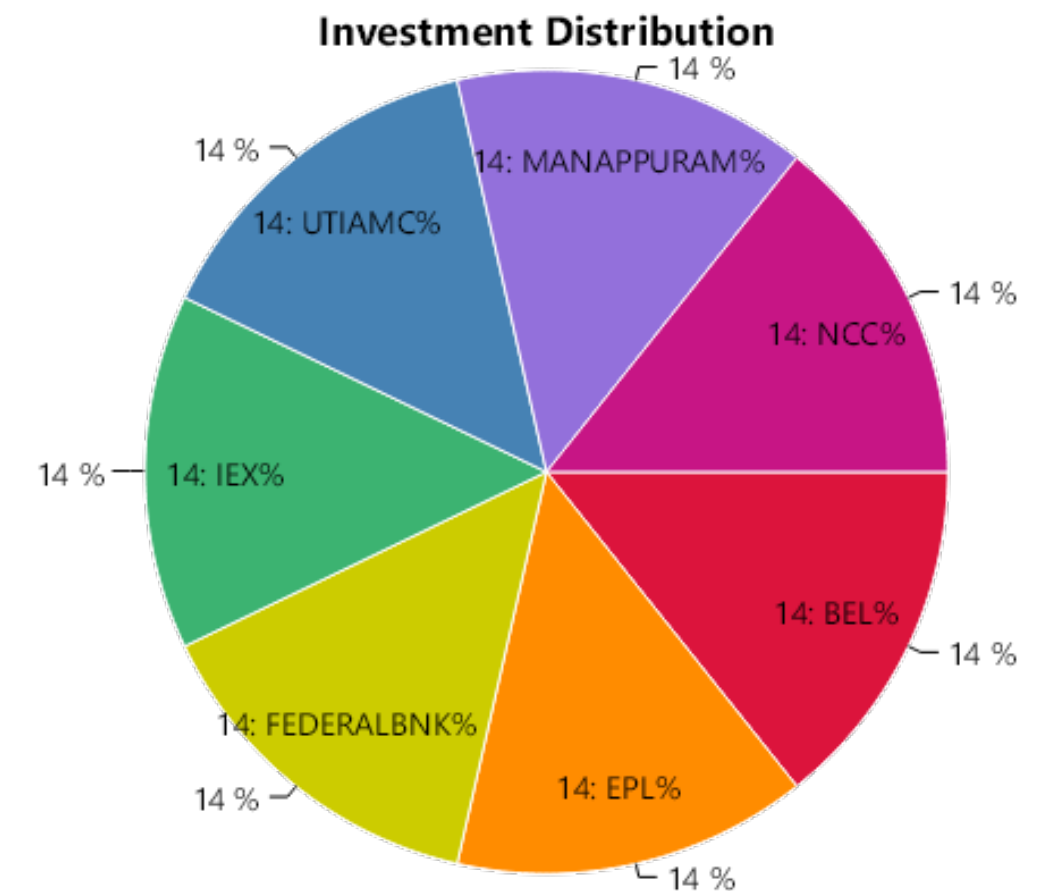


## STOCK WISE PERFORMANCE SUMMARY

Sr No.	Stock Name	Status	Amount Invested*	Sale Proceeds*	Profit/(Loss)**	%Return
1	BEL	Profit	48350.09	50061.47	1711.38	3.54%
2	EPL	Profit	48473.06	50323.92	1850.86	3.82%
3	FEDERALBNK	Profit	48332.57	49952.35	1619.78	3.35%
4	IEX	Profit	48545.57	50192.75	1647.18	3.39%
5	UTIAMC	Profit	47979.59	49729.11	1749.52	3.65%
6	MANAPPURAM	Loss	48519.39	37858.15	-10661.24	-21.97%
7	NCC	Loss	48393.00	37657.34	-10735.66	-22.18%
<b>Total</b>			<b>338593.27</b>	<b>325775.09</b>	<b>-12818.18</b>	<b>-3.79%</b>

## OVERALL PERFORMANCE SUMMARY

Amount Invested	Sale Proceeds	Profit/(Loss)	%Return
338593.27	325775.09	-12818.18	-3.79%



\* We have considered the market value for open stocks as on the previous day prior to the report for open stocks.

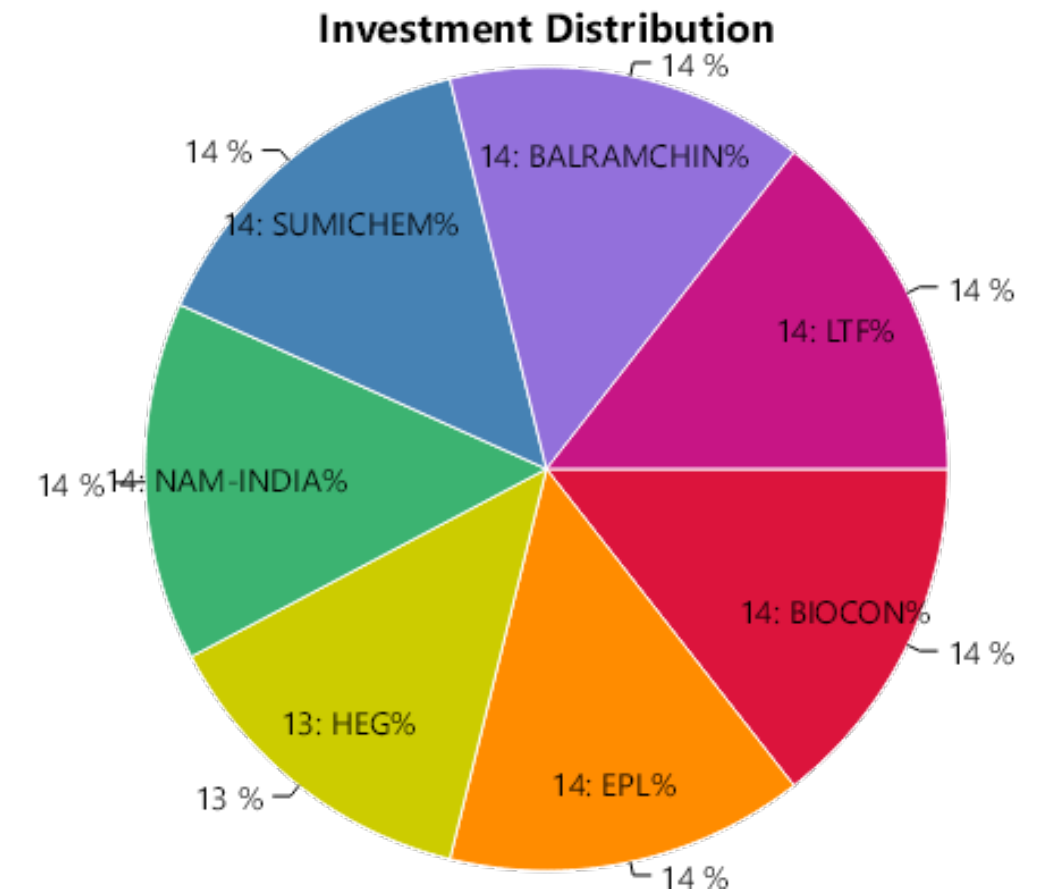
\*\* Includes unrealized gains for open stocks, if any.

## STOCK WISE PERFORMANCE SUMMARY

Sr No.	Stock Name	Status	Amount Invested*	Sale Proceeds*	Profit/(Loss)**	%Return
1	BIOCON	Profit	38308.19	39614.53	1306.34	3.41%
2	EPL	Profit	38515.62	39549.04	1033.42	2.68%
3	HEG	Profit	36481.50	37819.95	1338.45	3.67%
4	NAM-INDIA	Profit	38209.10	39475.78	1266.68	3.32%
5	SUMICHEM	Profit	38486.48	39721.80	1235.32	3.21%
6	BALRAMCHIN	Loss	38439.22	30142.29	-8296.93	-21.58%
7	LTF	Loss	38282.61	30239.21	-8043.40	-21.01%
<b>Total</b>			<b>266722.72</b>	<b>256562.60</b>	<b>-10160.12</b>	<b>-3.81%</b>

## OVERALL PERFORMANCE SUMMARY

Amount Invested	Sale Proceeds	Profit/(Loss)	%Return
266722.72	256562.60	-10160.12	-3.81%



\* We have considered the market value for open stocks as on the previous day prior to the report for open stocks.

\*\* Includes unrealized gains for open stocks, if any.

## STOCK WISE PERFORMANCE SUMMARY

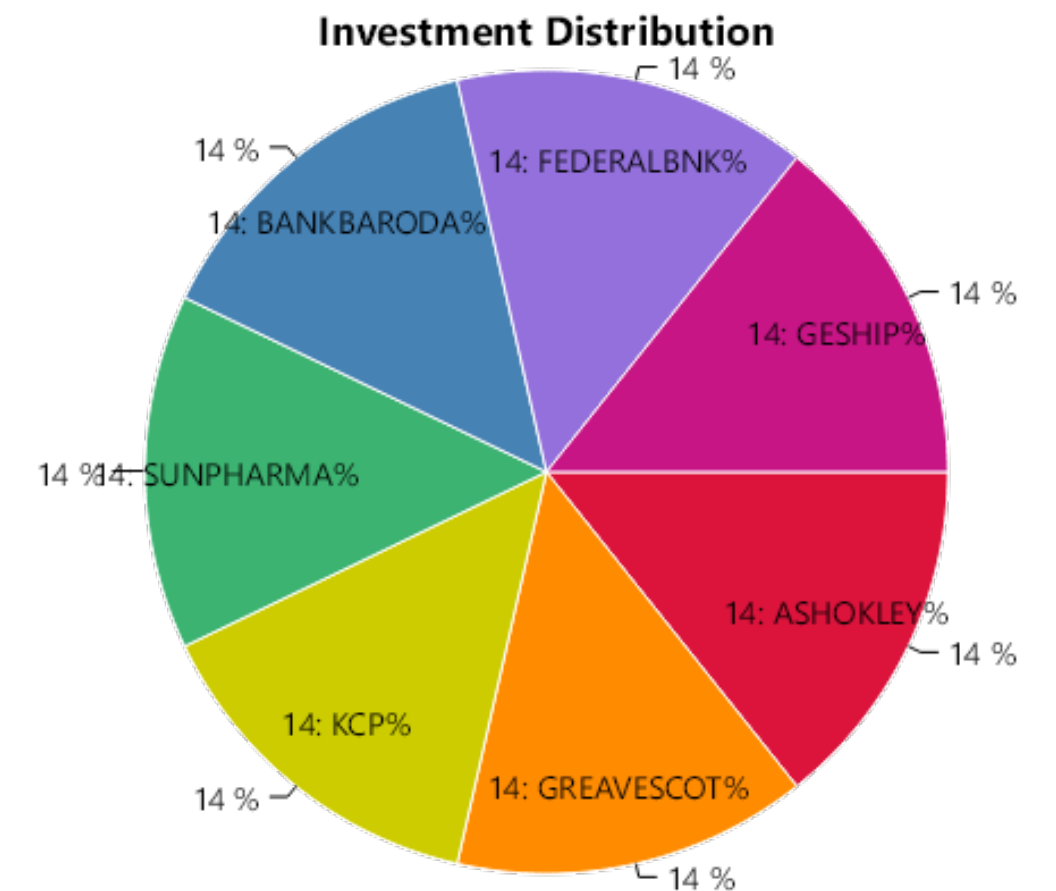
Sr No.	Stock Name	Status	Amount Invested*	Sale Proceeds*	Profit/(Loss)**	%Return
1	ASHOKLEY	Profit	47275.20	49112.37	1837.17	3.89%
2	GREAVESCOT	Profit	47293.36	49404.81	2111.45	4.46%
3	KCP	Profit	47098.32	49748.56	2650.24	5.63%
4	SUNPHARMA	Profit	47216.91	47471.32	254.41	0.54%
5	BANKBARODA	Loss	47327.20	37886.32	-9440.88	-19.95%
6	FEDERALBNK	Loss	47225.75	44705.38	-2520.37	-5.34%
7	GESHIP	Loss	47081.04	37276.62	-9804.42	-20.82%
<b>Total</b>			<b>330517.78</b>	<b>315605.38</b>	<b>-14912.40</b>	<b>-4.51%</b>

## OVERALL PERFORMANCE SUMMARY

Amount Invested	Sale Proceeds	Profit/(Loss)	%Return
330517.78	315605.38	-14912.40	-4.51%

\* We have considered the market value for open stocks as on the previous day prior to the report for open stocks.

\*\* Includes unrealized gains for open stocks, if any.

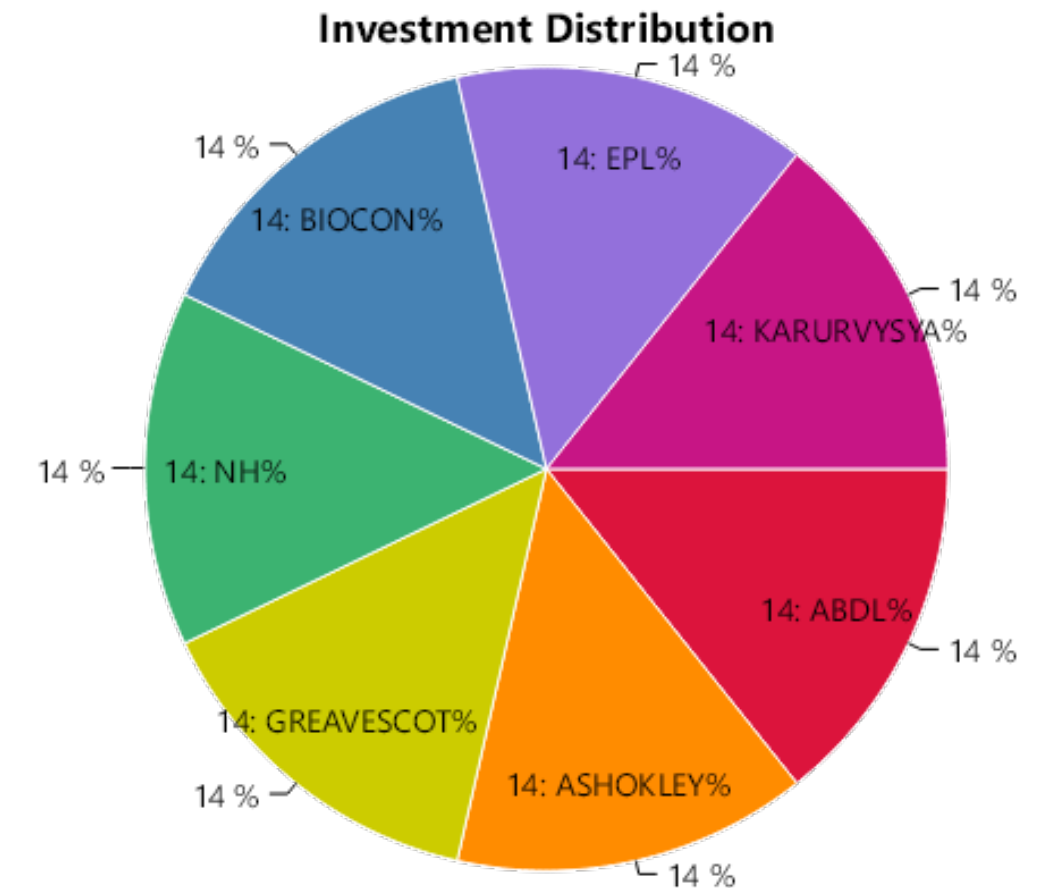


## STOCK WISE PERFORMANCE SUMMARY

Sr No.	Stock Name	Status	Amount Invested*	Sale Proceeds*	Profit/(Loss)**	%Return
1	ABDL	Profit	38404.07	40245.86	1841.79	4.80%
2	ASHOKLEY	Profit	38228.30	38201.60	-26.70	-0.07%
3	GREAVESCOT	Profit	38471.02	47134.13	8663.11	22.52%
4	NH	Profit	37820.16	39647.44	1827.28	4.83%
5	BIOCON	Loss	38226.78	30530.28	-7696.50	-20.13%
6	EPL	Loss	38416.13	30064.45	-8351.68	-21.74%
7	KARURVYSYA	Loss	38411.10	30081.48	-8329.62	-21.69%
<b>Total</b>			<b>267977.56</b>	<b>255905.24</b>	<b>-12072.32</b>	<b>-4.50%</b>

## OVERALL PERFORMANCE SUMMARY

Amount Invested	Sale Proceeds	Profit/(Loss)	%Return
267977.56	255905.24	-12072.32	-4.50%



\* We have considered the market value for open stocks as on the previous day prior to the report for open stocks.

\*\* Includes unrealized gains for open stocks, if any.

## Contact Details

 LKP Securities Ltd, SPIP Division

 91 22 66351336 / 91 22 66351337    [spip@lkpsec.com](mailto:spip@lkpsec.com)

 Registered Office: 203, Embassy Centre, Nariman Point, Mumbai - 400021.

 Registered Office: 2nd Floor, Gala Impecca, Andheri Kurla Road, Near Hotel Courtyard Marriott, Chakala, Andheri (East), Mumbai-400059.

## Compliance & Grievance Officer

 Mr. Ritesh Tiwari

 022-6635 1234

 [ho\\_compliance@lkpsec.com](mailto:ho_compliance@lkpsec.com)

**Disclaimer & Disclosure :** LKP Securities Ltd. (CIN-U67120MH1994PLC080039, [www.Lkpsec.com](http://www.Lkpsec.com)) and its affiliates are a full- fledged, brokerage and financing group. LKP Securities Ltd is a SEBI registered Research Analyst with registration number INH000001758. LKP is a corporate trading member of Bombay Stock Exchange Limited (BSE), National Stock Exchange of India Limited (NSE) and Metropolitan Stock Exchange of India Limited (MSEI). LKP along with its subsidiaries offers the most comprehensive avenues for investments and is engaged in the businesses including stock broking (Institutional and retail), merchant banking, commodity broking, depository participant rendered in connection with distribution of primary market issues and financial products like mutual funds etc.

LKP offers research services to clients. The analyst for this report certifies that all of the views expressed in this report accurately reflect his or her personal views about the subject company or companies and its or their securities, and no part of his or her compensation was, is or will be, directly or indirectly related to specific recommendations or views expressed in this report.

Further, the information in the document has been printed on the basis of publicly available information; internal data and other sources believed to be true and are for general guidance only but which may have not been verified independently. While every effort is made to ensure the accuracy and completeness of information contained, the company takes no responsibility and assumes no liability for any error/ omission or accuracy of the information. Recipients of this material should rely on their own judgments and conclusions from relevant sources before making any investment. The investments discussed or recommended in this report may not be suitable for all investors. Opinion expressed is the current opinion as of the date appearing on the material only. Value of the investments referred to in this material are subject to volatility. Past performance is not a guide for future performance. Investment in securities market are subject to market risks. Read all the related documents carefully before investing. Registration granted by SEBI and certification from NISM in no way guarantee performance of the intermediary or provide any assurance of returns to investors. These securities quoted are for illustration only and are not recommendatory.

Mr. S. Ranganathan (Advisor) - SEBI Registration No-INH2200252399,  
Mr. Kunal Bothra (Research Analyst) - SEBI Registered No. INH000005263



**THANK YOU**