

# SPIP Performance Report 2024-2025

Client Name : NARENDRA SAMJI PATEL

Client Code : RA001687

Date : 23/12/2025



Sr No.	Month	Amount Invested	Sale Proceeds*	Profit/(Loss)**	%Return
1	Aug-2024	496460.96	454994.26	-41466.70	-8.35%
2	Sep-2024	152010.58	140423.39	-11587.19	-7.62%
3	Oct-2024	142753.65	137986.39	-4767.26	-3.34%

\* We have considered the market value for open stocks as on the previous day prior to the report for open stocks.

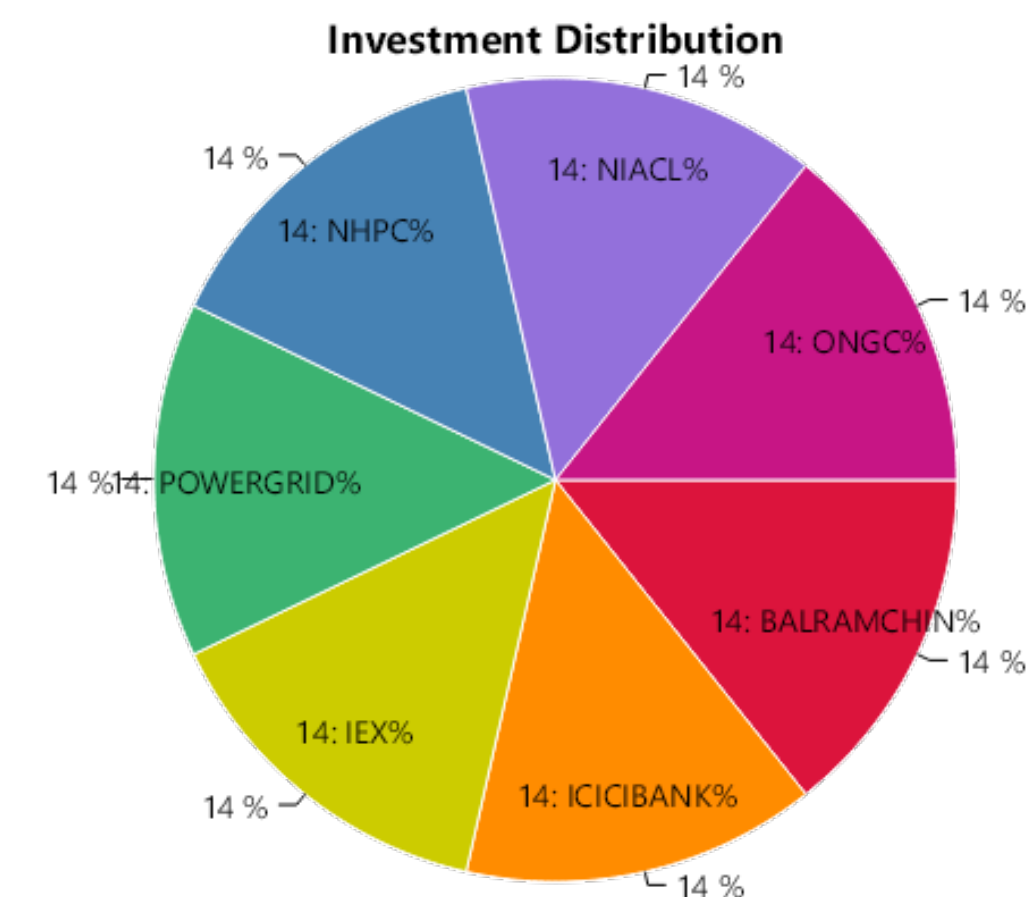
\*\* Includes unrealized gains for open stocks, if any.

## STOCK WISE PERFORMANCE SUMMARY

Sr No.	Stock Name	Status	Amount Invested*	Sale Proceeds*	Profit/(Loss)**	%Return
1	BALRAMCHIN	Profit	70661.04	75790.38	5129.34	7.26%
2	ICICIBANK	Profit	71052.76	75851.76	4799.00	6.75%
3	IEX	Profit	71014.74	76651.29	5636.55	7.94%
4	POWERGRID	Open	70831.87	53530.00	-17301.87	-24.43%
5	NHPC	Loss	70979.58	57953.71	-13025.87	-18.35%
6	NIACL	Loss	70990.63	56693.28	-14297.35	-20.14%
7	ONGC	Loss	70930.34	58523.84	-12406.50	-17.49%
<b>Total</b>			<b>496460.96</b>	<b>454994.26</b>	<b>-41466.70</b>	<b>-8.35%</b>

## OVERALL PERFORMANCE SUMMARY

Amount Invested	Sale Proceeds	Profit/(Loss)	%Return
496460.96	454994.26	-41466.70	-8.35%



\* We have considered the market value for open stocks as on the previous day prior to the report for open stocks.

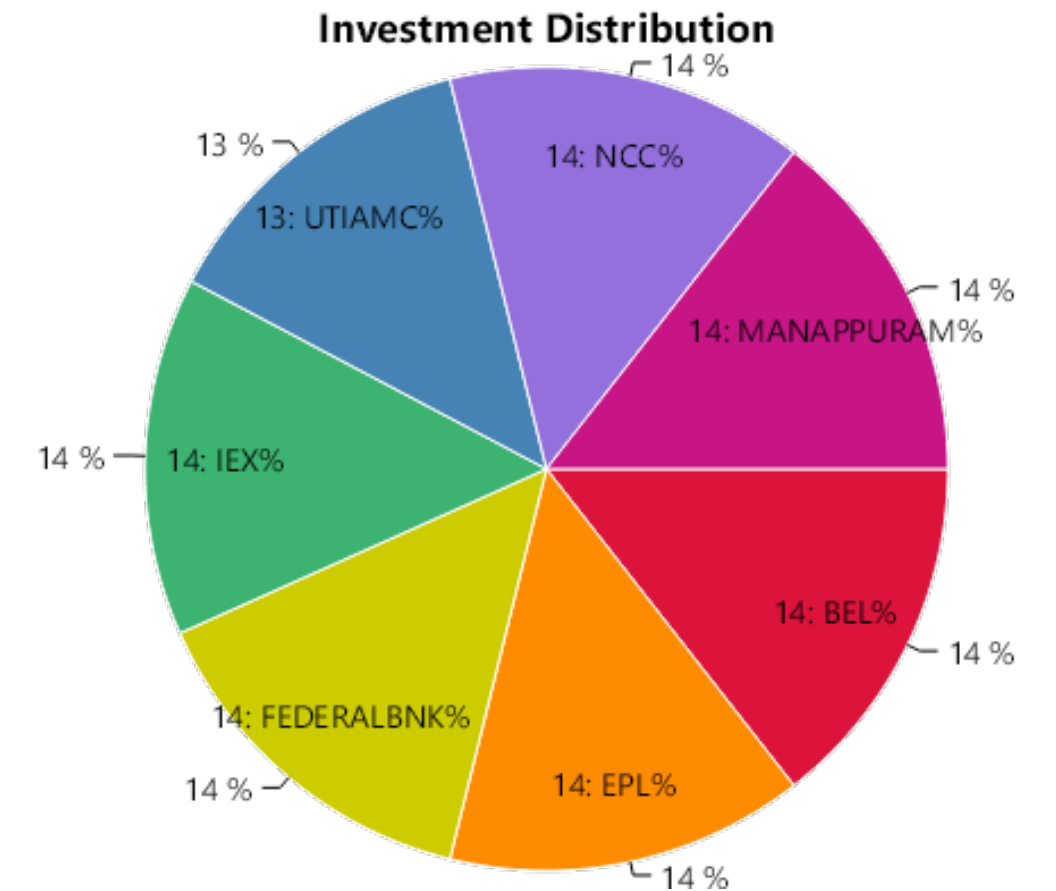
\*\* Includes unrealized gains for open stocks, if any.

## STOCK WISE PERFORMANCE SUMMARY

Sr No.	Stock Name	Status	Amount Invested*	Sale Proceeds*	Profit/(Loss)**	%Return
1	BEL	Profit	21842.72	22723.35	880.63	4.03%
2	EPL	Profit	21774.27	22704.48	930.21	4.27%
3	FEDERALBNK	Profit	21827.52	22665.54	838.02	3.84%
4	IEX	Profit	21939.04	22791.03	851.99	3.88%
5	UTIAMC	Profit	21014.70	21876.17	861.47	4.10%
6	NCC	Open	21709.46	10491.53	-11217.93	-51.67%
7	MANAPPURAM	Loss	21902.87	17171.29	-4731.58	-21.60%
<b>Total</b>			<b>152010.58</b>	<b>140423.39</b>	<b>-11587.19</b>	<b>-7.62%</b>

## OVERALL PERFORMANCE SUMMARY

Amount Invested	Sale Proceeds	Profit/(Loss)	%Return
152010.58	140423.39	-11587.19	-7.62%



\* We have considered the market value for open stocks as on the previous day prior to the report for open stocks.

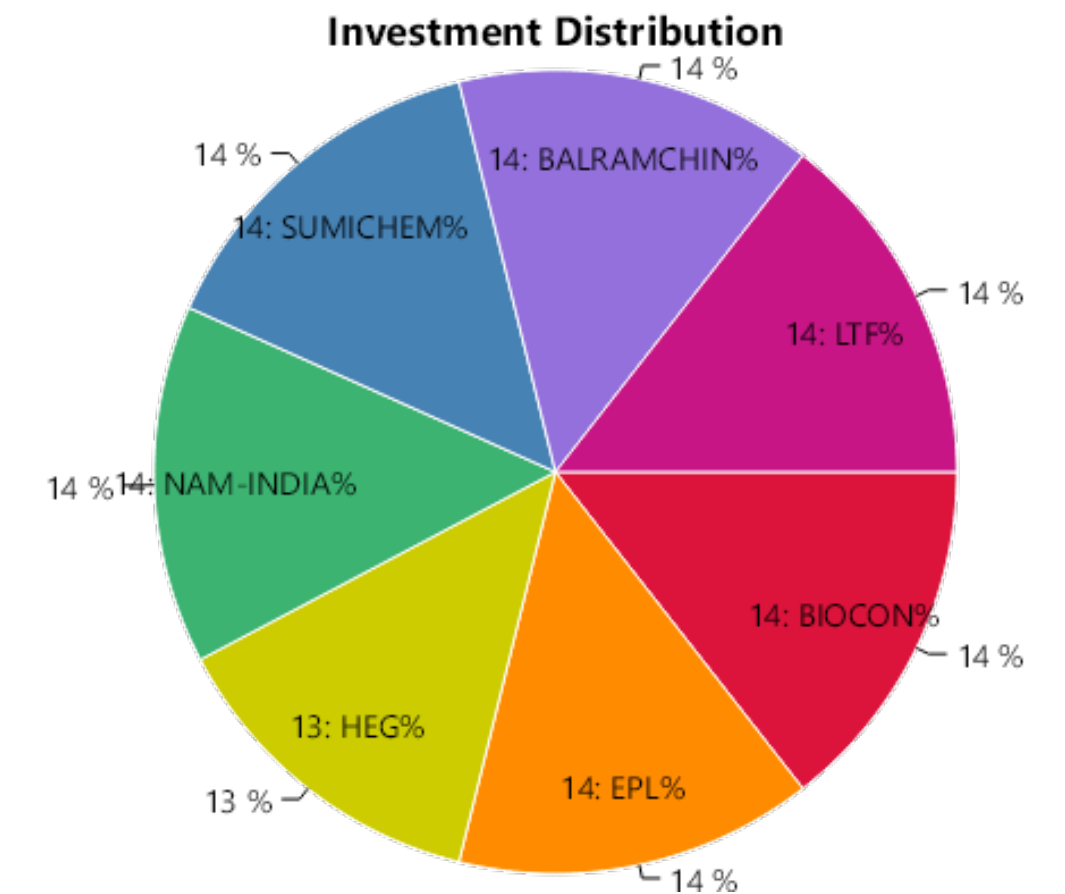
\*\* Includes unrealized gains for open stocks, if any.

## STOCK WISE PERFORMANCE SUMMARY

Sr No.	Stock Name	Status	Amount Invested*	Sale Proceeds*	Profit/(Loss)**	%Return
1	BIOCON	Profit	20575.84	21344.97	769.13	3.74%
2	EPL	Profit	20697.91	21346.79	648.88	3.14%
3	HEG	Profit	19418.08	20211.18	793.10	4.08%
4	NAM-INDIA	Profit	20739.03	21520.06	781.03	3.77%
5	SUMICHEM	Profit	20596.61	21351.16	754.55	3.66%
6	BALRAMCHIN	Loss	20157.43	15901.85	-4255.58	-21.11%
7	LTF	Loss	20568.75	16310.38	-4258.37	-20.70%
<b>Total</b>			<b>142753.65</b>	<b>137986.39</b>	<b>-4767.26</b>	<b>-3.34%</b>

## OVERALL PERFORMANCE SUMMARY

Amount Invested	Sale Proceeds	Profit/(Loss)	%Return
142753.65	137986.39	-4767.26	-3.34%



\* We have considered the market value for open stocks as on the previous day prior to the report for open stocks.

\*\* Includes unrealized gains for open stocks, if any.

## Contact Details

 LKP Securities Ltd, SPIP Division

 91 22 66351336 / 91 22 66351337    [spip@lkpsec.com](mailto:spip@lkpsec.com)

 Registered Office: 203, Embassy Centre, Nariman Point, Mumbai - 400021.

 Registered Office: 2nd Floor, Gala Impecca, Andheri Kurla Road, Near Hotel Courtyard Marriott, Chakala, Andheri (East), Mumbai-400059.

## Compliance & Grievance Officer

 Mr. Ritesh Tiwari

 022-6635 1234

 [ho\\_compliance@lkpsec.com](mailto:ho_compliance@lkpsec.com)

**Disclaimer & Disclosure :** LKP Securities Ltd. (CIN-U67120MH1994PLC080039, www.Lkpsec.com) and its affiliates are a full- fledged, brokerage and financing group. LKP Securities Ltd is a SEBI registered Research Analyst with registration number INH000001758. LKP is a corporate trading member of Bombay Stock Exchange Limited (BSE), National Stock Exchange of India Limited (NSE) and Metropolitan Stock Exchange of India Limited (MSEI). LKP along with its subsidiaries offers the most comprehensive avenues for investments and is engaged in the businesses including stock broking (Institutional and retail), merchant banking, commodity broking, depository participant rendered in connection with distribution of primary market issues and financial products like mutual funds etc.

LKP offers research services to clients. The analyst for this report certifies that all of the views expressed in this report accurately reflect his or her personal views about the subject company or companies and its or their securities, and no part of his or her compensation was, is or will be, directly or indirectly related to specific recommendations or views expressed in this report.

Further, the information in the document has been printed on the basis of publicly available information; internal data and other sources believed to be true and are for general guidance only but which may have not been verified independently. While every effort is made to ensure the accuracy and completeness of information contained, the company takes no responsibility and assumes no liability for any error/ omission or accuracy of the information. Recipients of this material should rely on their own judgments and conclusions from relevant sources before making any investment. The investments discussed or recommended in this report may not be suitable for all investors. Opinion expressed is the current opinion as of the date appearing on the material only. Value of the investments referred to in this material are subject to volatility. Past performance is not a guide for future performance. Investment in securities market are subject to market risks. Read all the related documents carefully before investing. Registration granted by SEBI and certification from NISM in no way guarantee performance of the intermediary or provide any assurance of returns to investors. These securities quoted are for illustration only and are not recommendatory.

Mr. S. Ranganathan (Advisor) - SEBI Registration No-INH2200252399,  
Mr. Kunal Bothra (Research Analyst) - SEBI Registered No. INH000005263

**THANK YOU**