

# SPIP Performance Report 2024-2025

Client Name : SUHASINI RAMDAS SHIVNEKAR

Client Code : RA001701

Date : 23/12/2025



Sr No.	Month	Amount Invested	Sale Proceeds*	Profit/(Loss)**	%Return
1	Aug-2024	497619.19	457740.01	-39879.18	-8.01%
2	Sep-2024	152367.65	146607.68	-5759.97	-3.78%
3	Oct-2024	125616.57	120796.15	-4820.42	-3.84%
4	Nov-2024	247037.97	260892.69	13854.72	5.61%
5	Dec-2024	157274.35	163602.84	6328.49	4.02%
6	Jan-2025	102916.28	124590.65	21674.37	21.06%
7	Feb-2025	65367.62	76380.55	11012.93	16.85%
8	Mar-2025	53993.56	58075.89	4082.33	7.56%

\* We have considered the market value for open stocks as on the previous day prior to the report for open stocks.

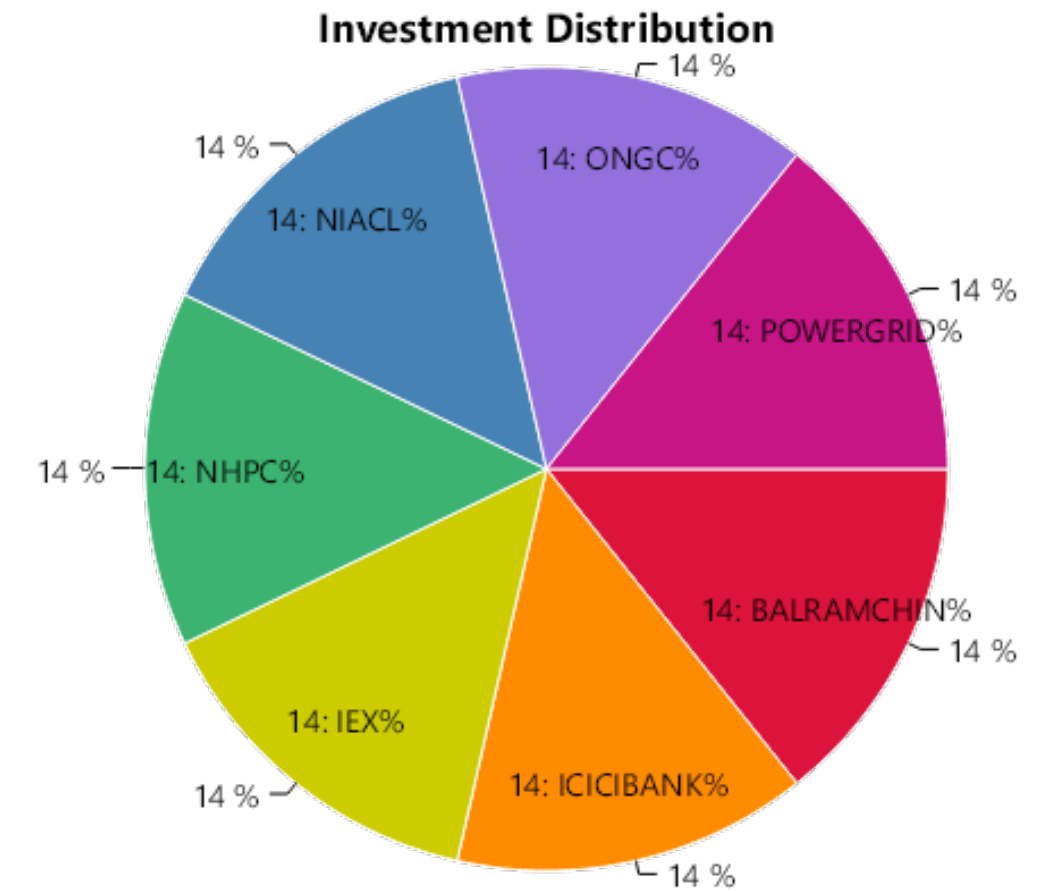
\*\* Includes unrealized gains for open stocks, if any.

## STOCK WISE PERFORMANCE SUMMARY

Sr No.	Stock Name	Status	Amount Invested*	Sale Proceeds*	Profit/(Loss)**	%Return
1	BALRAMCHIN	Profit	70827.02	75610.70	4783.68	6.75%
2	ICICIBANK	Profit	71211.76	75699.60	4487.84	6.30%
3	IEX	Profit	71181.54	76469.56	5288.02	7.43%
4	NHPC	Loss	71146.30	57816.32	-13329.98	-18.74%
5	NIACL	Loss	71157.37	56558.28	-14599.09	-20.52%
6	ONGC	Loss	71096.95	58314.96	-12781.99	-17.98%
7	POWERGRID	Loss	70998.25	57270.59	-13727.66	-19.34%
<b>Total</b>			<b>497619.19</b>	<b>457740.01</b>	<b>-39879.18</b>	<b>-8.01%</b>

## OVERALL PERFORMANCE SUMMARY

Amount Invested	Sale Proceeds	Profit/(Loss)	%Return
497619.19	457740.01	-39879.18	-8.01%



\* We have considered the market value for open stocks as on the previous day prior to the report for open stocks.

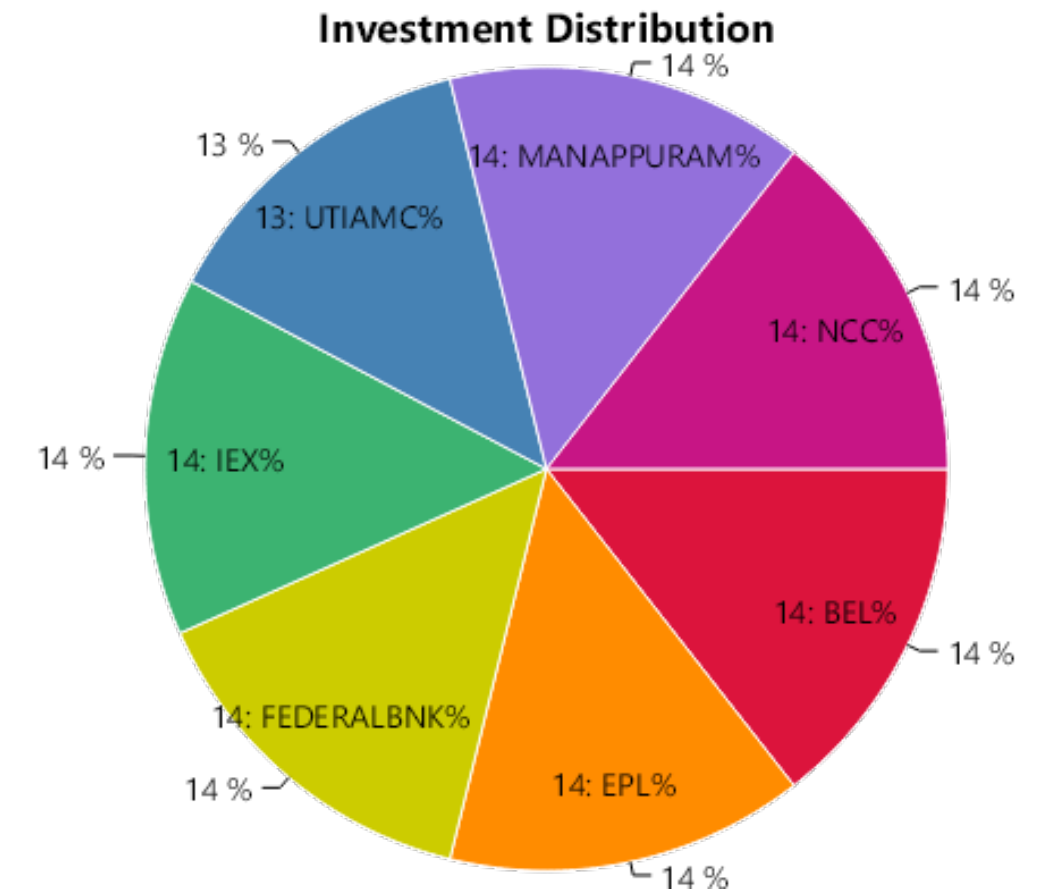
\*\* Includes unrealized gains for open stocks, if any.

## STOCK WISE PERFORMANCE SUMMARY

Sr No.	Stock Name	Status	Amount Invested*	Sale Proceeds*	Profit/(Loss)**	%Return
1	BEL	Profit	21894.03	22676.00	781.97	3.57%
2	EPL	Profit	21825.41	22658.94	833.53	3.82%
3	FEDERALBNK	Profit	21878.79	22611.81	733.02	3.35%
4	IEX	Profit	21990.58	22736.99	746.41	3.39%
5	UTIAMC	Profit	21064.06	21832.29	768.23	3.65%
6	MANAPPURAM	Loss	21954.32	17158.41	-4795.91	-21.84%
7	NCC	Loss	21760.46	16933.24	-4827.22	-22.18%
<b>Total</b>			<b>152367.65</b>	<b>146607.68</b>	<b>-5759.97</b>	<b>-3.78%</b>

## OVERALL PERFORMANCE SUMMARY

Amount Invested	Sale Proceeds	Profit/(Loss)	%Return
152367.65	146607.68	-5759.97	-3.78%



\* We have considered the market value for open stocks as on the previous day prior to the report for open stocks.

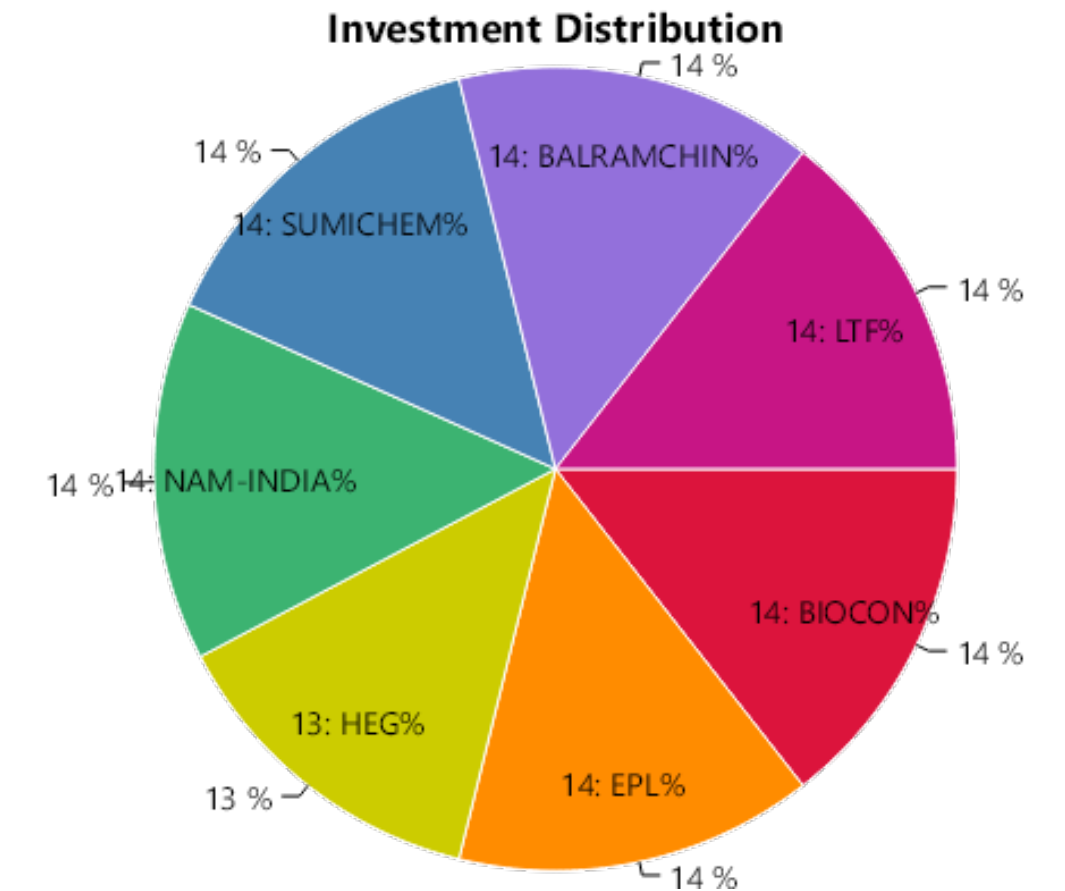
\*\* Includes unrealized gains for open stocks, if any.

## STOCK WISE PERFORMANCE SUMMARY

Sr No.	Stock Name	Status	Amount Invested*	Sale Proceeds*	Profit/(Loss)**	%Return
1	BIOCON	Profit	18069.90	18686.10	616.20	3.41%
2	EPL	Profit	18315.12	18806.56	491.44	2.68%
3	HEG	Profit	17024.70	17649.31	624.61	3.67%
4	NAM-INDIA	Profit	18099.05	18698.99	599.94	3.31%
5	SUMICHEM	Profit	17848.80	18421.26	572.46	3.21%
6	BALRAMCHIN	Loss	18215.59	14278.14	-3937.45	-21.62%
7	LTF	Loss	18043.41	14255.79	-3787.62	-20.99%
<b>Total</b>			<b>125616.57</b>	<b>120796.15</b>	<b>-4820.42</b>	<b>-3.84%</b>

## OVERALL PERFORMANCE SUMMARY

Amount Invested	Sale Proceeds	Profit/(Loss)	%Return
125616.57	120796.15	-4820.42	-3.84%



\* We have considered the market value for open stocks as on the previous day prior to the report for open stocks.

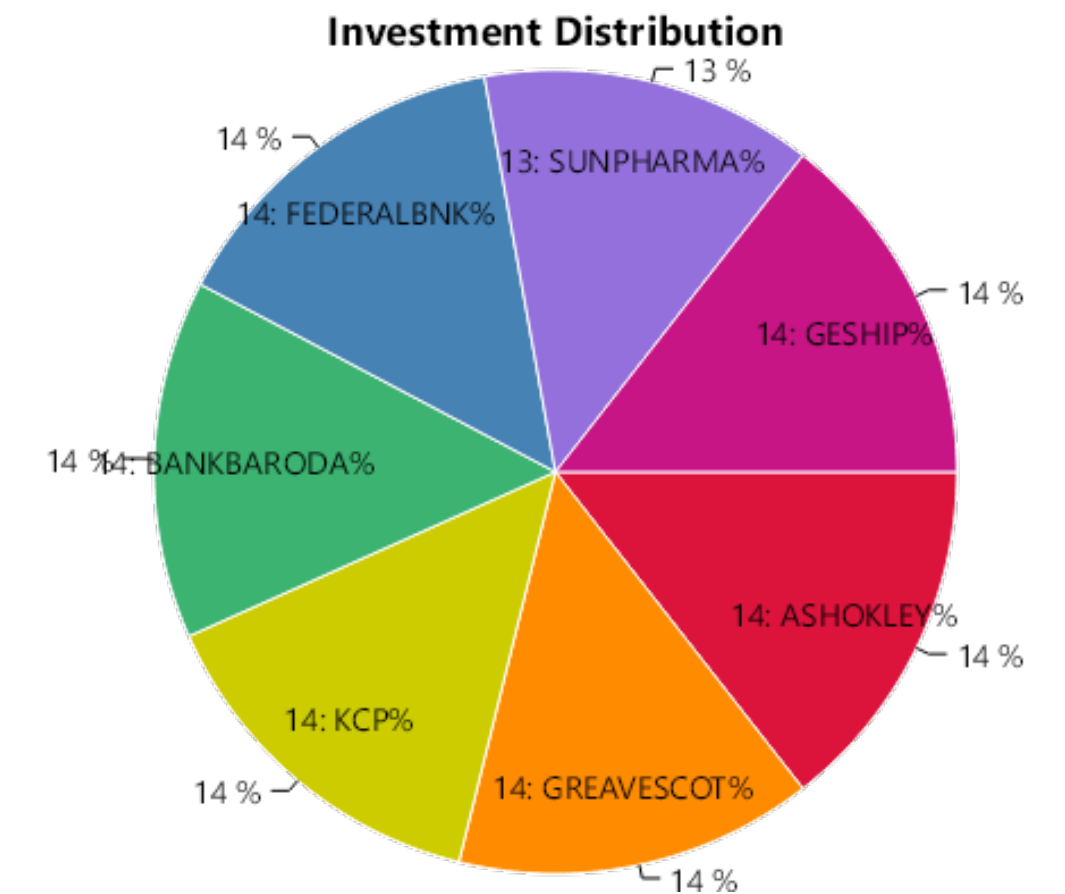
\*\* Includes unrealized gains for open stocks, if any.

## STOCK WISE PERFORMANCE SUMMARY

Sr No.	Stock Name	Status	Amount Invested*	Sale Proceeds*	Profit/(Loss)**	%Return
1	ASHOKLEY	Profit	36244.32	37652.37	1408.05	3.88%
2	GREAVESCOT	Profit	35299.65	37301.37	2001.72	5.67%
3	KCP	Profit	35440.32	37434.18	1993.86	5.63%
4	BANKBARODA	Open	35440.62	40866.00	5425.38	15.31%
5	FEDERALBNK	Open	35272.07	46293.80	11021.73	31.25%
6	SUNPHARMA	Open	34504.67	33626.20	-878.47	-2.55%
7	GESHIP	Loss	34836.32	27718.77	-7117.55	-20.43%
<b>Total</b>			<b>247037.97</b>	<b>260892.69</b>	<b>13854.72</b>	<b>5.61%</b>

## OVERALL PERFORMANCE SUMMARY

Amount Invested	Sale Proceeds	Profit/(Loss)	%Return
247037.97	260892.69	13854.72	5.61%



\* We have considered the market value for open stocks as on the previous day prior to the report for open stocks.

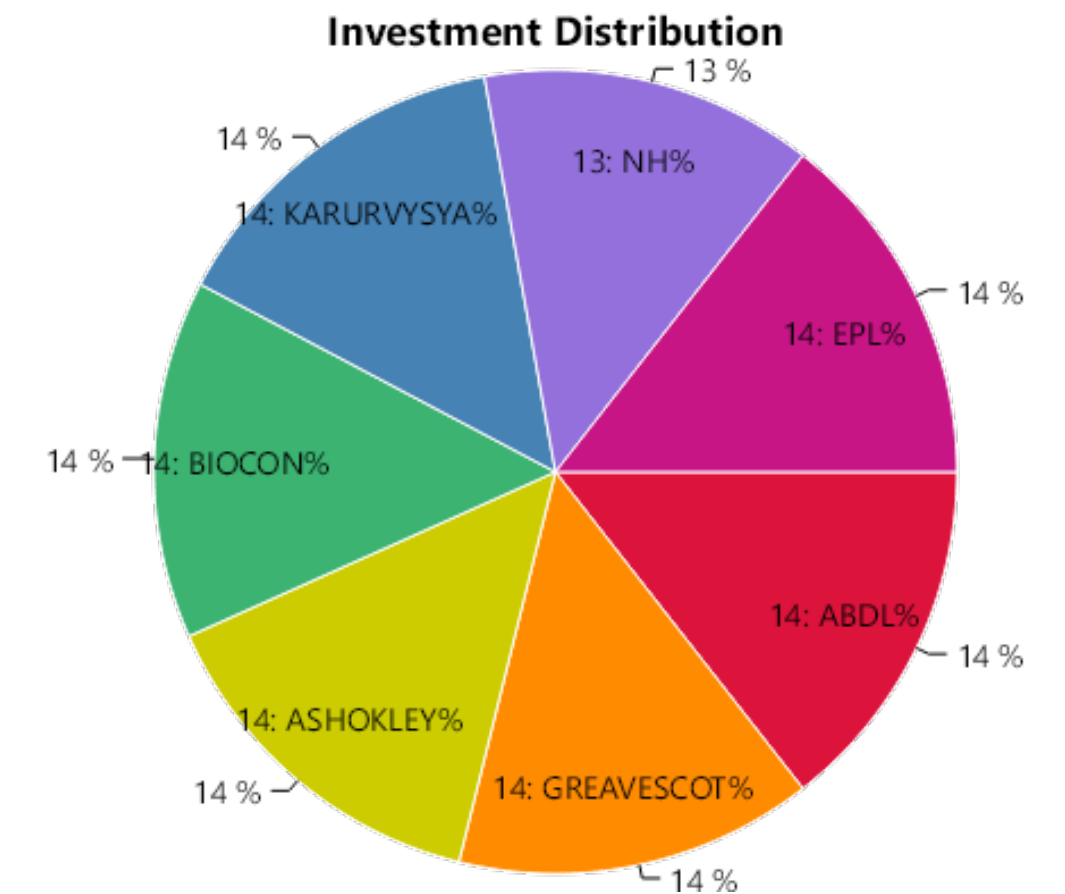
\*\* Includes unrealized gains for open stocks, if any.

## STOCK WISE PERFORMANCE SUMMARY

Sr No.	Stock Name	Status	Amount Invested*	Sale Proceeds*	Profit/(Loss)**	%Return
1	ABDL	Profit	22371.30	23444.19	1072.89	4.80%
2	GREAVESCOT	Profit	22759.82	27885.34	5125.52	22.52%
3	ASHOKLEY	Open	22546.48	16996.80	-5549.68	-24.61%
4	BIOCON	Open	22669.78	23958.00	1288.22	5.68%
5	KARURVYSYA	Open	22652.70	23237.36	584.66	2.58%
6	NH	Open	21611.52	30345.60	8734.08	40.41%
7	EPL	Loss	22662.75	17735.55	-4927.20	-21.74%
<b>Total</b>			<b>157274.35</b>	<b>163602.84</b>	<b>6328.49</b>	<b>4.02%</b>

## OVERALL PERFORMANCE SUMMARY

Amount Invested	Sale Proceeds	Profit/(Loss)	%Return
157274.35	163602.84	6328.49	4.02%



\* We have considered the market value for open stocks as on the previous day prior to the report for open stocks.

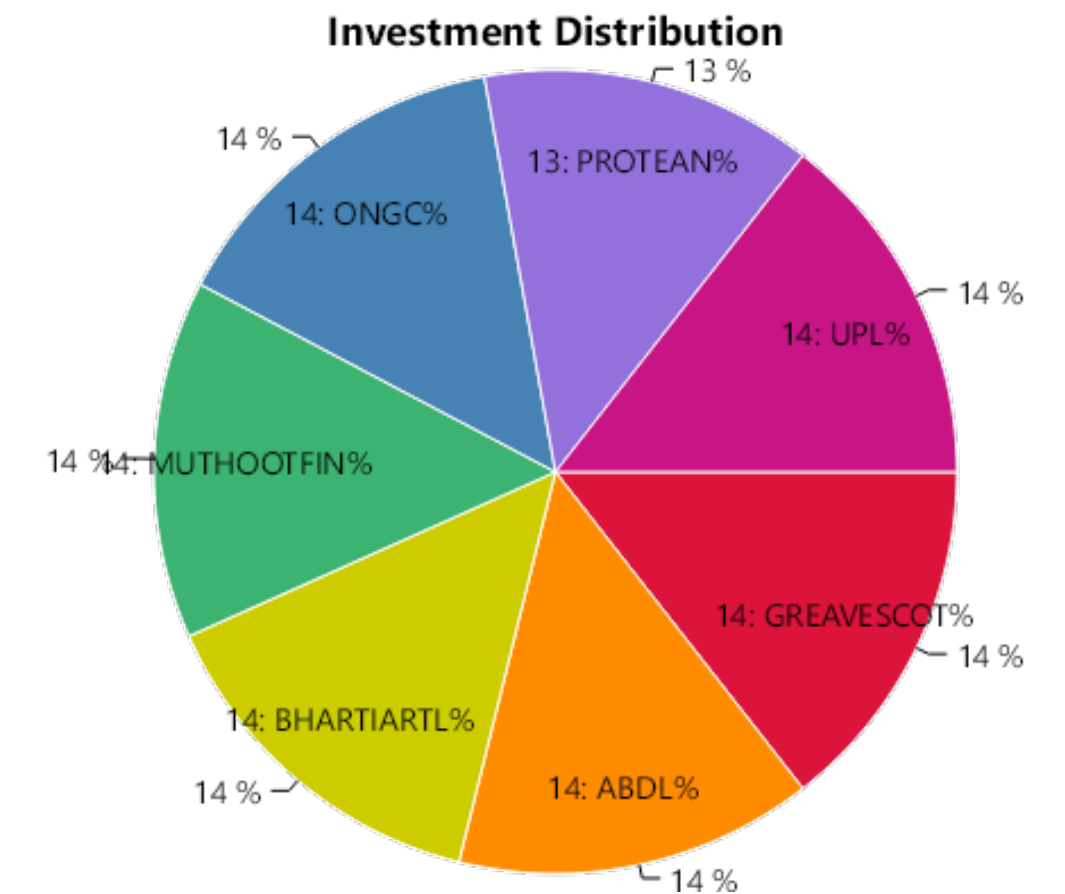
\*\* Includes unrealized gains for open stocks, if any.

## STOCK WISE PERFORMANCE SUMMARY

Sr No.	Stock Name	Status	Amount Invested*	Sale Proceeds*	Profit/(Loss)**	%Return
1	GREAVESCOT	Profit	15050.75	15628.54	577.79	3.84%
2	ABDL	Open	14864.43	22584.60	7720.17	51.94%
3	BHARTIARTL	Open	14499.17	19328.40	4829.23	33.31%
4	MUTHOOTFIN	Open	14914.69	26532.80	11618.11	77.90%
5	ONGC	Open	15037.20	13348.26	-1688.94	-11.23%
6	PROTEAN	Open	13857.36	6201.20	-7656.16	-55.25%
7	UPL	Open	14692.68	20966.85	6274.17	42.70%
<b>Total</b>			<b>102916.28</b>	<b>124590.65</b>	<b>21674.37</b>	<b>21.06%</b>

## OVERALL PERFORMANCE SUMMARY

Amount Invested	Sale Proceeds	Profit/(Loss)	%Return
102916.28	124590.65	21674.37	21.06%



\* We have considered the market value for open stocks as on the previous day prior to the report for open stocks.

\*\* Includes unrealized gains for open stocks, if any.

## STOCK WISE PERFORMANCE SUMMARY

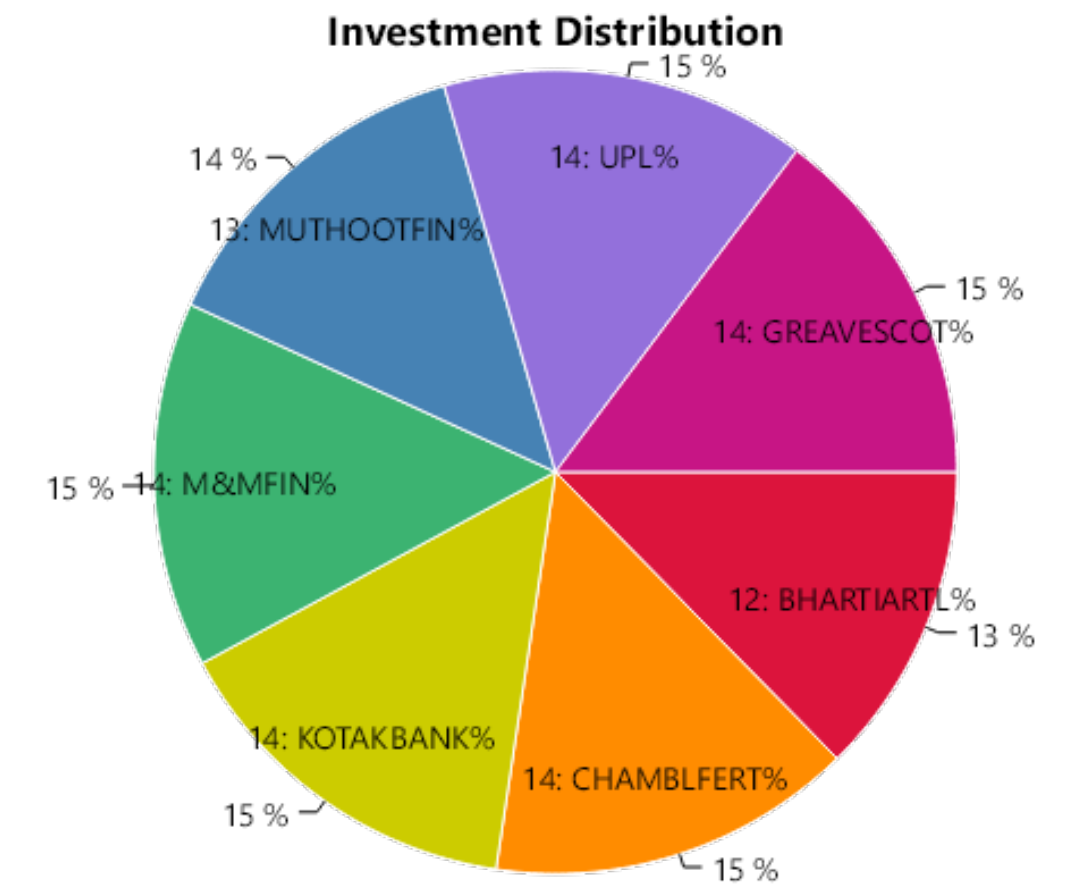
Sr No.	Stock Name	Status	Amount Invested*	Sale Proceeds*	Profit/(Loss)**	%Return
1	BHARTIARTL	Open	8492.25	10738.00	2245.75	26.44%
2	CHAMBLFERT	Open	9413.84	7921.15	-1492.69	-15.86%
3	KOTAKBANK	Open	9723.38	10748.50	1025.12	10.54%
4	M&MFIN	Open	9543.88	12617.60	3073.72	32.21%
5	MUTHOOTFIN	Open	9024.90	15161.60	6136.70	68.00%
6	UPL	Open	9617.85	11648.25	2030.40	21.11%
7	GREAVESCOT	Loss	9551.52	7545.45	-2006.07	-21.00%
<b>Total</b>			<b>65367.62</b>	<b>76380.55</b>	<b>11012.93</b>	<b>16.85%</b>

## OVERALL PERFORMANCE SUMMARY

Amount Invested	Sale Proceeds	Profit/(Loss)	%Return
65367.62	76380.55	11012.93	16.85%

\* We have considered the market value for open stocks as on the previous day prior to the report for open stocks.

\*\* Includes unrealized gains for open stocks, if any.

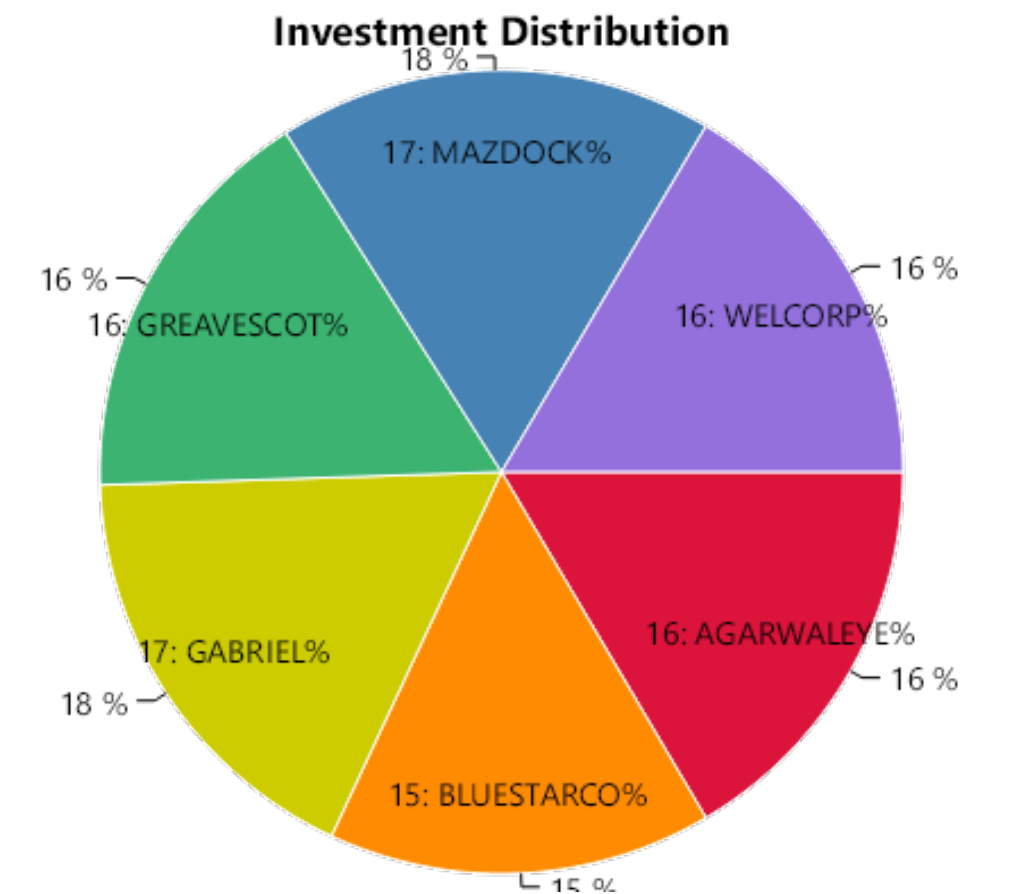


## STOCK WISE PERFORMANCE SUMMARY

Sr No.	Stock Name	Status	Amount Invested*	Sale Proceeds*	Profit/(Loss)**	%Return
1	AGARWALEYE	Profit	9104.92	9894.28	789.36	8.67%
2	BLUESTARCO	Profit	8205.64	8644.56	438.92	5.35%
3	GABRIEL	Profit	9274.68	9743.04	468.36	5.05%
4	GREAVESCOT	Profit	9166.52	10442.31	1275.79	13.92%
5	MAZDOCK	Profit	9320.36	9862.44	542.08	5.82%
6	WELCORP	Profit	8921.44	9489.26	567.82	6.36%
7	COROMANDEL	Out of range	0.00	0.00	0.00	0%
<b>Total</b>			<b>53993.56</b>	<b>58075.89</b>	<b>4082.33</b>	<b>7.56%</b>

## OVERALL PERFORMANCE SUMMARY

Amount Invested	Sale Proceeds	Profit/(Loss)	%Return
53993.56	58075.89	4082.33	7.56%



\* We have considered the market value for open stocks as on the previous day prior to the report for open stocks.

\*\* Includes unrealized gains for open stocks, if any.

## Contact Details

 LKP Securities Ltd, SPIP Division

 91 22 66351336 / 91 22 66351337    [spip@lkpsec.com](mailto:spip@lkpsec.com)

 Registered Office: 203, Embassy Centre, Nariman Point, Mumbai - 400021.

 Registered Office: 2nd Floor, Gala Impecca, Andheri Kurla Road, Near Hotel Courtyard Marriott, Chakala, Andheri (East), Mumbai-400059.

## Compliance & Grievance Officer

 Mr. Ritesh Tiwari

 022-6635 1234

 [ho\\_compliance@lkpsec.com](mailto:ho_compliance@lkpsec.com)

**Disclaimer & Disclosure :** LKP Securities Ltd. (CIN-U67120MH1994PLC080039, www.Lkpsec.com) and its affiliates are a full- fledged, brokerage and financing group. LKP Securities Ltd is a SEBI registered Research Analyst with registration number INH000001758. LKP is a corporate trading member of Bombay Stock Exchange Limited (BSE), National Stock Exchange of India Limited (NSE) and Metropolitan Stock Exchange of India Limited (MSEI). LKP along with its subsidiaries offers the most comprehensive avenues for investments and is engaged in the businesses including stock broking (Institutional and retail), merchant banking, commodity broking, depository participant rendered in connection with distribution of primary market issues and financial products like mutual funds etc.

LKP offers research services to clients. The analyst for this report certifies that all of the views expressed in this report accurately reflect his or her personal views about the subject company or companies and its or their securities, and no part of his or her compensation was, is or will be, directly or indirectly related to specific recommendations or views expressed in this report.

Further, the information in the document has been printed on the basis of publicly available information; internal data and other sources believed to be true and are for general guidance only but which may have not been verified independently. While every effort is made to ensure the accuracy and completeness of information contained, the company takes no responsibility and assumes no liability for any error/ omission or accuracy of the information. Recipients of this material should rely on their own judgments and conclusions from relevant sources before making any investment. The investments discussed or recommended in this report may not be suitable for all investors. Opinion expressed is the current opinion as of the date appearing on the material only. Value of the investments referred to in this material are subject to volatility. Past performance is not a guide for future performance. Investment in securities market are subject to market risks. Read all the related documents carefully before investing. Registration granted by SEBI and certification from NISM in no way guarantee performance of the intermediary or provide any assurance of returns to investors. These securities quoted are for illustration only and are not recommendatory.

Mr. S. Ranganathan (Advisor) - SEBI Registration No-INH2200252399,  
Mr. Kunal Bothra (Research Analyst) - SEBI Registered No. INH000005263



**THANK YOU**