

# SPIP Performance Report 2024-2025

Client Name : ABHILASHA NAKUL SOMANI

Client Code : RA001712

Date : 23/12/2025



Sr No.	Month	Amount Invested	Sale Proceeds*	Profit/(Loss)**	%Return
1	Aug-2024	993411.29	916264.80	-77146.49	-7.77%
2	Sep-2024	308197.66	296503.04	-11694.62	-3.79%
3	Oct-2024	283703.58	273140.50	-10563.08	-3.72%
4	Nov-2024	360486.50	344613.31	-15873.19	-4.40%
5	Dec-2024	284107.31	271183.85	-12923.46	-4.55%

\* We have considered the market value for open stocks as on the previous day prior to the report for open stocks.

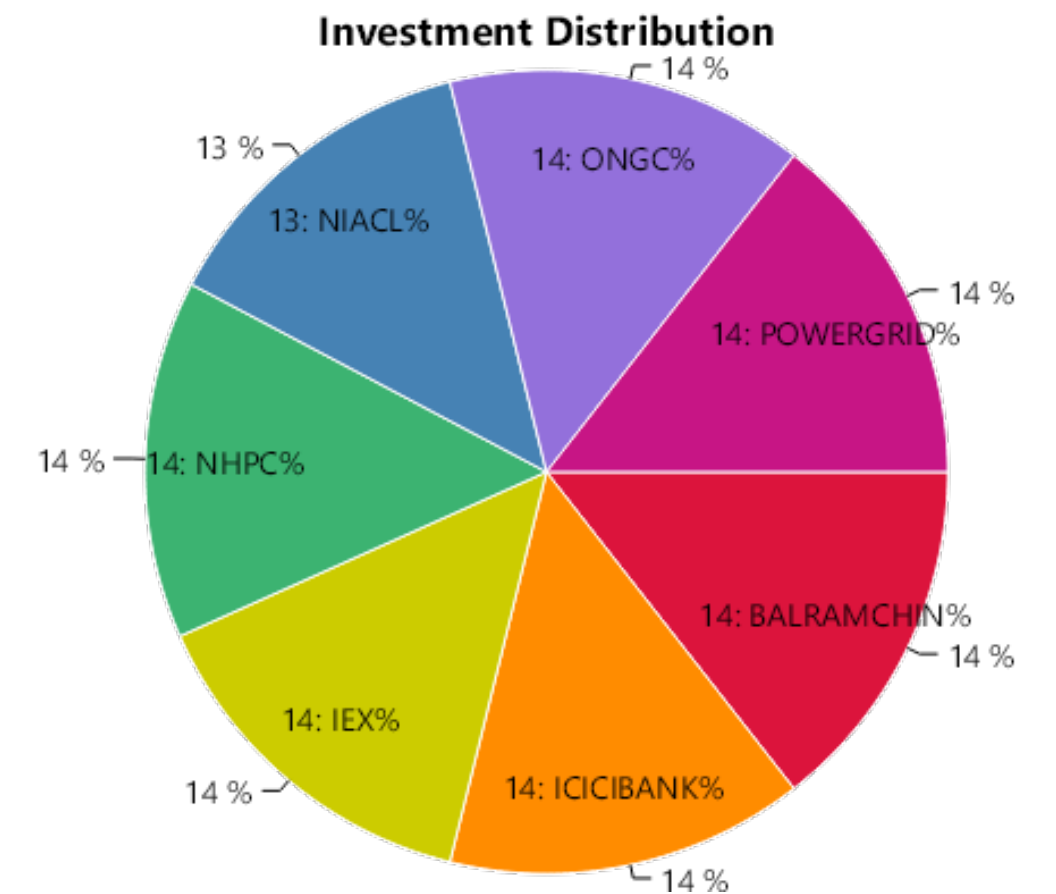
\*\* Includes unrealized gains for open stocks, if any.

## STOCK WISE PERFORMANCE SUMMARY

Sr No.	Stock Name	Status	Amount Invested*	Sale Proceeds*	Profit/(Loss)**	%Return
1	BALRAMCHIN	Profit	142128.25	151728.39	9600.14	6.75%
2	ICICIBANK	Profit	142440.67	151399.20	8958.53	6.29%
3	IEX	Profit	145921.14	152939.15	7018.01	4.81%
4	NHPC	Loss	140993.61	115713.15	-25280.46	-17.93%
5	NIACL	Loss	137544.18	113197.20	-24346.98	-17.70%
6	ONGC	Loss	142036.41	116462.75	-25573.66	-18.01%
7	POWERGRID	Loss	142347.03	114824.96	-27522.07	-19.33%
	<b>Total</b>		<b>993411.29</b>	<b>916264.80</b>	<b>-77146.49</b>	<b>-7.77%</b>

## OVERALL PERFORMANCE SUMMARY

Amount Invested	Sale Proceeds	Profit/(Loss)	%Return
993411.29	916264.80	-77146.49	-7.77%



\* We have considered the market value for open stocks as on the previous day prior to the report for open stocks.

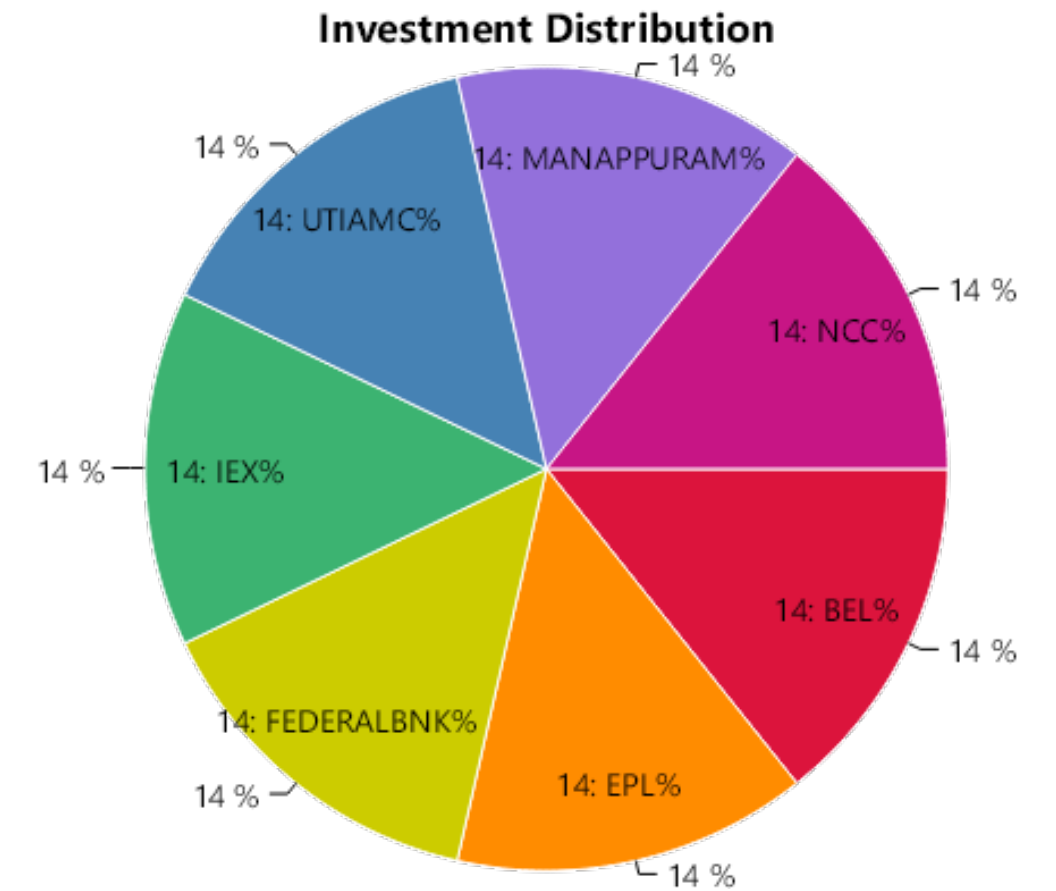
\*\* Includes unrealized gains for open stocks, if any.

## STOCK WISE PERFORMANCE SUMMARY

Sr No.	Stock Name	Status	Amount Invested*	Sale Proceeds*	Profit/(Loss)**	%Return
1	BEL	Profit	44093.51	45653.74	1560.23	3.54%
2	EPL	Profit	44159.19	45844.82	1685.63	3.82%
3	FEDERALBNK	Profit	44156.17	45635.15	1478.98	3.35%
4	IEX	Profit	44189.40	45688.69	1499.29	3.39%
5	UTIAMC	Profit	43299.13	44877.49	1578.36	3.65%
6	MANAPPURAM	Loss	44128.98	34431.65	-9697.33	-21.97%
7	NCC	Loss	44171.28	34371.50	-9799.78	-22.19%
<b>Total</b>			<b>308197.66</b>	<b>296503.04</b>	<b>-11694.62</b>	<b>-3.79%</b>

## OVERALL PERFORMANCE SUMMARY

Amount Invested	Sale Proceeds	Profit/(Loss)	%Return
308197.66	296503.04	-11694.62	-3.79%



\* We have considered the market value for open stocks as on the previous day prior to the report for open stocks.

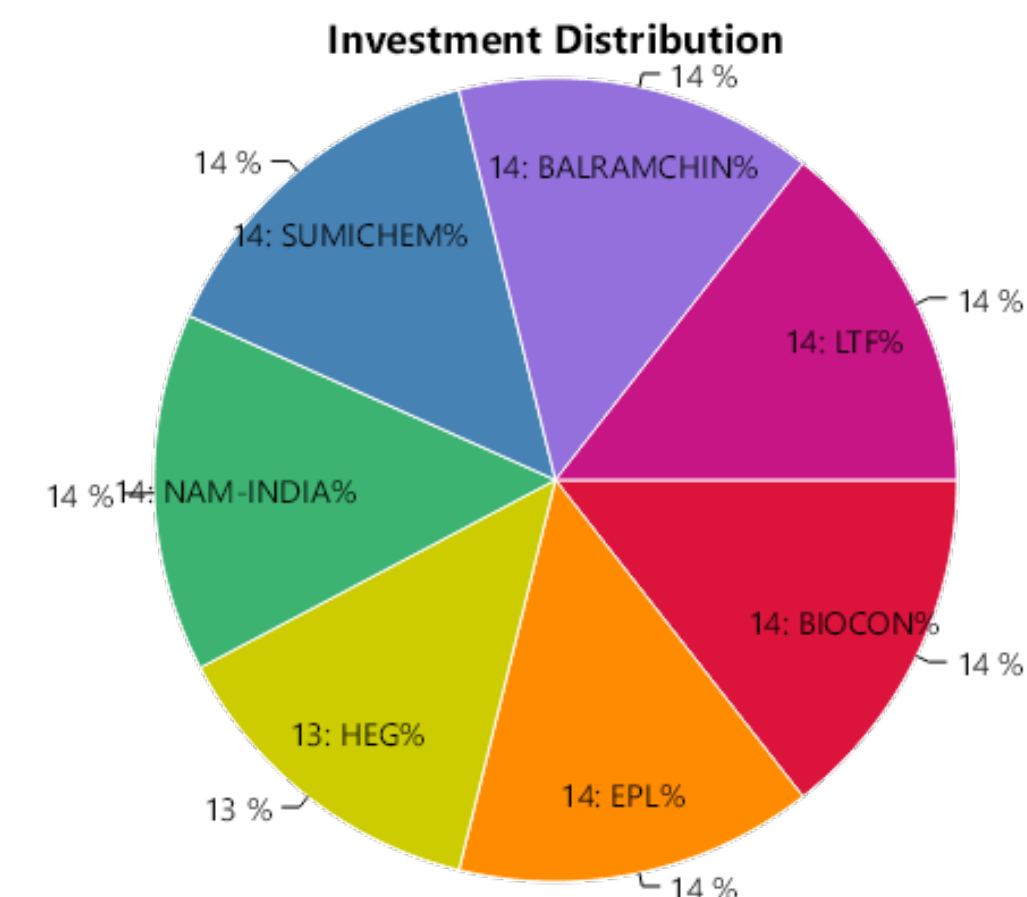
\*\* Includes unrealized gains for open stocks, if any.

## STOCK WISE PERFORMANCE SUMMARY

Sr No.	Stock Name	Status	Amount Invested*	Sale Proceeds*	Profit/(Loss)**	%Return
1	BIOCON	Profit	40696.06	42230.59	1534.53	3.77%
2	EPL	Profit	41209.02	42314.51	1105.49	2.68%
3	HEG	Profit	38913.60	40341.28	1427.68	3.67%
4	NAM-INDIA	Profit	40890.44	42245.82	1355.38	3.31%
5	SUMICHEM	Profit	40717.58	42024.84	1307.26	3.21%
6	BALRAMCHIN	Loss	40449.76	31728.30	-8721.46	-21.56%
7	LTF	Loss	40827.12	32255.16	-8571.96	-21.00%
<b>Total</b>			<b>283703.58</b>	<b>273140.50</b>	<b>-10563.08</b>	<b>-3.72%</b>

## OVERALL PERFORMANCE SUMMARY

Amount Invested	Sale Proceeds	Profit/(Loss)	%Return
283703.58	273140.50	-10563.08	-3.72%



\* We have considered the market value for open stocks as on the previous day prior to the report for open stocks.

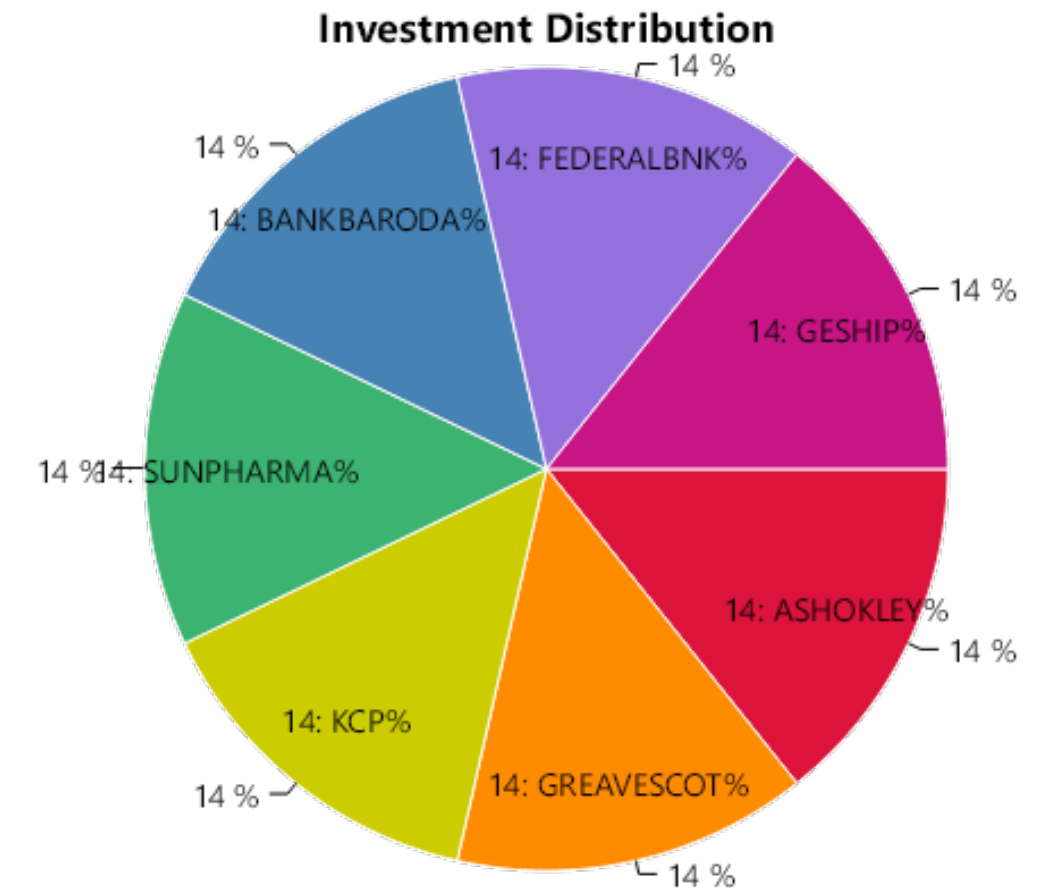
\*\* Includes unrealized gains for open stocks, if any.

## STOCK WISE PERFORMANCE SUMMARY

Sr No.	Stock Name	Status	Amount Invested*	Sale Proceeds*	Profit/(Loss)**	%Return
1	ASHOKLEY	Profit	52002.72	54023.51	2020.79	3.89%
2	GREAVESCOT	Profit	51787.44	54166.55	2379.11	4.59%
3	KCP	Profit	51761.52	54780.72	3019.20	5.83%
4	SUNPHARMA	Profit	50848.98	51128.56	279.58	0.55%
5	BANKBARODA	Loss	51671.11	41363.74	-10307.37	-19.95%
6	FEDERALBNK	Loss	51762.73	49005.24	-2757.49	-5.33%
7	GESHIP	Loss	50652.00	40144.99	-10507.01	-20.74%
<b>Total</b>			<b>360486.50</b>	<b>344613.31</b>	<b>-15873.19</b>	<b>-4.40%</b>

## OVERALL PERFORMANCE SUMMARY

Amount Invested	Sale Proceeds	Profit/(Loss)	%Return
360486.50	344613.31	-15873.19	-4.40%



\* We have considered the market value for open stocks as on the previous day prior to the report for open stocks.

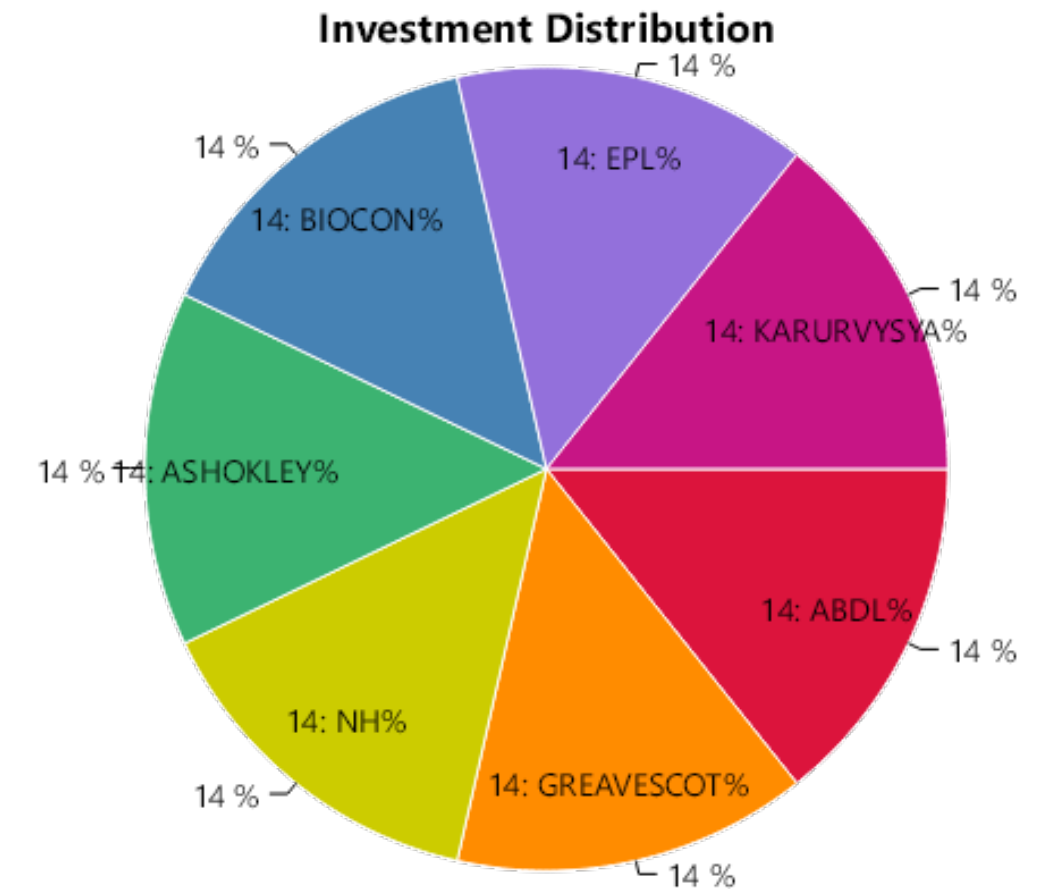
\*\* Includes unrealized gains for open stocks, if any.

## STOCK WISE PERFORMANCE SUMMARY

Sr No.	Stock Name	Status	Amount Invested*	Sale Proceeds*	Profit/(Loss)**	%Return
1	ABDL	Profit	40641.20	42590.28	1949.08	4.80%
2	GREAVESCOT	Profit	40686.27	49848.77	9162.50	22.52%
3	NH	Profit	40521.60	42479.40	1957.80	4.83%
4	ASHOKLEY	Loss	40533.19	40309.98	-223.21	-0.55%
5	BIOCON	Loss	40470.79	32343.96	-8126.83	-20.08%
6	EPL	Loss	40627.13	31794.51	-8832.62	-21.74%
7	KARURVYSYA	Loss	40627.13	31816.95	-8810.18	-21.69%
<b>Total</b>			<b>284107.31</b>	<b>271183.85</b>	<b>-12923.46</b>	<b>-4.55%</b>

## OVERALL PERFORMANCE SUMMARY

Amount Invested	Sale Proceeds	Profit/(Loss)	%Return
284107.31	271183.85	-12923.46	-4.55%



\* We have considered the market value for open stocks as on the previous day prior to the report for open stocks.

\*\* Includes unrealized gains for open stocks, if any.

## Contact Details

 LKP Securities Ltd, SPIP Division

 91 22 66351336 / 91 22 66351337     [spip@lkpsec.com](mailto:spip@lkpsec.com)

 Registered Office: 203, Embassy Centre, Nariman Point, Mumbai - 400021.

 Registered Office: 2nd Floor, Gala Impecca, Andheri Kurla Road, Near Hotel Courtyard Marriott, Chakala, Andheri (East), Mumbai-400059.

## Compliance & Grievance Officer

 Mr. Ritesh Tiwari

 022-6635 1234

 [ho\\_compliance@lkpsec.com](mailto:ho_compliance@lkpsec.com)

**Disclaimer & Disclosure :** LKP Securities Ltd. (CIN-U67120MH1994PLC080039, www.Lkpsec.com) and its affiliates are a full- fledged, brokerage and financing group. LKP Securities Ltd is a SEBI registered Research Analyst with registration number INH000001758. LKP is a corporate trading member of Bombay Stock Exchange Limited (BSE), National Stock Exchange of India Limited (NSE) and Metropolitan Stock Exchange of India Limited (MSEI). LKP along with its subsidiaries offers the most comprehensive avenues for investments and is engaged in the businesses including stock broking (Institutional and retail), merchant banking, commodity broking, depository participant rendered in connection with distribution of primary market issues and financial products like mutual funds etc.

LKP offers research services to clients. The analyst for this report certifies that all of the views expressed in this report accurately reflect his or her personal views about the subject company or companies and its or their securities, and no part of his or her compensation was, is or will be, directly or indirectly related to specific recommendations or views expressed in this report.

Further, the information in the document has been printed on the basis of publicly available information; internal data and other sources believed to be true and are for general guidance only but which may have not been verified independently. While every effort is made to ensure the accuracy and completeness of information contained, the company takes no responsibility and assumes no liability for any error/ omission or accuracy of the information. Recipients of this material should rely on their own judgments and conclusions from relevant sources before making any investment. The investments discussed or recommended in this report may not be suitable for all investors. Opinion expressed is the current opinion as of the date appearing on the material only. Value of the investments referred to in this material are subject to volatility. Past performance is not a guide for future performance. Investment in securities market are subject to market risks. Read all the related documents carefully before investing. Registration granted by SEBI and certification from NISM in no way guarantee performance of the intermediary or provide any assurance of returns to investors. These securities quoted are for illustration only and are not recommendatory.

Mr. S. Ranganathan (Advisor) - SEBI Registration No-INH2200252399,  
Mr. Kunal Bothra (Research Analyst) - SEBI Registered No. INH000005263



**THANK YOU**