

# SPIP Performance Report 2024-2025

Client Name : VIJAY P MAKWANA

Client Code : RA001721

Date : 23/12/2025



Sr No.	Month	Amount Invested	Sale Proceeds*	Profit/(Loss)**	%Return
1	Aug-2024	497053.86	458248.03	-38805.83	-7.81%
2	Sep-2024	148343.24	143107.34	-5235.90	-3.53%
3	Oct-2024	139197.03	134296.33	-4900.70	-3.52%
4	Nov-2024	246819.78	247287.97	468.19	0.19%
5	Dec-2024	143670.80	126400.84	-17269.96	-12.02%
6	Jan-2025	110535.64	105641.15	-4894.49	-4.43%

\* We have considered the market value for open stocks as on the previous day prior to the report for open stocks.

\*\* Includes unrealized gains for open stocks, if any.

## STOCK WISE PERFORMANCE SUMMARY

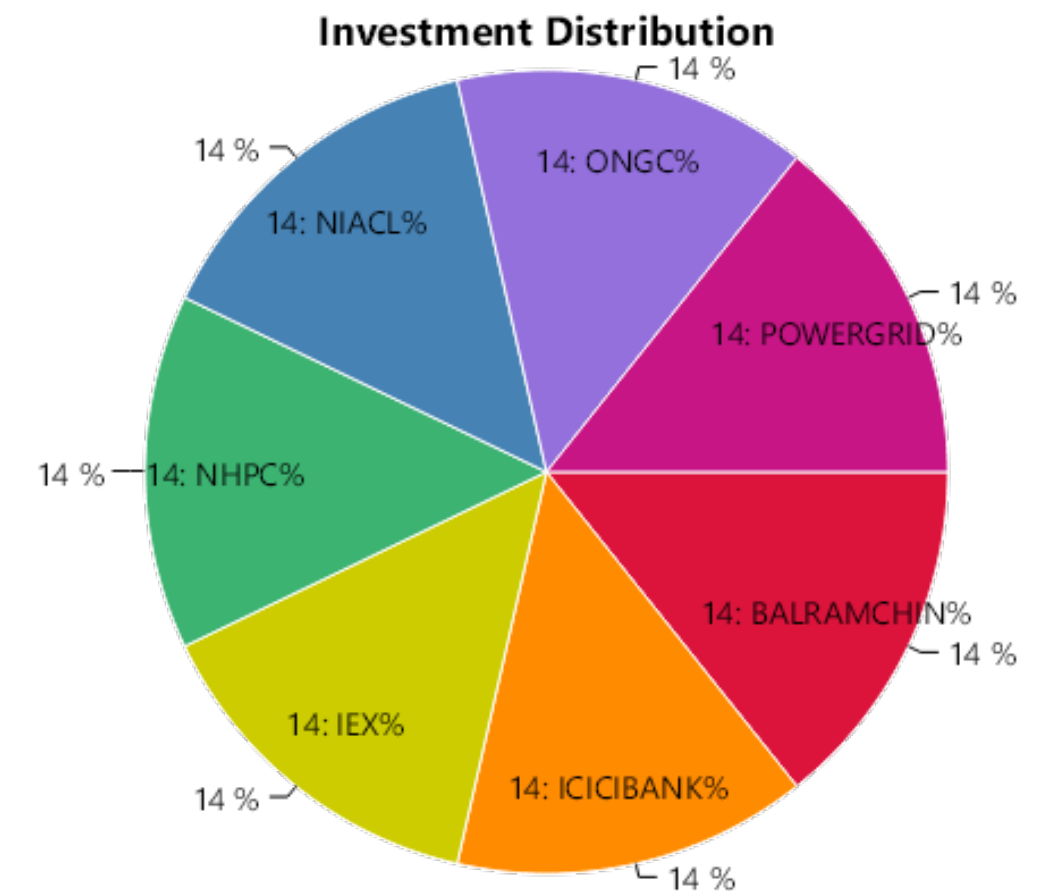
Sr No.	Stock Name	Status	Amount Invested*	Sale Proceeds*	Profit/(Loss)**	%Return
1	BALRAMCHIN	Profit	70744.37	75701.25	4956.88	7.01%
2	ICICIBANK	Profit	71144.81	75775.80	4630.99	6.51%
3	IEX	Profit	71098.14	76559.55	5461.41	7.68%
4	NHPC	Loss	71064.61	57883.34	-13181.27	-18.55%
5	NIACL	Loss	71072.79	56625.95	-14446.84	-20.33%
6	ONGC	Loss	71013.12	58363.03	-12650.09	-17.81%
7	POWERGRID	Loss	70916.02	57339.11	-13576.91	-19.15%
<b>Total</b>			<b>497053.86</b>	<b>458248.03</b>	<b>-38805.83</b>	<b>-7.81%</b>

## OVERALL PERFORMANCE SUMMARY

Amount Invested	Sale Proceeds	Profit/(Loss)	%Return
497053.86	458248.03	-38805.83	-7.81%

\* We have considered the market value for open stocks as on the previous day prior to the report for open stocks.

\*\* Includes unrealized gains for open stocks, if any.

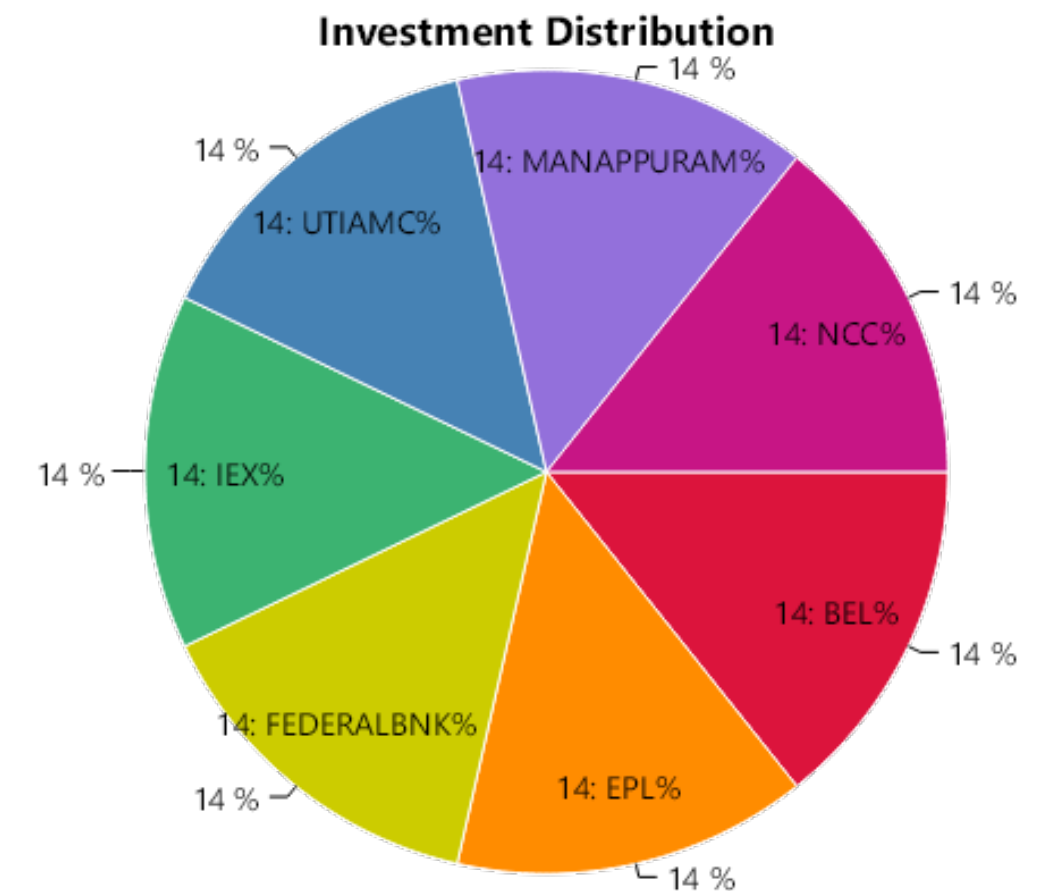


## STOCK WISE PERFORMANCE SUMMARY

Sr No.	Stock Name	Status	Amount Invested*	Sale Proceeds*	Profit/(Loss)**	%Return
1	BEL	Profit	21261.00	22075.92	814.92	3.83%
2	EPL	Profit	21293.14	22154.16	861.02	4.04%
3	FEDERALBNK	Profit	21257.24	22021.38	764.14	3.59%
4	IEX	Profit	21135.54	21905.61	770.07	3.64%
5	UTIAMC	Profit	21039.50	21854.16	814.66	3.87%
6	MANAPPURAM	Loss	21270.59	16649.47	-4621.12	-21.73%
7	NCC	Loss	21086.23	16446.64	-4639.59	-22.00%
<b>Total</b>			<b>148343.24</b>	<b>143107.34</b>	<b>-5235.90</b>	<b>-3.53%</b>

## OVERALL PERFORMANCE SUMMARY

Amount Invested	Sale Proceeds	Profit/(Loss)	%Return
148343.24	143107.34	-5235.90	-3.53%



\* We have considered the market value for open stocks as on the previous day prior to the report for open stocks.

\*\* Includes unrealized gains for open stocks, if any.

## STOCK WISE PERFORMANCE SUMMARY

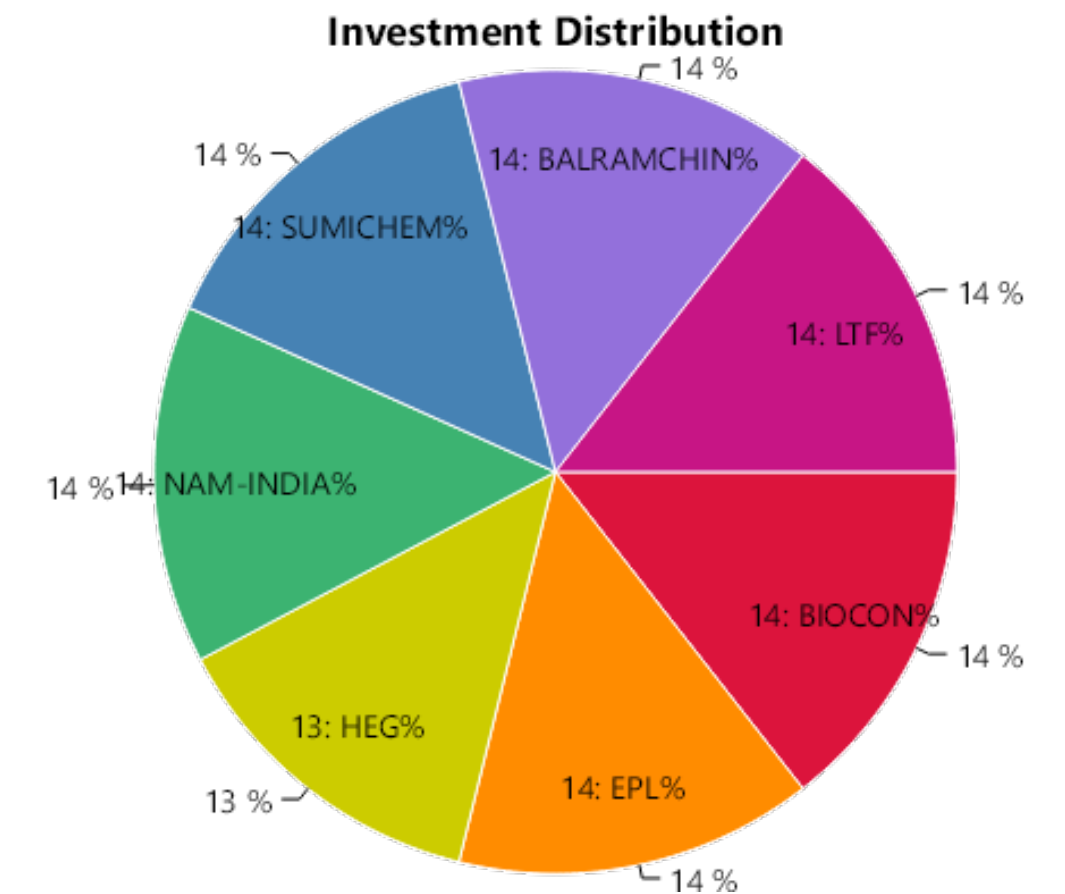
Sr No.	Stock Name	Status	Amount Invested*	Sale Proceeds*	Profit/(Loss)**	%Return
1	BIOCON	Profit	19851.70	20575.50	723.80	3.65%
2	EPL	Profit	20180.25	20767.49	587.24	2.91%
3	HEG	Profit	19437.44	20190.88	753.44	3.88%
4	NAM-INDIA	Profit	20090.10	20801.46	711.36	3.54%
5	SUMICHEM	Profit	20059.92	20748.87	688.95	3.43%
6	BALRAMCHIN	Loss	19544.42	15354.02	-4190.40	-21.44%
7	LTF	Loss	20033.20	15858.11	-4175.09	-20.84%
<b>Total</b>			<b>139197.03</b>	<b>134296.33</b>	<b>-4900.70</b>	<b>-3.52%</b>

## OVERALL PERFORMANCE SUMMARY

Amount Invested	Sale Proceeds	Profit/(Loss)	%Return
139197.03	134296.33	-4900.70	-3.52%

\* We have considered the market value for open stocks as on the previous day prior to the report for open stocks.

\*\* Includes unrealized gains for open stocks, if any.

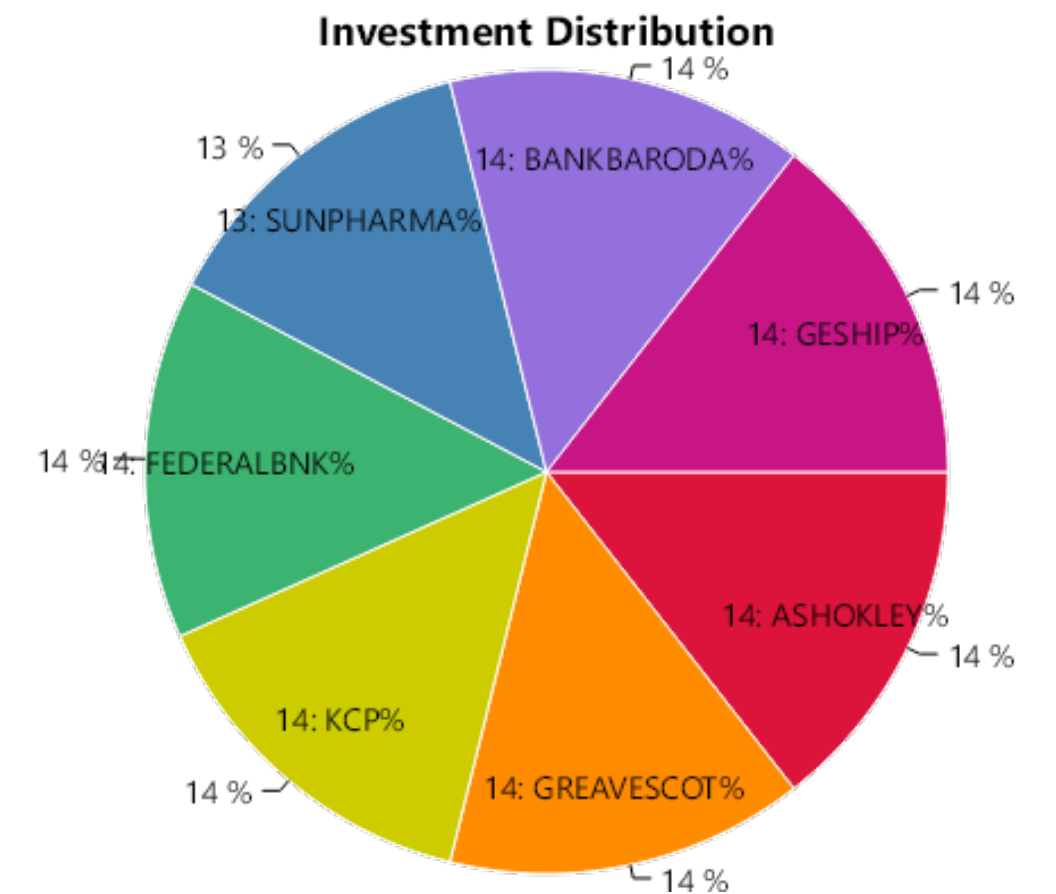


## STOCK WISE PERFORMANCE SUMMARY

Sr No.	Stock Name	Status	Amount Invested*	Sale Proceeds*	Profit/(Loss)**	%Return
1	ASHOKLEY	Profit	35759.10	37229.73	1470.63	4.11%
2	GREAVESCOT	Profit	35485.12	37147.67	1662.55	4.69%
3	KCP	Profit	35323.43	37233.20	1909.77	5.41%
4	FEDERALBNK	Open	35366.22	46024.65	10658.43	30.14%
5	SUNPHARMA	Open	34470.37	33626.20	-844.17	-2.45%
6	BANKBARODA	Loss	35330.76	28274.82	-7055.94	-19.97%
7	GESHIP	Loss	35084.78	27751.70	-7333.08	-20.90%
<b>Total</b>			<b>246819.78</b>	<b>247287.97</b>	<b>468.19</b>	<b>0.19%</b>

## OVERALL PERFORMANCE SUMMARY

Amount Invested	Sale Proceeds	Profit/(Loss)	%Return
246819.78	247287.97	468.19	0.19%



\* We have considered the market value for open stocks as on the previous day prior to the report for open stocks.

\*\* Includes unrealized gains for open stocks, if any.

## STOCK WISE PERFORMANCE SUMMARY

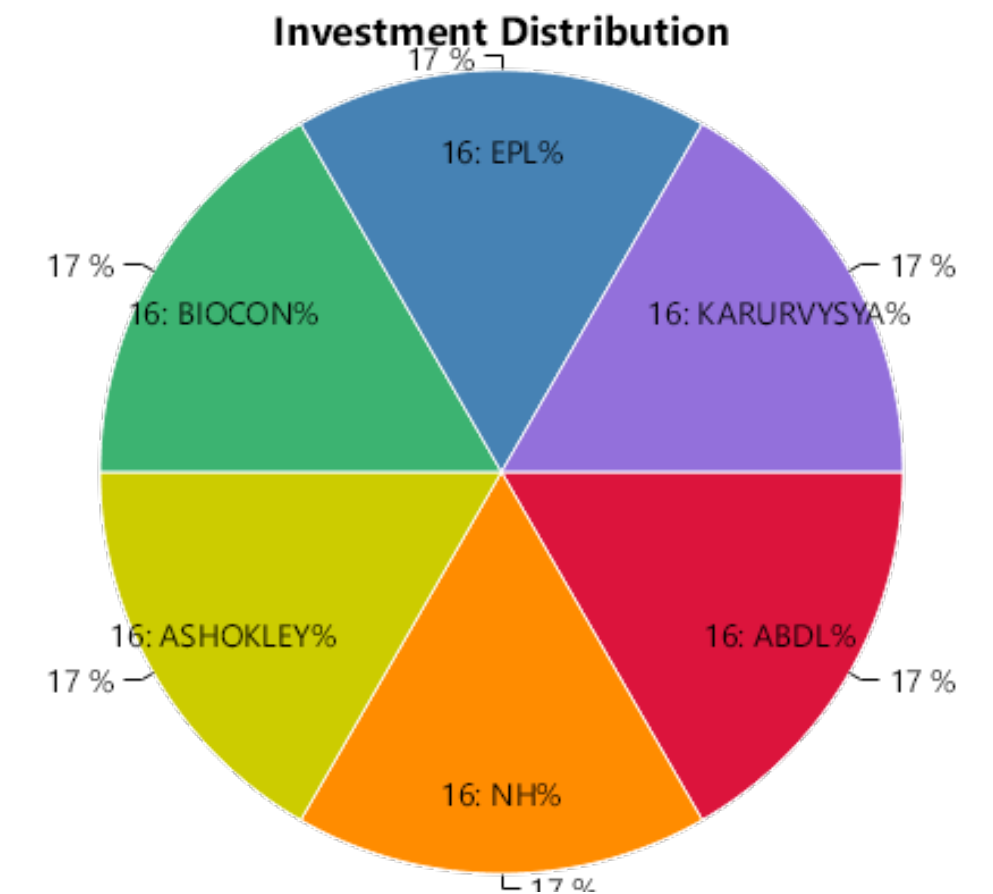
Sr No.	Stock Name	Status	Amount Invested*	Sale Proceeds*	Profit/(Loss)**	%Return
1	ABDL	Profit	24211.20	25423.45	1212.25	5.01%
2	NH	Profit	24164.10	25513.38	1349.28	5.58%
3	ASHOKLEY	Open	23751.80	18236.15	-5515.65	-23.22%
4	GREAVESCOT	Out of range	0.00	0.00	0.00	0%
5	BIOCON	Loss	23365.44	19062.54	-4302.90	-18.42%
6	EPL	Loss	24115.52	19056.34	-5059.18	-20.98%
7	KARURVYSYA	Loss	24062.74	19108.98	-4953.76	-20.59%
<b>Total</b>			<b>143670.80</b>	<b>126400.84</b>	<b>-17269.96</b>	<b>-12.02%</b>

## OVERALL PERFORMANCE SUMMARY

Amount Invested	Sale Proceeds	Profit/(Loss)	%Return
143670.80	126400.84	-17269.96	-12.02%

\* We have considered the market value for open stocks as on the previous day prior to the report for open stocks.

\*\* Includes unrealized gains for open stocks, if any.

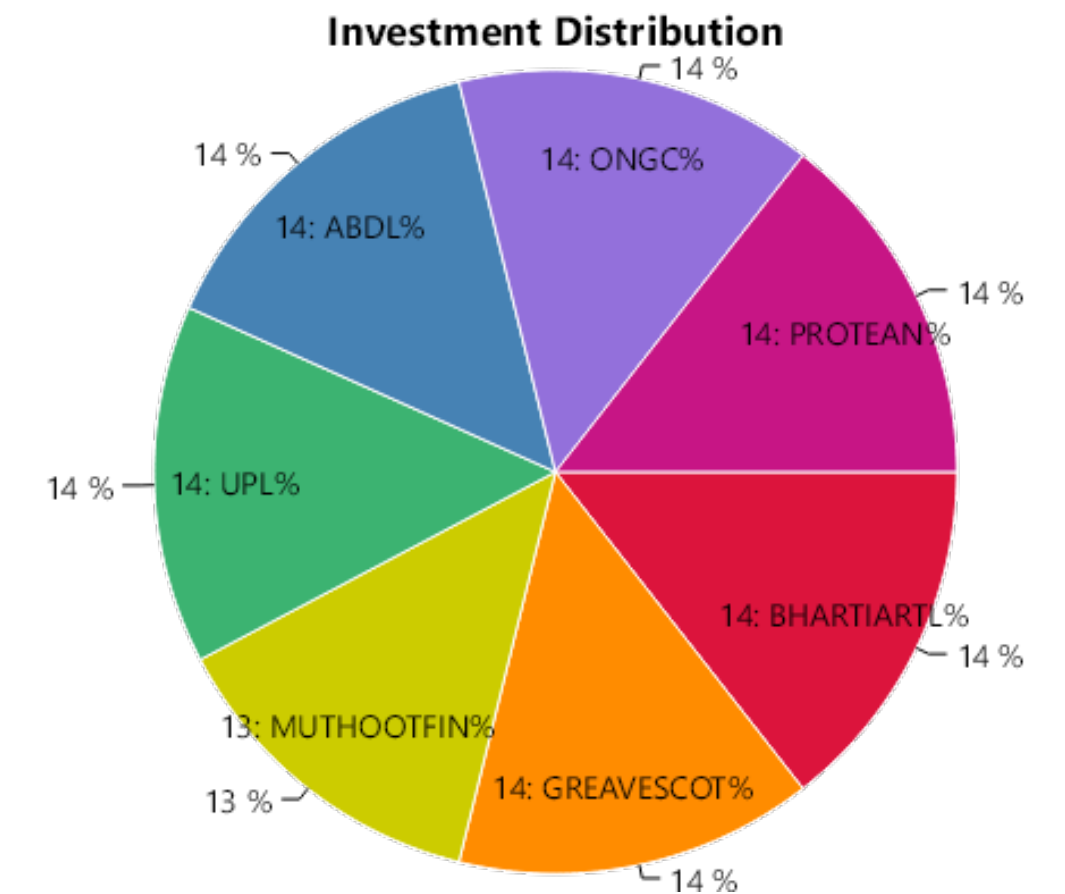


## STOCK WISE PERFORMANCE SUMMARY

Sr No.	Stock Name	Status	Amount Invested*	Sale Proceeds*	Profit/(Loss)**	%Return
1	BHARTIARTL	Profit	16144.47	16991.80	847.33	5.25%
2	GREAVESCOT	Profit	16018.73	16673.36	654.63	4.09%
3	MUTHOOTFIN	Profit	14944.80	15520.13	575.33	3.85%
4	UPL	Profit	15868.99	16261.66	392.67	2.47%
5	ABDL	Loss	15950.90	12865.52	-3085.38	-19.34%
6	ONGC	Loss	16036.64	14810.73	-1225.91	-7.64%
7	PROTEAN	Loss	15571.11	12517.95	-3053.16	-19.61%
<b>Total</b>			<b>110535.64</b>	<b>105641.15</b>	<b>-4894.49</b>	<b>-4.43%</b>

## OVERALL PERFORMANCE SUMMARY

Amount Invested	Sale Proceeds	Profit/(Loss)	%Return
110535.64	105641.15	-4894.49	-4.43%



\* We have considered the market value for open stocks as on the previous day prior to the report for open stocks.

\*\* Includes unrealized gains for open stocks, if any.

## Contact Details

 LKP Securities Ltd, SPIP Division

 91 22 66351336 / 91 22 66351337    [spip@lkpsec.com](mailto:spip@lkpsec.com)

 Registered Office: 203, Embassy Centre, Nariman Point, Mumbai - 400021.

 Registered Office: 2nd Floor, Gala Impecca, Andheri Kurla Road, Near Hotel Courtyard Marriott, Chakala, Andheri (East), Mumbai-400059.

## Compliance & Grievance Officer

 Mr. Ritesh Tiwari

 022-6635 1234

 [ho\\_compliance@lkpsec.com](mailto:ho_compliance@lkpsec.com)

**Disclaimer & Disclosure :** LKP Securities Ltd. (CIN-U67120MH1994PLC080039, www.Lkpsec.com) and its affiliates are a full- fledged, brokerage and financing group. LKP Securities Ltd is a SEBI registered Research Analyst with registration number INH000001758. LKP is a corporate trading member of Bombay Stock Exchange Limited (BSE), National Stock Exchange of India Limited (NSE) and Metropolitan Stock Exchange of India Limited (MSEI). LKP along with its subsidiaries offers the most comprehensive avenues for investments and is engaged in the businesses including stock broking (Institutional and retail), merchant banking, commodity broking, depository participant rendered in connection with distribution of primary market issues and financial products like mutual funds etc.

LKP offers research services to clients. The analyst for this report certifies that all of the views expressed in this report accurately reflect his or her personal views about the subject company or companies and its or their securities, and no part of his or her compensation was, is or will be, directly or indirectly related to specific recommendations or views expressed in this report.

Further, the information in the document has been printed on the basis of publicly available information; internal data and other sources believed to be true and are for general guidance only but which may have not been verified independently. While every effort is made to ensure the accuracy and completeness of information contained, the company takes no responsibility and assumes no liability for any error/ omission or accuracy of the information. Recipients of this material should rely on their own judgments and conclusions from relevant sources before making any investment. The investments discussed or recommended in this report may not be suitable for all investors. Opinion expressed is the current opinion as of the date appearing on the material only. Value of the investments referred to in this material are subject to volatility. Past performance is not a guide for future performance. Investment in securities market are subject to market risks. Read all the related documents carefully before investing. Registration granted by SEBI and certification from NISM in no way guarantee performance of the intermediary or provide any assurance of returns to investors. These securities quoted are for illustration only and are not recommendatory.

Mr. S. Ranganathan (Advisor) - SEBI Registration No-INH2200252399,  
Mr. Kunal Bothra (Research Analyst) - SEBI Registered No. INH000005263

**THANK YOU**