

SPIP Performance Report 2024-2025

Client Name : RUNGTA AGENCIES PVT LTD

Client Code : RA001728

Date : 23/12/2025



Sr No.	Month	Amount Invested	Sale Proceeds*	Profit/(Loss)**	%Return
1	Aug-2024	4851022.44	4516717.65	-334304.79	-6.89%
2	Sep-2024	1475345.10	1442586.70	-32758.40	-2.22%
3	Oct-2024	1960436.45	1918139.07	-42297.38	-2.16%
4	Nov-2024	2530855.05	2632981.04	102125.99	4.04%
5	Dec-2024	2963837.57	2854339.71	-109497.86	-3.69%
6	Jan-2025	1327815.30	1278556.78	-49258.52	-3.71%
7	Feb-2025	1947277.06	1939579.70	-7697.36	-0.40%
8	Mar-2025	1092436.70	1174184.14	81747.44	7.48%

* We have considered the market value for open stocks as on the previous day prior to the report for open stocks.

** Includes unrealized gains for open stocks, if any.

STOCK WISE PERFORMANCE SUMMARY

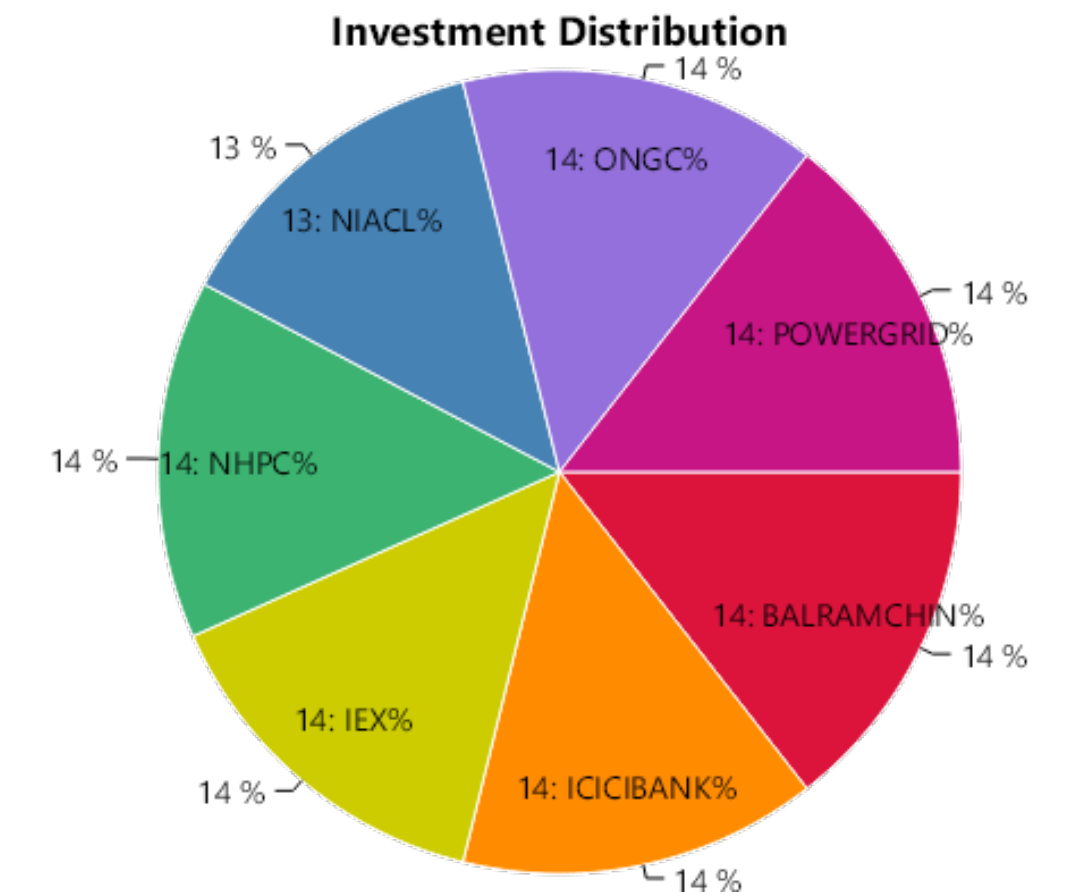
Sr No.	Stock Name	Status	Amount Invested*	Sale Proceeds*	Profit/(Loss)**	%Return
1	BALRAMCHIN	Profit	694536.49	748484.29	53947.80	7.77%
2	ICICIBANK	Profit	698165.02	748637.43	50472.41	7.23%
3	IEX	Profit	712236.28	753229.54	40993.26	5.76%
4	NHPC	Loss	687592.20	569798.24	-117793.96	-17.13%
5	NIACL	Loss	670543.93	557191.31	-113352.62	-16.90%
6	ONGC	Loss	693539.16	573926.81	-119612.35	-17.25%
7	POWERGRID	Loss	694409.36	565450.03	-128959.33	-18.57%
Total			4851022.44	4516717.65	-334304.79	-6.89%

OVERALL PERFORMANCE SUMMARY

Amount Invested	Sale Proceeds	Profit/(Loss)	%Return
4851022.44	4516717.65	-334304.79	-6.89%

* We have considered the market value for open stocks as on the previous day prior to the report for open stocks.

** Includes unrealized gains for open stocks, if any.

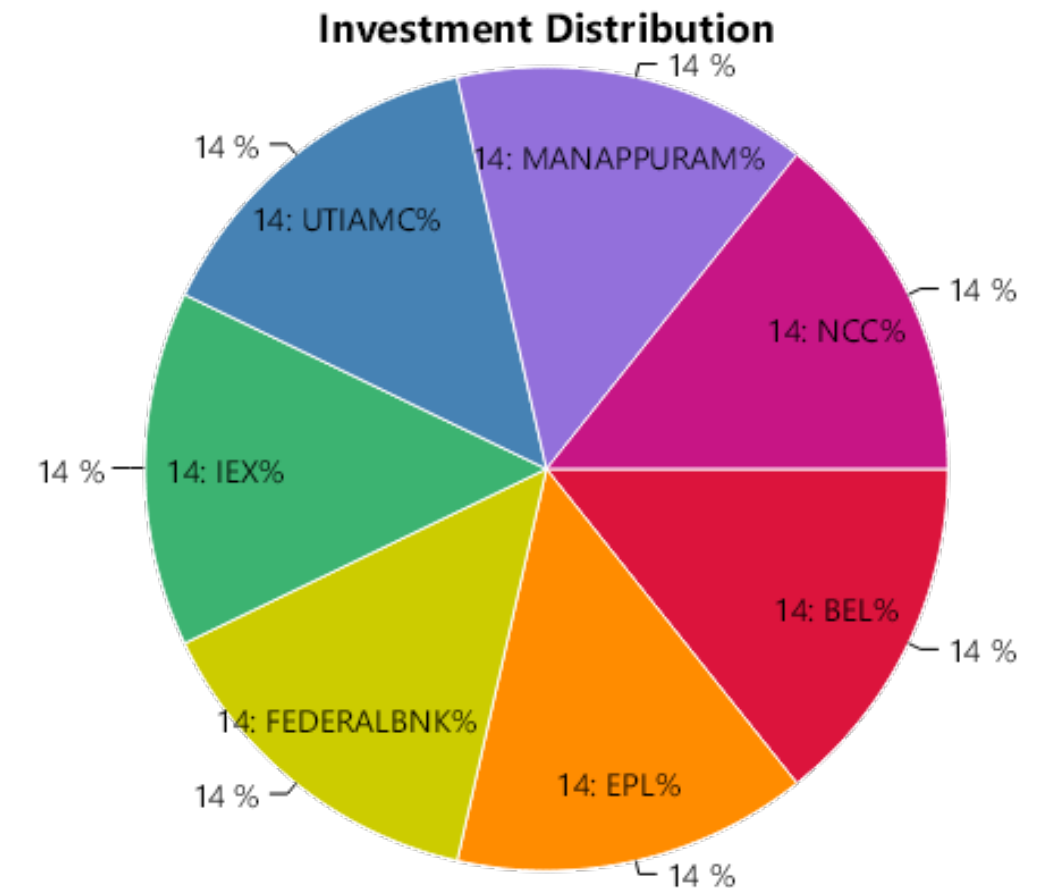


STOCK WISE PERFORMANCE SUMMARY

Sr No.	Stock Name	Status	Amount Invested*	Sale Proceeds*	Profit/(Loss)**	%Return
1	BEL	Profit	209728.35	221475.17	11746.82	5.60%
2	EPL	Profit	211801.99	222478.14	10676.15	5.04%
3	FEDERALBNK	Profit	210096.92	221173.26	11076.34	5.27%
4	IEX	Profit	210511.71	221765.90	11254.19	5.35%
5	UTIAMC	Profit	210703.53	221635.96	10932.43	5.19%
6	MANAPPURAM	Loss	210114.70	167473.04	-42641.66	-20.29%
7	NCC	Loss	212387.90	166585.23	-45802.67	-21.57%
Total			1475345.10	1442586.70	-32758.40	-2.22%

OVERALL PERFORMANCE SUMMARY

Amount Invested	Sale Proceeds	Profit/(Loss)	%Return
1475345.10	1442586.70	-32758.40	-2.22%



* We have considered the market value for open stocks as on the previous day prior to the report for open stocks.

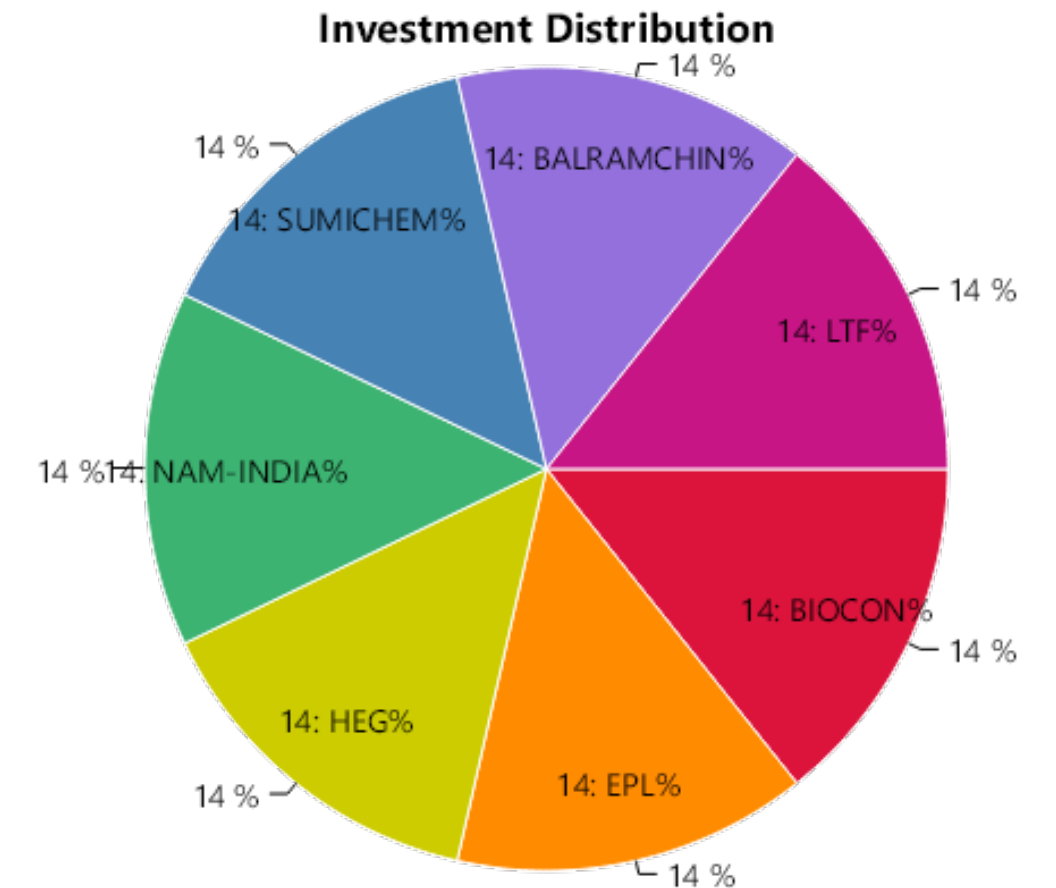
** Includes unrealized gains for open stocks, if any.

STOCK WISE PERFORMANCE SUMMARY

Sr No.	Stock Name	Status	Amount Invested*	Sale Proceeds*	Profit/(Loss)**	%Return
1	BIOCON	Profit	279301.48	294547.70	15246.22	5.46%
2	EPL	Profit	281337.50	294822.89	13485.39	4.79%
3	HEG	Profit	278606.96	293650.52	15043.56	5.40%
4	NAM-INDIA	Profit	281527.31	294344.76	12817.45	4.55%
5	SUMICHEM	Profit	281485.89	293834.92	12349.03	4.39%
6	BALRAMCHIN	Loss	278546.67	221538.51	-57008.16	-20.47%
7	LTF	Loss	279630.64	225399.77	-54230.87	-19.39%
Total			1960436.45	1918139.07	-42297.38	-2.16%

OVERALL PERFORMANCE SUMMARY

Amount Invested	Sale Proceeds	Profit/(Loss)	%Return
1960436.45	1918139.07	-42297.38	-2.16%



* We have considered the market value for open stocks as on the previous day prior to the report for open stocks.

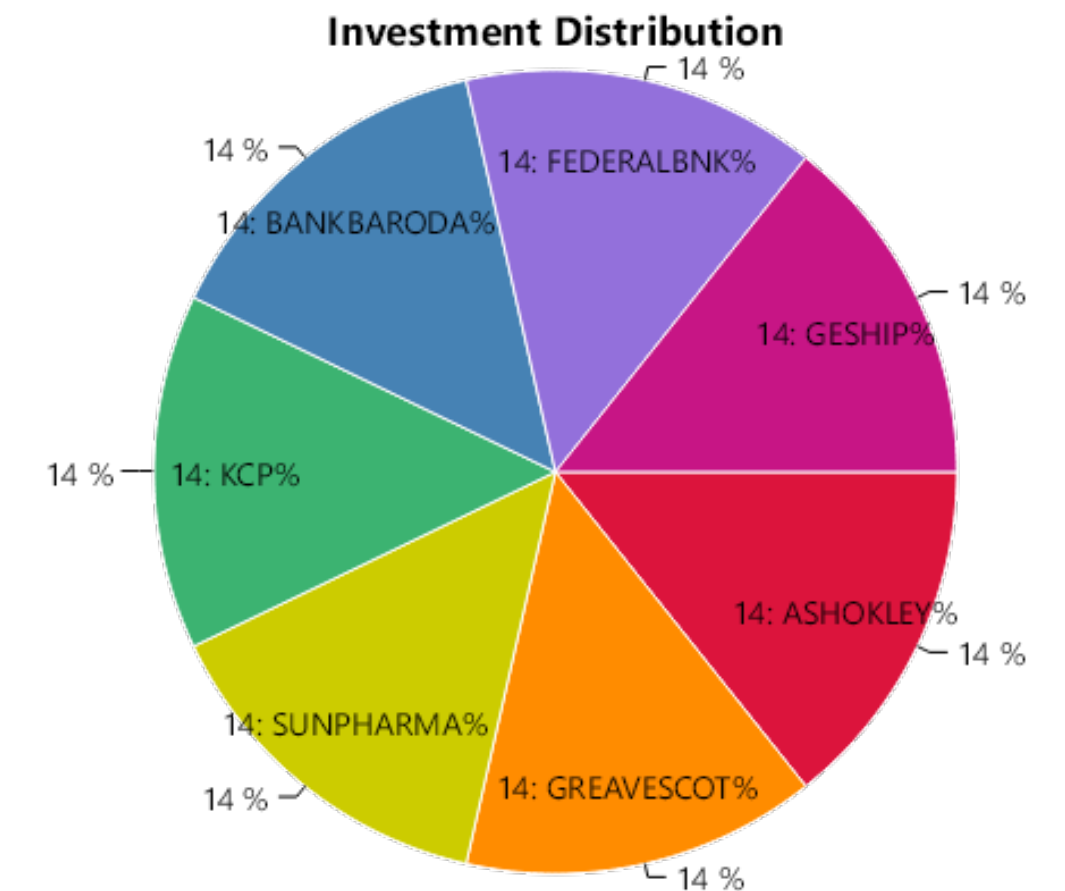
** Includes unrealized gains for open stocks, if any.

STOCK WISE PERFORMANCE SUMMARY

Sr No.	Stock Name	Status	Amount Invested*	Sale Proceeds*	Profit/(Loss)**	%Return
1	ASHOKLEY	Profit	365927.04	383475.17	17548.13	4.80%
2	GREAVESCOT	Profit	359608.92	382116.93	22508.01	6.26%
3	SUNPHARMA	Profit	361762.00	366632.00	4870.00	1.35%
4	KCP	Open	361075.18	283243.25	-77831.93	-21.56%
5	BANKBARODA	Loss	362313.00	584443.60	222130.60	61.31%
6	FEDERALBNK	Loss	361637.51	345000.91	-16636.60	-4.60%
7	GESHIP	Loss	358531.40	288069.18	-70462.22	-19.65%
Total			2530855.05	2632981.04	102125.99	4.04%

OVERALL PERFORMANCE SUMMARY

Amount Invested	Sale Proceeds	Profit/(Loss)	%Return
2530855.05	2632981.04	102125.99	4.04%



* We have considered the market value for open stocks as on the previous day prior to the report for open stocks.

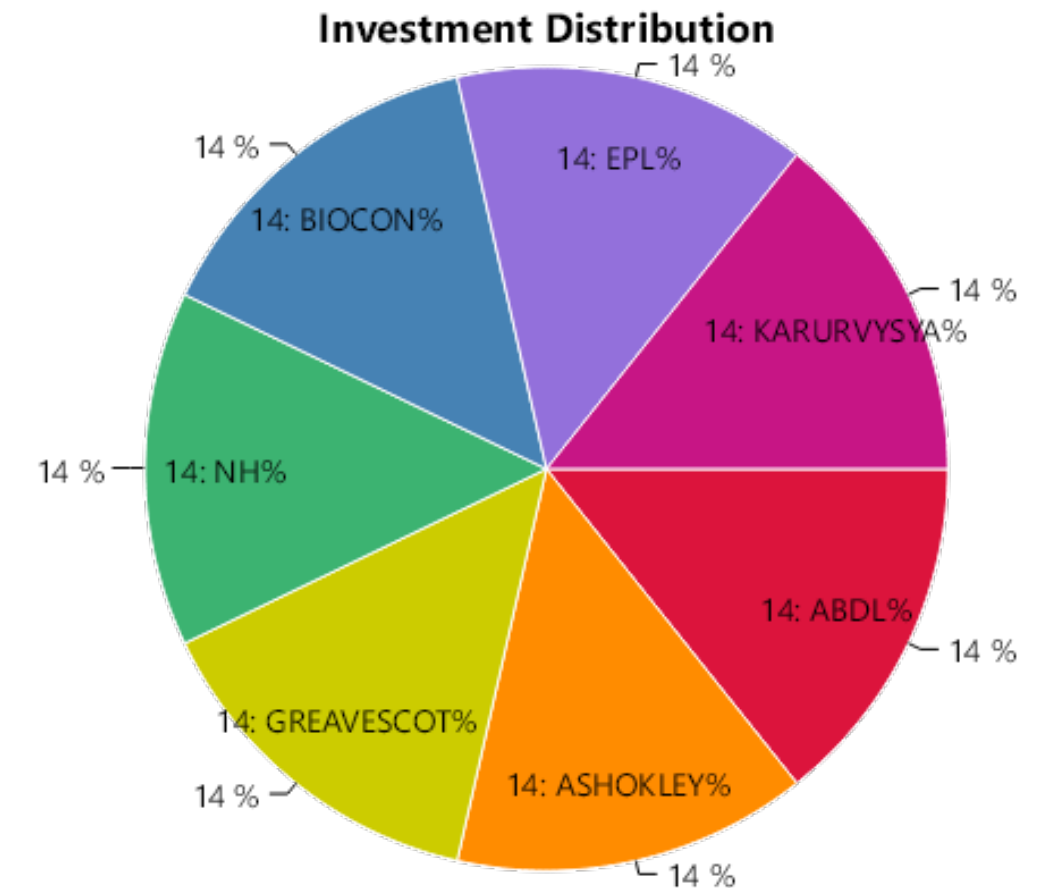
** Includes unrealized gains for open stocks, if any.

STOCK WISE PERFORMANCE SUMMARY

Sr No.	Stock Name	Status	Amount Invested*	Sale Proceeds*	Profit/(Loss)**	%Return
1	ABDL	Profit	423733.17	447625.71	23892.54	5.64%
2	ASHOKLEY	Profit	421032.12	424085.05	3052.93	0.73%
3	GREAVESCOT	Profit	424381.42	524881.95	100500.53	23.68%
4	NH	Profit	423782.10	447829.20	24047.10	5.67%
5	BIOCON	Loss	423460.84	340912.60	-82548.24	-19.49%
6	EPL	Loss	423655.92	334447.12	-89208.80	-21.06%
7	KARURVYSYA	Loss	423792.00	334558.08	-89233.92	-21.06%
Total			2963837.57	2854339.71	-109497.86	-3.69%

OVERALL PERFORMANCE SUMMARY

Amount Invested	Sale Proceeds	Profit/(Loss)	%Return
2963837.57	2854339.71	-109497.86	-3.69%



* We have considered the market value for open stocks as on the previous day prior to the report for open stocks.

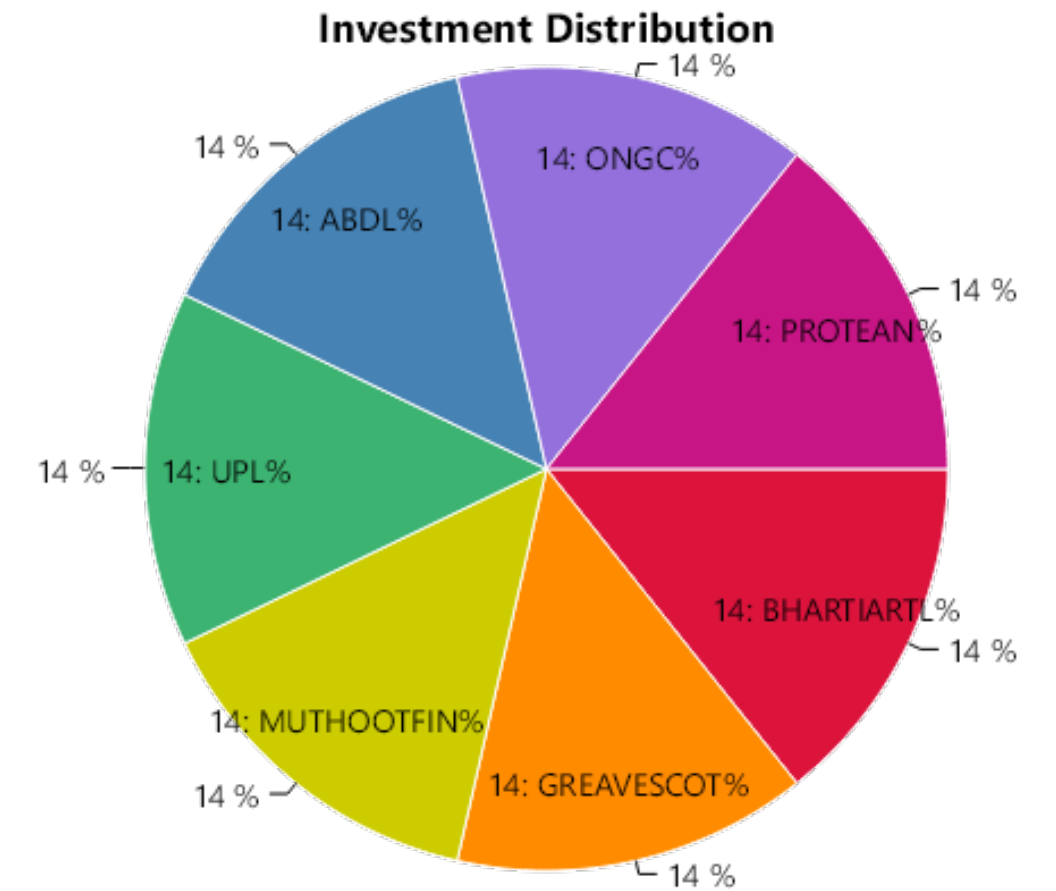
** Includes unrealized gains for open stocks, if any.

STOCK WISE PERFORMANCE SUMMARY

Sr No.	Stock Name	Status	Amount Invested*	Sale Proceeds*	Profit/(Loss)**	%Return
1	BHARTIARTL	Profit	189240.95	201106.22	11865.27	6.27%
2	GREAVESCOT	Profit	190328.97	199504.75	9175.78	4.82%
3	MUTHOOTFIN	Profit	188792.08	198029.94	9237.86	4.89%
4	UPL	Profit	189146.09	196401.45	7255.36	3.84%
5	ABDL	Loss	190279.30	153283.37	-36995.93	-19.44%
6	ONGC	Loss	190380.11	176683.93	-13696.18	-7.19%
7	PROTEAN	Loss	189647.80	153547.12	-36100.68	-19.04%
Total			1327815.30	1278556.78	-49258.52	-3.71%

OVERALL PERFORMANCE SUMMARY

Amount Invested	Sale Proceeds	Profit/(Loss)	%Return
1327815.30	1278556.78	-49258.52	-3.71%



* We have considered the market value for open stocks as on the previous day prior to the report for open stocks.

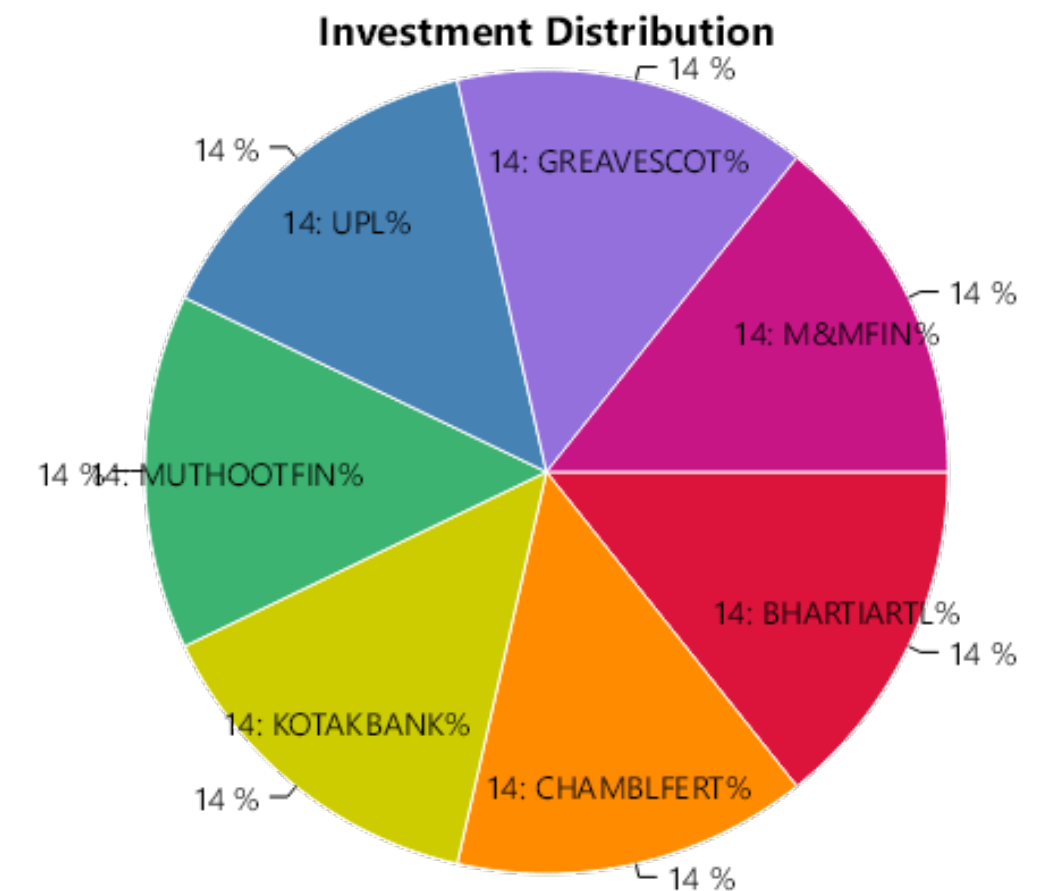
** Includes unrealized gains for open stocks, if any.

STOCK WISE PERFORMANCE SUMMARY

Sr No.	Stock Name	Status	Amount Invested*	Sale Proceeds*	Profit/(Loss)**	%Return
1	BHARTIARTL	Profit	280820.54	301100.68	20280.14	7.22%
2	CHAMBLFERT	Profit	277981.20	296457.84	18476.64	6.65%
3	KOTAKBANK	Profit	276982.42	292141.85	15159.43	5.47%
4	MUTHOOTFIN	Profit	276411.75	292348.86	15937.11	5.77%
5	UPL	Profit	277808.40	295417.20	17608.80	6.34%
6	GREAVESCOT	Loss	278199.85	221535.05	-56664.80	-20.37%
7	M&MFIN	Loss	279072.90	240578.22	-38494.68	-13.79%
	Total		1947277.06	1939579.70	-7697.36	-0.40%

OVERALL PERFORMANCE SUMMARY

Amount Invested	Sale Proceeds	Profit/(Loss)	%Return
1947277.06	1939579.70	-7697.36	-0.40%



* We have considered the market value for open stocks as on the previous day prior to the report for open stocks.

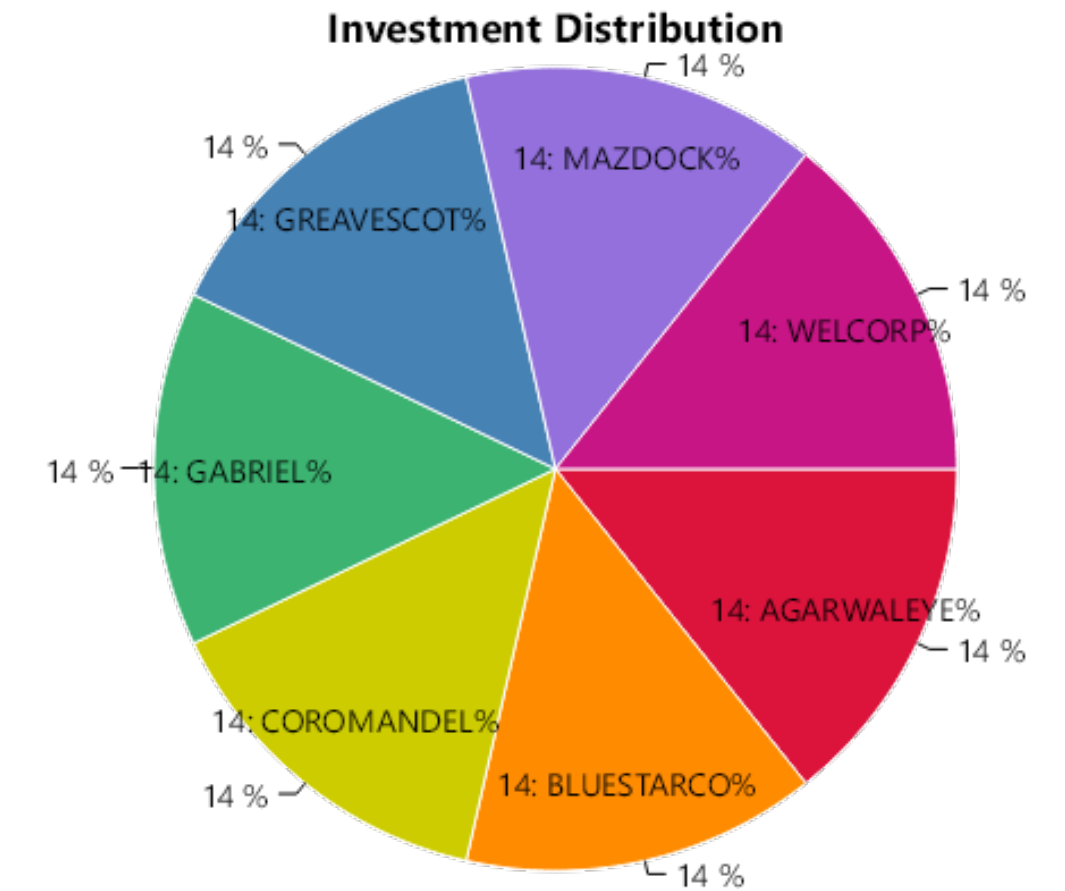
** Includes unrealized gains for open stocks, if any.

STOCK WISE PERFORMANCE SUMMARY

Sr No.	Stock Name	Status	Amount Invested*	Sale Proceeds*	Profit/(Loss)**	%Return
1	AGARWALEYE	Profit	155679.30	167073.50	11394.20	7.32%
2	BLUESTARCO	Profit	156925.23	167076.91	10151.68	6.47%
3	COROMANDEL	Profit	157614.67	166959.96	9345.29	5.93%
4	GABRIEL	Profit	157372.32	166842.22	9469.90	6.02%
5	GREAVESCOT	Profit	153849.02	173208.62	19359.60	12.58%
6	MAZDOCK	Profit	156533.51	165859.84	9326.33	5.96%
7	WELCORP	Profit	154462.65	167163.09	12700.44	8.22%
Total			1092436.70	1174184.14	81747.44	7.48%

OVERALL PERFORMANCE SUMMARY

Amount Invested	Sale Proceeds	Profit/(Loss)	%Return
1092436.70	1174184.14	81747.44	7.48%



* We have considered the market value for open stocks as on the previous day prior to the report for open stocks.

** Includes unrealized gains for open stocks, if any.

Contact Details

 LKP Securities Ltd, SPIP Division

 91 22 66351336 / 91 22 66351337  spip@lkpsec.com

 Registered Office: 203, Embassy Centre, Nariman Point, Mumbai - 400021.

 Registered Office: 2nd Floor, Gala Impecca, Andheri Kurla Road, Near Hotel Courtyard Marriott, Chakala, Andheri (East), Mumbai-400059.

Compliance & Grievance Officer

 Mr. Ritesh Tiwari

 022-6635 1234

 ho_compliance@lkpsec.com

Disclaimer & Disclosure : LKP Securities Ltd. (CIN-U67120MH1994PLC080039, www.Lkpsec.com) and its affiliates are a full- fledged, brokerage and financing group. LKP Securities Ltd is a SEBI registered Research Analyst with registration number INH000001758. LKP is a corporate trading member of Bombay Stock Exchange Limited (BSE), National Stock Exchange of India Limited (NSE) and Metropolitan Stock Exchange of India Limited (MSEI). LKP along with its subsidiaries offers the most comprehensive avenues for investments and is engaged in the businesses including stock broking (Institutional and retail), merchant banking, commodity broking, depository participant rendered in connection with distribution of primary market issues and financial products like mutual funds etc.

LKP offers research services to clients. The analyst for this report certifies that all of the views expressed in this report accurately reflect his or her personal views about the subject company or companies and its or their securities, and no part of his or her compensation was, is or will be, directly or indirectly related to specific recommendations or views expressed in this report.

Further, the information in the document has been printed on the basis of publicly available information; internal data and other sources believed to be true and are for general guidance only but which may have not been verified independently. While every effort is made to ensure the accuracy and completeness of information contained, the company takes no responsibility and assumes no liability for any error/ omission or accuracy of the information. Recipients of this material should rely on their own judgments and conclusions from relevant sources before making any investment. The investments discussed or recommended in this report may not be suitable for all investors. Opinion expressed is the current opinion as of the date appearing on the material only. Value of the investments referred to in this material are subject to volatility. Past performance is not a guide for future performance. Investment in securities market are subject to market risks. Read all the related documents carefully before investing. Registration granted by SEBI and certification from NISM in no way guarantee performance of the intermediary or provide any assurance of returns to investors. These securities quoted are for illustration only and are not recommendatory.

Mr. S. Ranganathan (Advisor) - SEBI Registration No-INH2200252399,
Mr. Kunal Bothra (Research Analyst) - SEBI Registered No. INH000005263

THANK YOU