

SPIP Performance Report 2024-2025

Client Name : RURAL ENGINEERING CO. PVT.LTD.

Client Code : RA001729

Date : 23/12/2025



Sr No.	Month	Amount Invested	Sale Proceeds*	Profit/(Loss)**	%Return
1	Aug-2024	4855012.84	4516416.30	-338596.54	-6.97%
2	Sep-2024	1574710.67	1538455.10	-36255.57	-2.30%
3	Oct-2024	2031528.04	1986170.62	-45357.42	-2.23%
4	Nov-2024	3120380.73	3241966.96	121586.23	3.90%
5	Dec-2024	2778337.18	2675354.42	-102982.76	-3.71%
6	Jan-2025	2194060.21	2112127.60	-81932.61	-3.73%
7	Feb-2025	2496725.09	2486761.13	-9963.96	-0.40%
8	Mar-2025	2029509.13	2504341.04	474831.91	23.40%

* We have considered the market value for open stocks as on the previous day prior to the report for open stocks.

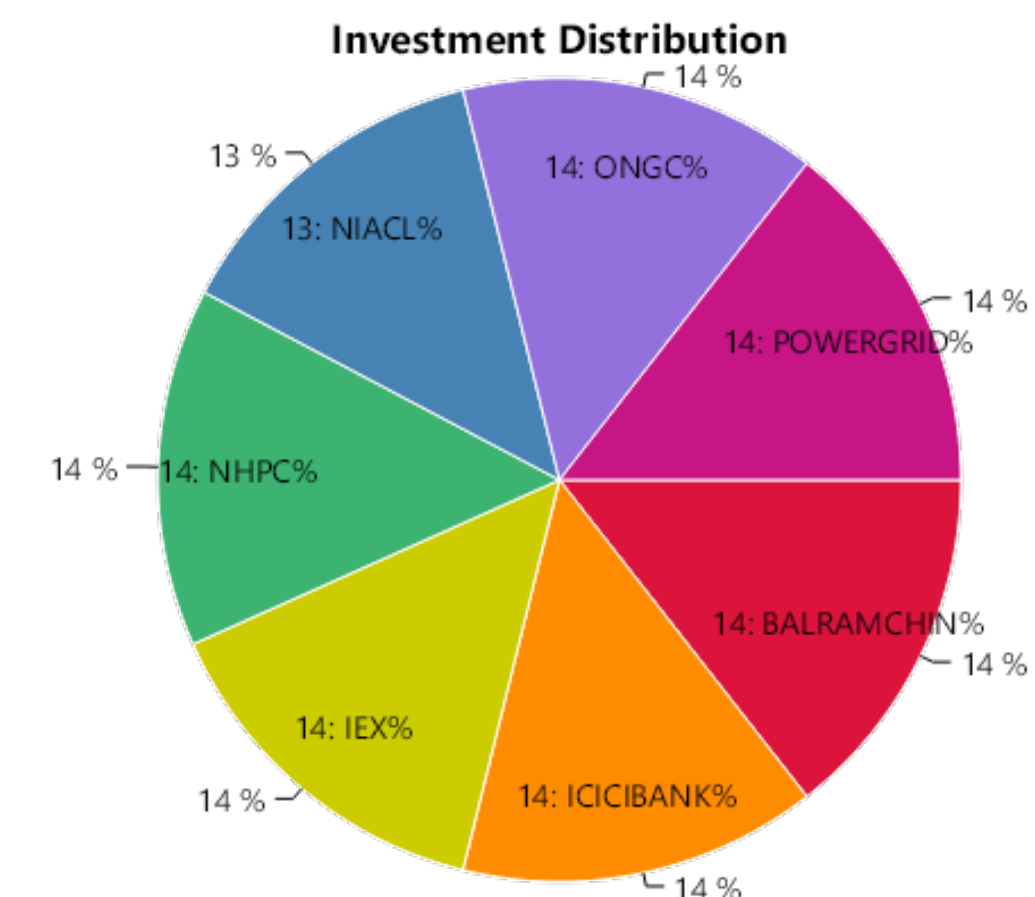
** Includes unrealized gains for open stocks, if any.

STOCK WISE PERFORMANCE SUMMARY

Sr No.	Stock Name	Status	Amount Invested*	Sale Proceeds*	Profit/(Loss)**	%Return
1	BALRAMCHIN	Profit	694536.23	748484.29	53948.06	7.77%
2	ICICIBANK	Profit	698189.02	748637.43	50448.41	7.23%
3	IEX	Profit	712112.92	753234.99	41122.07	5.77%
4	NHPC	Loss	688558.52	569722.12	-118836.40	-17.26%
5	NIACL	Loss	673291.69	557178.53	-116113.16	-17.25%
6	ONGC	Loss	693915.08	573708.91	-120206.17	-17.32%
7	POWERGRID	Loss	694409.38	565450.03	-128959.35	-18.57%
Total			4855012.84	4516416.30	-338596.54	-6.97%

OVERALL PERFORMANCE SUMMARY

Amount Invested	Sale Proceeds	Profit/(Loss)	%Return
4855012.84	4516416.30	-338596.54	-6.97%



* We have considered the market value for open stocks as on the previous day prior to the report for open stocks.

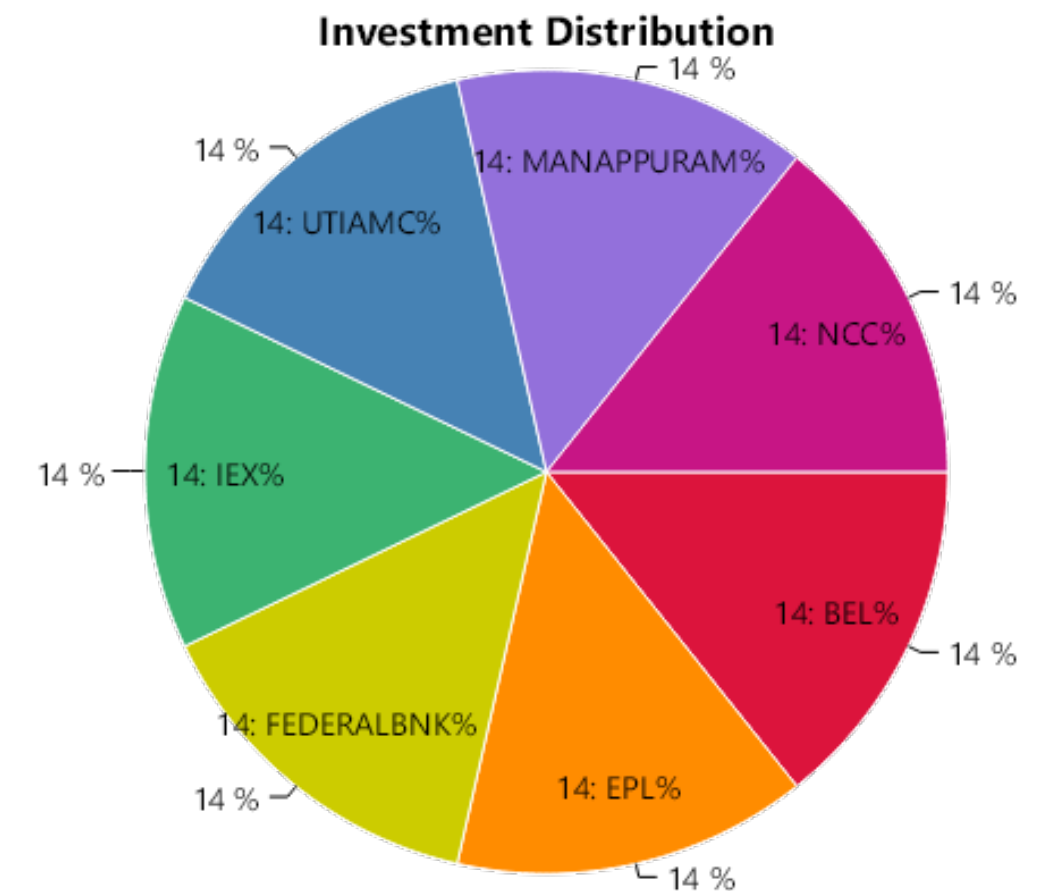
** Includes unrealized gains for open stocks, if any.

STOCK WISE PERFORMANCE SUMMARY

Sr No.	Stock Name	Status	Amount Invested*	Sale Proceeds*	Profit/(Loss)**	%Return
1	BEL	Profit	223510.36	236017.12	12506.76	5.60%
2	EPL	Profit	226576.83	237292.38	10715.55	4.73%
3	FEDERALBNK	Profit	224024.10	235865.82	11841.72	5.29%
4	IEX	Profit	224791.74	236636.38	11844.64	5.27%
5	UTIAMC	Profit	224961.55	236249.32	11287.77	5.02%
6	MANAPPURAM	Loss	224213.49	178661.07	-45552.42	-20.32%
7	NCC	Loss	226632.60	177733.01	-48899.59	-21.58%
Total			1574710.67	1538455.10	-36255.57	-2.30%

OVERALL PERFORMANCE SUMMARY

Amount Invested	Sale Proceeds	Profit/(Loss)	%Return
1574710.67	1538455.10	-36255.57	-2.30%



* We have considered the market value for open stocks as on the previous day prior to the report for open stocks.

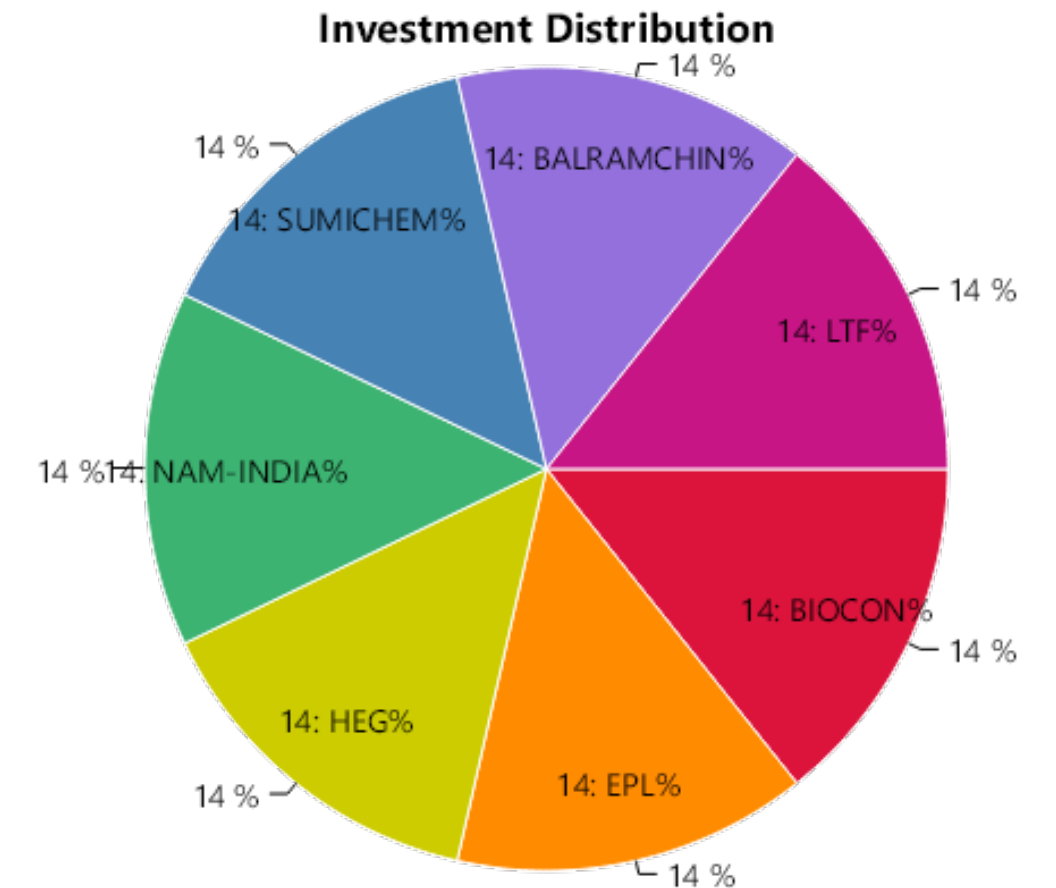
** Includes unrealized gains for open stocks, if any.

STOCK WISE PERFORMANCE SUMMARY

Sr No.	Stock Name	Status	Amount Invested*	Sale Proceeds*	Profit/(Loss)**	%Return
1	BIOCON	Profit	289216.81	305053.86	15837.05	5.48%
2	EPL	Profit	291664.99	305097.62	13432.63	4.61%
3	HEG	Profit	288440.99	303776.40	15335.41	5.32%
4	NAM-INDIA	Profit	291593.61	304751.82	13158.21	4.51%
5	SUMICHEM	Profit	291657.77	304245.81	12588.04	4.32%
6	BALRAMCHIN	Loss	289498.51	230062.08	-59436.43	-20.53%
7	LTF	Loss	289455.36	233183.03	-56272.33	-19.44%
Total			2031528.04	1986170.62	-45357.42	-2.23%

OVERALL PERFORMANCE SUMMARY

Amount Invested	Sale Proceeds	Profit/(Loss)	%Return
2031528.04	1986170.62	-45357.42	-2.23%



* We have considered the market value for open stocks as on the previous day prior to the report for open stocks.

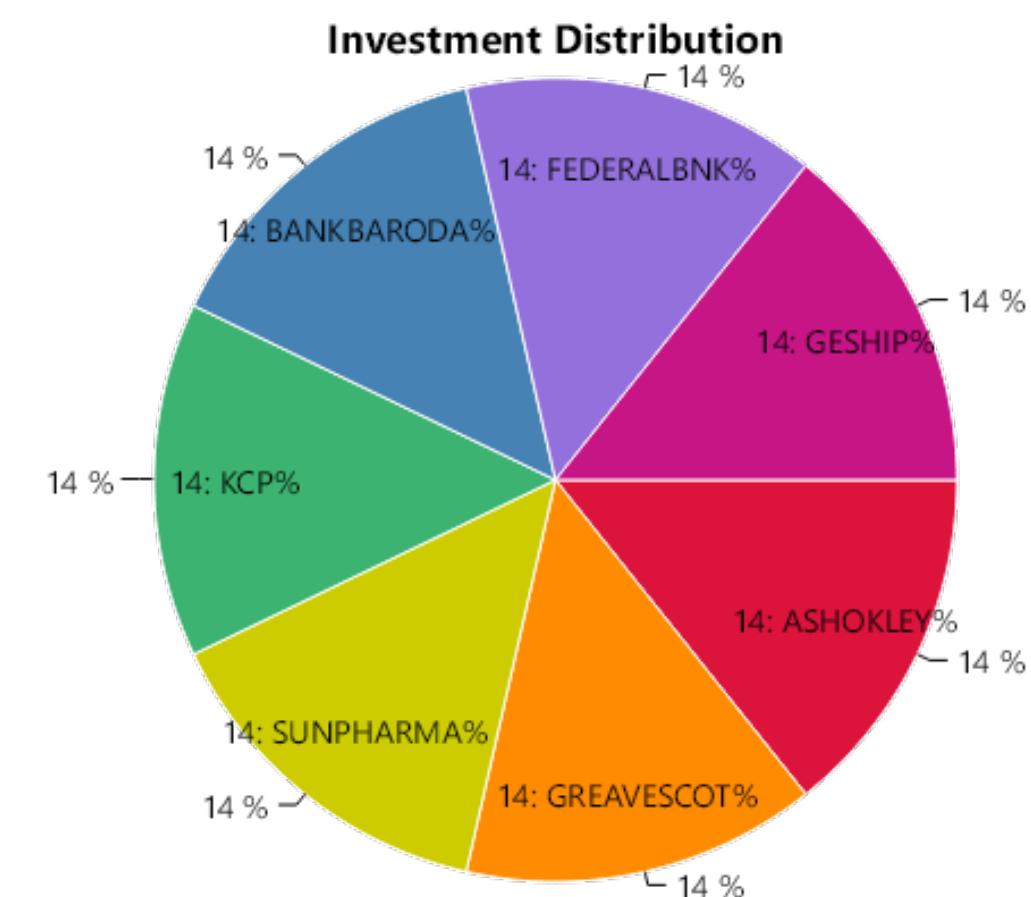
** Includes unrealized gains for open stocks, if any.

STOCK WISE PERFORMANCE SUMMARY

Sr No.	Stock Name	Status	Amount Invested*	Sale Proceeds*	Profit/(Loss)**	%Return
1	ASHOKLEY	Profit	450457.98	472059.82	21601.84	4.80%
2	GREAVESCOT	Profit	443306.96	470445.11	27138.15	6.12%
3	SUNPHARMA	Profit	444967.26	450957.36	5990.10	1.35%
4	KCP	Open	446635.45	348817.25	-97818.20	-21.90%
5	BANKBARODA	Loss	446311.69	719853.42	273541.73	61.29%
6	FEDERALBNK	Loss	445538.64	424536.00	-21002.64	-4.71%
7	GESHIP	Loss	443162.75	355298.00	-87864.75	-19.83%
Total			3120380.73	3241966.96	121586.23	3.90%

OVERALL PERFORMANCE SUMMARY

Amount Invested	Sale Proceeds	Profit/(Loss)	%Return
3120380.73	3241966.96	121586.23	3.90%



* We have considered the market value for open stocks as on the previous day prior to the report for open stocks.

** Includes unrealized gains for open stocks, if any.

STOCK WISE PERFORMANCE SUMMARY

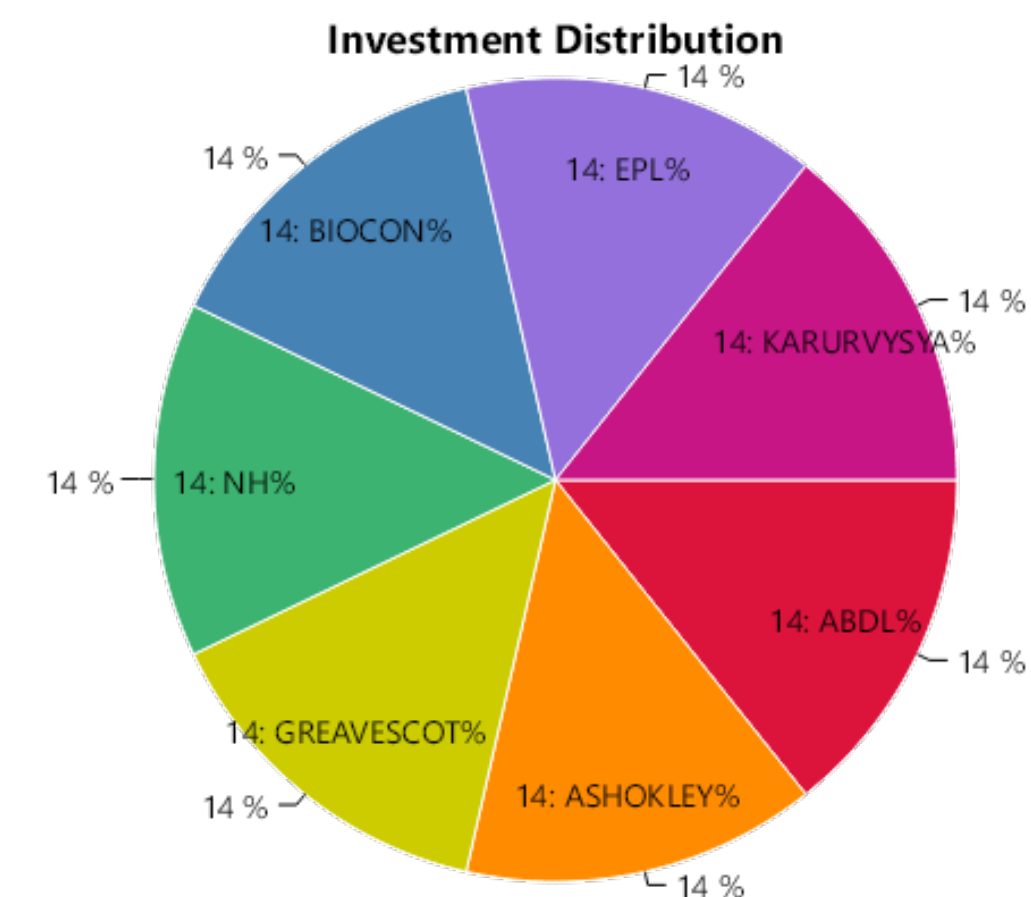
Sr No.	Stock Name	Status	Amount Invested*	Sale Proceeds*	Profit/(Loss)**	%Return
1	ABDL	Profit	397365.90	419771.70	22405.80	5.64%
2	ASHOKLEY	Profit	395843.13	397745.54	1902.41	0.48%
3	GREAVESCOT	Profit	397714.45	491926.32	94211.87	23.69%
4	NH	Profit	396875.30	419395.60	22520.30	5.67%
5	BIOCON	Loss	396004.36	319282.00	-76722.36	-19.37%
6	EPL	Loss	397229.04	313585.06	-83643.98	-21.06%
7	KARURVYSYA	Loss	397305.00	313648.20	-83656.80	-21.06%
Total			2778337.18	2675354.42	-102982.76	-3.71%

OVERALL PERFORMANCE SUMMARY

Amount Invested	Sale Proceeds	Profit/(Loss)	%Return
2778337.18	2675354.42	-102982.76	-3.71%

* We have considered the market value for open stocks as on the previous day prior to the report for open stocks.

** Includes unrealized gains for open stocks, if any.

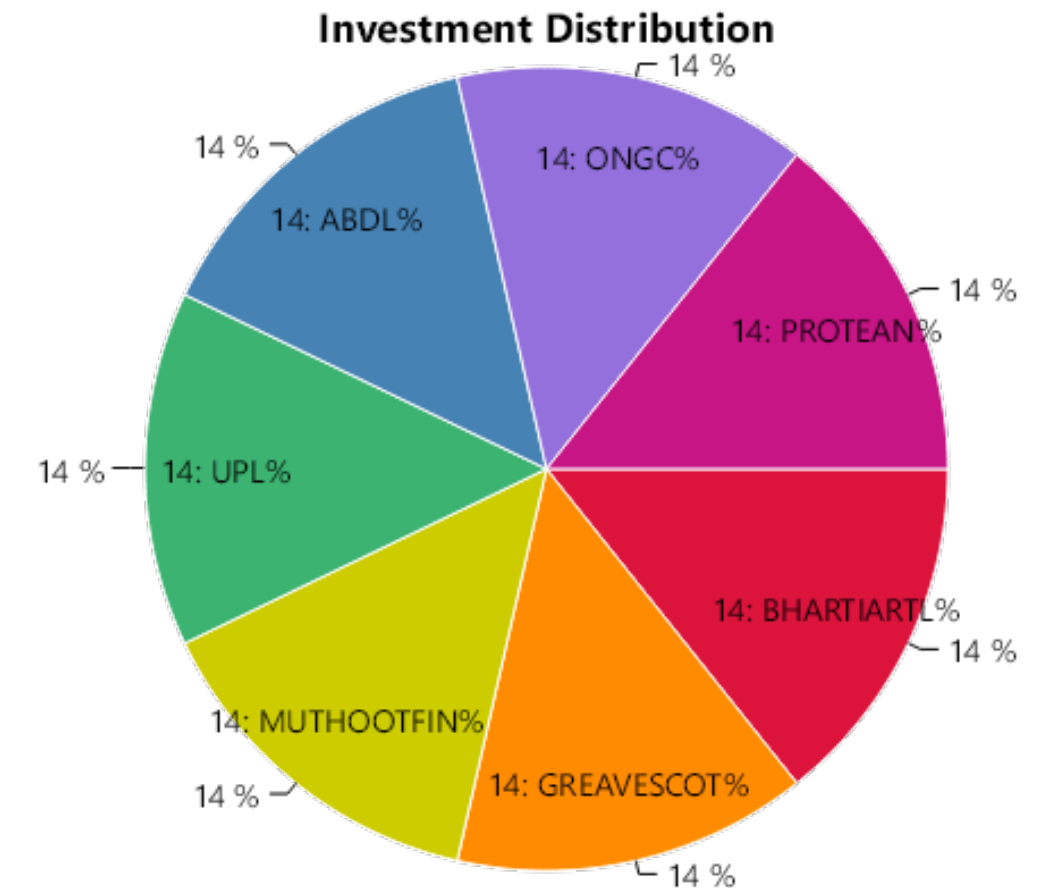


STOCK WISE PERFORMANCE SUMMARY

Sr No.	Stock Name	Status	Amount Invested*	Sale Proceeds*	Profit/(Loss)**	%Return
1	BHARTIARTL	Profit	312772.47	332336.55	19564.08	6.26%
2	GREAVESCOT	Profit	314350.42	329504.94	15154.52	4.82%
3	MUTHOOTFIN	Profit	312060.90	327082.91	15022.01	4.81%
4	UPL	Profit	312347.28	324146.24	11798.96	3.78%
5	ABDL	Loss	314392.99	253234.66	-61158.33	-19.45%
6	ONGC	Loss	314354.61	291771.82	-22582.79	-7.18%
7	PROTEAN	Loss	313781.54	254050.48	-59731.06	-19.04%
Total			2194060.21	2112127.60	-81932.61	-3.73%

OVERALL PERFORMANCE SUMMARY

Amount Invested	Sale Proceeds	Profit/(Loss)	%Return
2194060.21	2112127.60	-81932.61	-3.73%



* We have considered the market value for open stocks as on the previous day prior to the report for open stocks.

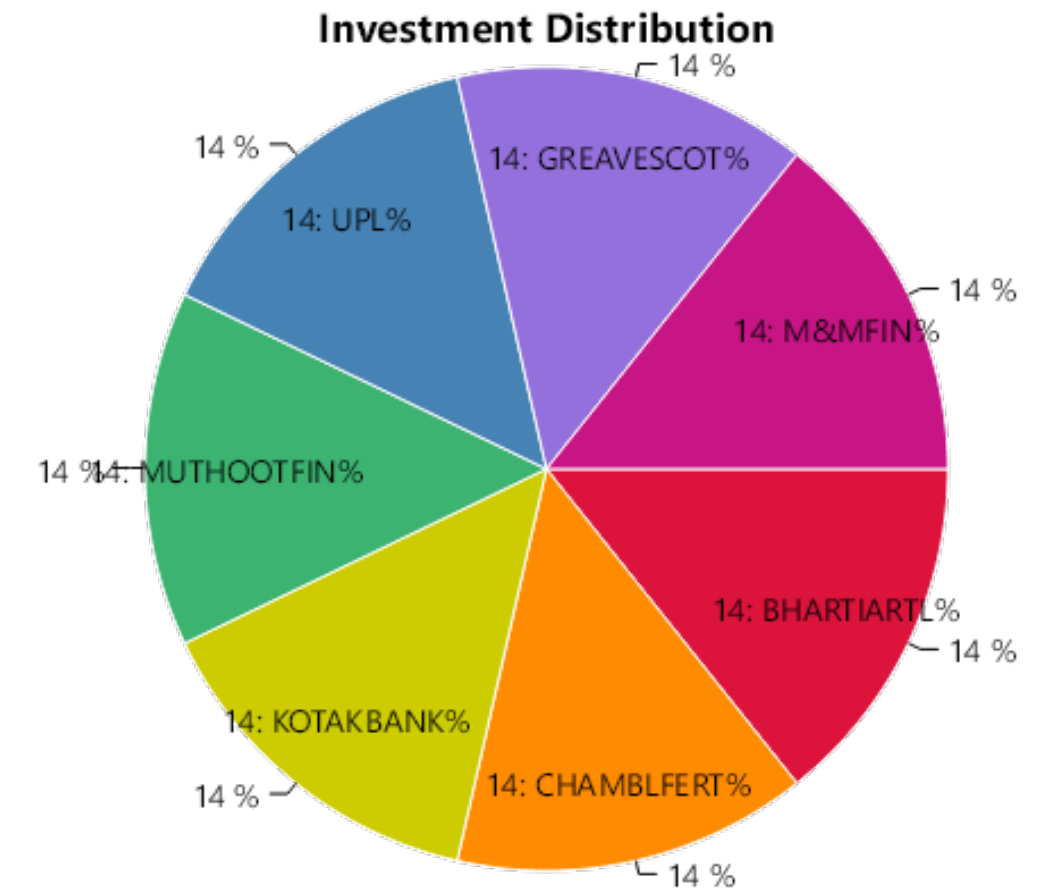
** Includes unrealized gains for open stocks, if any.

STOCK WISE PERFORMANCE SUMMARY

Sr No.	Stock Name	Status	Amount Invested*	Sale Proceeds*	Profit/(Loss)**	%Return
1	BHARTIARTL	Profit	358638.28	384524.96	25886.68	7.22%
2	CHAMBLFERT	Profit	356301.30	379983.66	23682.36	6.65%
3	KOTAKBANK	Profit	356396.96	375902.80	19505.84	5.47%
4	MUTHOOTFIN	Profit	355065.50	375537.56	20472.06	5.77%
5	UPL	Profit	356361.12	378948.96	22587.84	6.34%
6	GREAVESCOT	Loss	356614.73	283978.09	-72636.64	-20.37%
7	M&MFIN	Loss	357347.20	307885.10	-49462.10	-13.84%
Total			2496725.09	2486761.13	-9963.96	-0.40%

OVERALL PERFORMANCE SUMMARY

Amount Invested	Sale Proceeds	Profit/(Loss)	%Return
2496725.09	2486761.13	-9963.96	-0.40%



* We have considered the market value for open stocks as on the previous day prior to the report for open stocks.

** Includes unrealized gains for open stocks, if any.

STOCK WISE PERFORMANCE SUMMARY

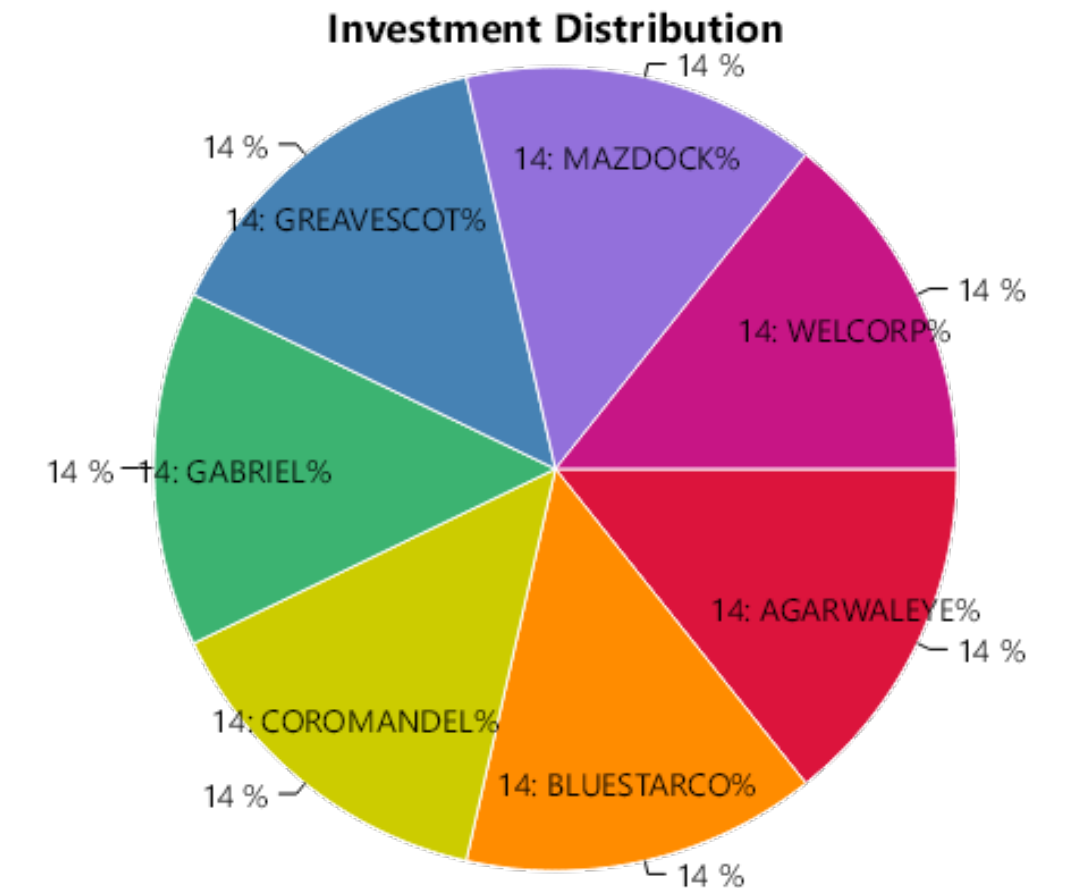
Sr No.	Stock Name	Status	Amount Invested*	Sale Proceeds*	Profit/(Loss)**	%Return
1	AGARWALEYE	Profit	289928.51	310666.40	20737.89	7.15%
2	BLUESTARCO	Profit	291331.19	310285.69	18954.50	6.51%
3	COROMANDEL	Profit	291570.16	308971.88	17401.72	5.97%
4	GABRIEL	Profit	292072.21	310315.66	18243.45	6.25%
5	GREAVESCOT	Profit	286227.06	644586.87	358359.81	125.20%
6	MAZDOCK	Profit	291970.70	309440.00	17469.30	5.98%
7	WELCORP	Profit	286409.30	310074.54	23665.24	8.26%
Total			2029509.13	2504341.04	474831.91	23.40%

OVERALL PERFORMANCE SUMMARY

Amount Invested	Sale Proceeds	Profit/(Loss)	%Return
2029509.13	2504341.04	474831.91	23.40%

* We have considered the market value for open stocks as on the previous day prior to the report for open stocks.

** Includes unrealized gains for open stocks, if any.



Contact Details

 LKP Securities Ltd, SPIP Division

 91 22 66351336 / 91 22 66351337  spip@lkpsec.com

 Registered Office: 203, Embassy Centre, Nariman Point, Mumbai - 400021.

 Registered Office: 2nd Floor, Gala Impecca, Andheri Kurla Road, Near Hotel Courtyard Marriott, Chakala, Andheri (East), Mumbai-400059.

Compliance & Grievance Officer

 Mr. Ritesh Tiwari

 022-6635 1234

 ho_compliance@lkpsec.com

Disclaimer & Disclosure : LKP Securities Ltd. (CIN-U67120MH1994PLC080039, www.Lkpsec.com) and its affiliates are a full- fledged, brokerage and financing group. LKP Securities Ltd is a SEBI registered Research Analyst with registration number INH000001758. LKP is a corporate trading member of Bombay Stock Exchange Limited (BSE), National Stock Exchange of India Limited (NSE) and Metropolitan Stock Exchange of India Limited (MSEI). LKP along with its subsidiaries offers the most comprehensive avenues for investments and is engaged in the businesses including stock broking (Institutional and retail), merchant banking, commodity broking, depository participant rendered in connection with distribution of primary market issues and financial products like mutual funds etc.

LKP offers research services to clients. The analyst for this report certifies that all of the views expressed in this report accurately reflect his or her personal views about the subject company or companies and its or their securities, and no part of his or her compensation was, is or will be, directly or indirectly related to specific recommendations or views expressed in this report.

Further, the information in the document has been printed on the basis of publicly available information; internal data and other sources believed to be true and are for general guidance only but which may have not been verified independently. While every effort is made to ensure the accuracy and completeness of information contained, the company takes no responsibility and assumes no liability for any error/ omission or accuracy of the information. Recipients of this material should rely on their own judgments and conclusions from relevant sources before making any investment. The investments discussed or recommended in this report may not be suitable for all investors. Opinion expressed is the current opinion as of the date appearing on the material only. Value of the investments referred to in this material are subject to volatility. Past performance is not a guide for future performance. Investment in securities market are subject to market risks. Read all the related documents carefully before investing. Registration granted by SEBI and certification from NISM in no way guarantee performance of the intermediary or provide any assurance of returns to investors. These securities quoted are for illustration only and are not recommendatory.

Mr. S. Ranganathan (Advisor) - SEBI Registration No-INH2200252399,
Mr. Kunal Bothra (Research Analyst) - SEBI Registered No. INH000005263

THANK YOU