

# SPIP Performance Report 2024-2025

Client Name : PRAJAKTA AMOL KARANJKAR

Client Code : RA001730

Date : 23/12/2025



Sr No.	Month	Amount Invested	Sale Proceeds*	Profit/(Loss)**	%Return
1	Aug-2024	297235.71	274771.52	-22464.19	-7.56%
2	Sep-2024	289809.45	280160.86	-9648.59	-3.33%
3	Oct-2024	173900.36	168200.56	-5699.80	-3.28%
4	Nov-2024	269017.17	270837.00	1819.83	0.68%
5	Dec-2024	207138.08	199055.99	-8082.09	-3.90%
6	Feb-2025	223015.04	262133.41	39118.37	17.54%

\* We have considered the market value for open stocks as on the previous day prior to the report for open stocks.

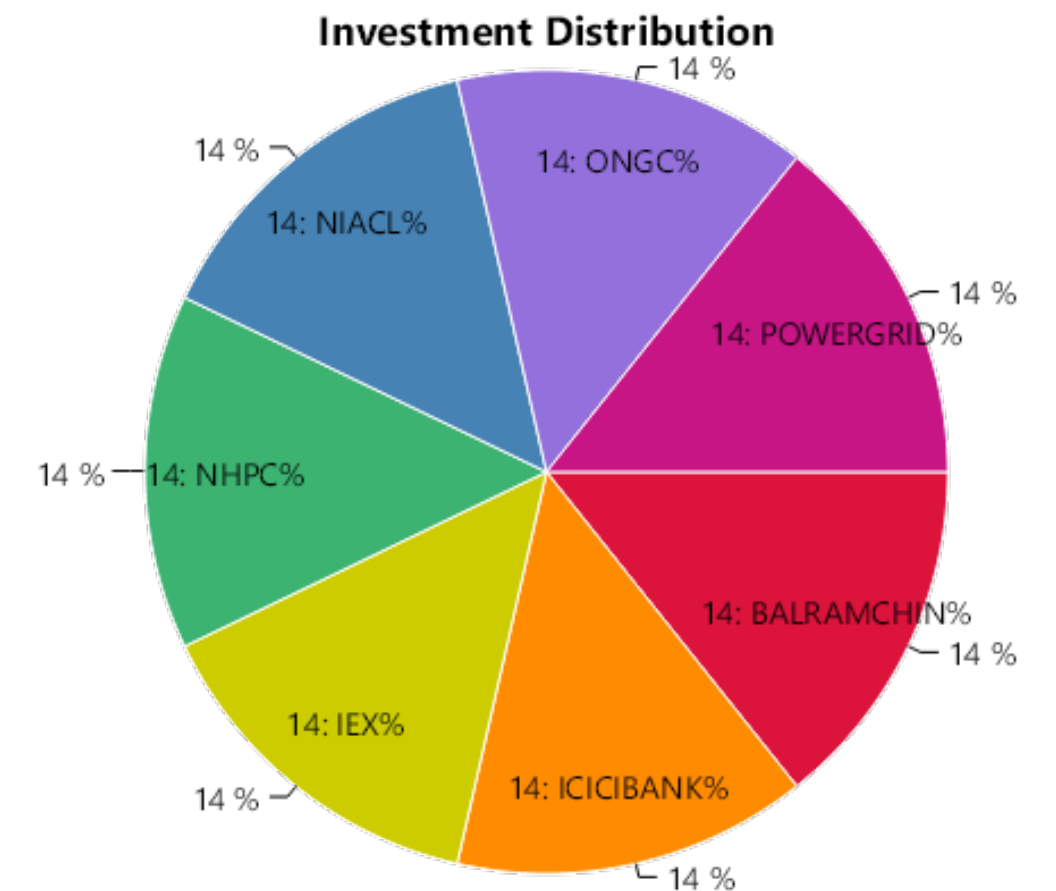
\*\* Includes unrealized gains for open stocks, if any.

## STOCK WISE PERFORMANCE SUMMARY

Sr No.	Stock Name	Status	Amount Invested*	Sale Proceeds*	Profit/(Loss)**	%Return
1	BALRAMCHIN	Profit	42206.58	45271.16	3064.58	7.26%
2	ICICIBANK	Profit	42628.70	45511.06	2882.36	6.76%
3	IEX	Profit	42463.73	45949.72	3485.99	8.21%
4	NHPC	Loss	42587.16	34772.04	-7815.12	-18.35%
5	NIACL	Loss	42427.40	33882.08	-8545.32	-20.14%
6	ONGC	Loss	42493.72	34998.54	-7495.18	-17.64%
7	POWERGRID	Loss	42428.42	34386.92	-8041.50	-18.95%
<b>Total</b>			<b>297235.71</b>	<b>274771.52</b>	<b>-22464.19</b>	<b>-7.56%</b>

## OVERALL PERFORMANCE SUMMARY

Amount Invested	Sale Proceeds	Profit/(Loss)	%Return
297235.71	274771.52	-22464.19	-7.56%



\* We have considered the market value for open stocks as on the previous day prior to the report for open stocks.

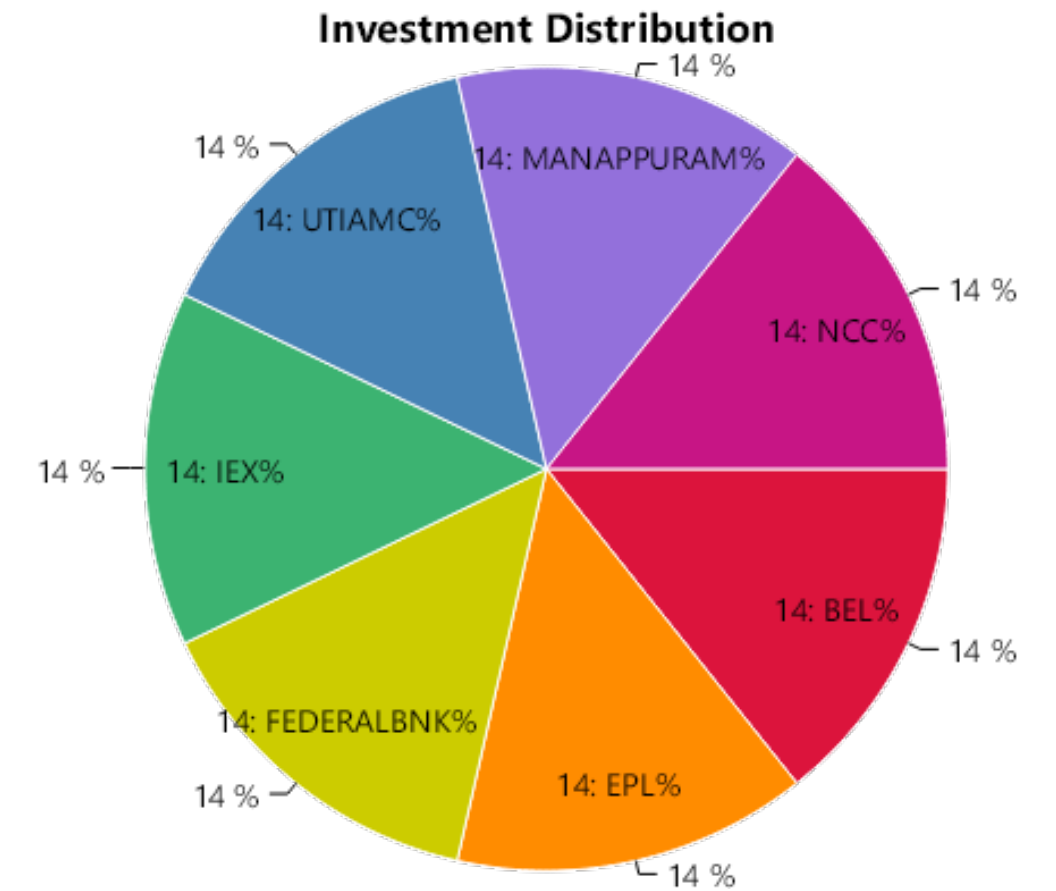
\*\* Includes unrealized gains for open stocks, if any.

## STOCK WISE PERFORMANCE SUMMARY

Sr No.	Stock Name	Status	Amount Invested*	Sale Proceeds*	Profit/(Loss)**	%Return
1	BEL	Profit	41258.87	42941.79	1682.92	4.08%
2	EPL	Profit	41523.30	43296.92	1773.62	4.27%
3	FEDERALBNK	Profit	41472.57	43065.24	1592.67	3.84%
4	IEX	Profit	41601.68	43217.56	1615.88	3.88%
5	UTIAMC	Profit	40862.20	42537.01	1674.81	4.10%
6	MANAPPURAM	Loss	41615.74	32675.88	-8939.86	-21.48%
7	NCC	Loss	41475.09	32426.46	-9048.63	-21.82%
<b>Total</b>			<b>289809.45</b>	<b>280160.86</b>	<b>-9648.59</b>	<b>-3.33%</b>

## OVERALL PERFORMANCE SUMMARY

Amount Invested	Sale Proceeds	Profit/(Loss)	%Return
289809.45	280160.86	-9648.59	-3.33%



\* We have considered the market value for open stocks as on the previous day prior to the report for open stocks.

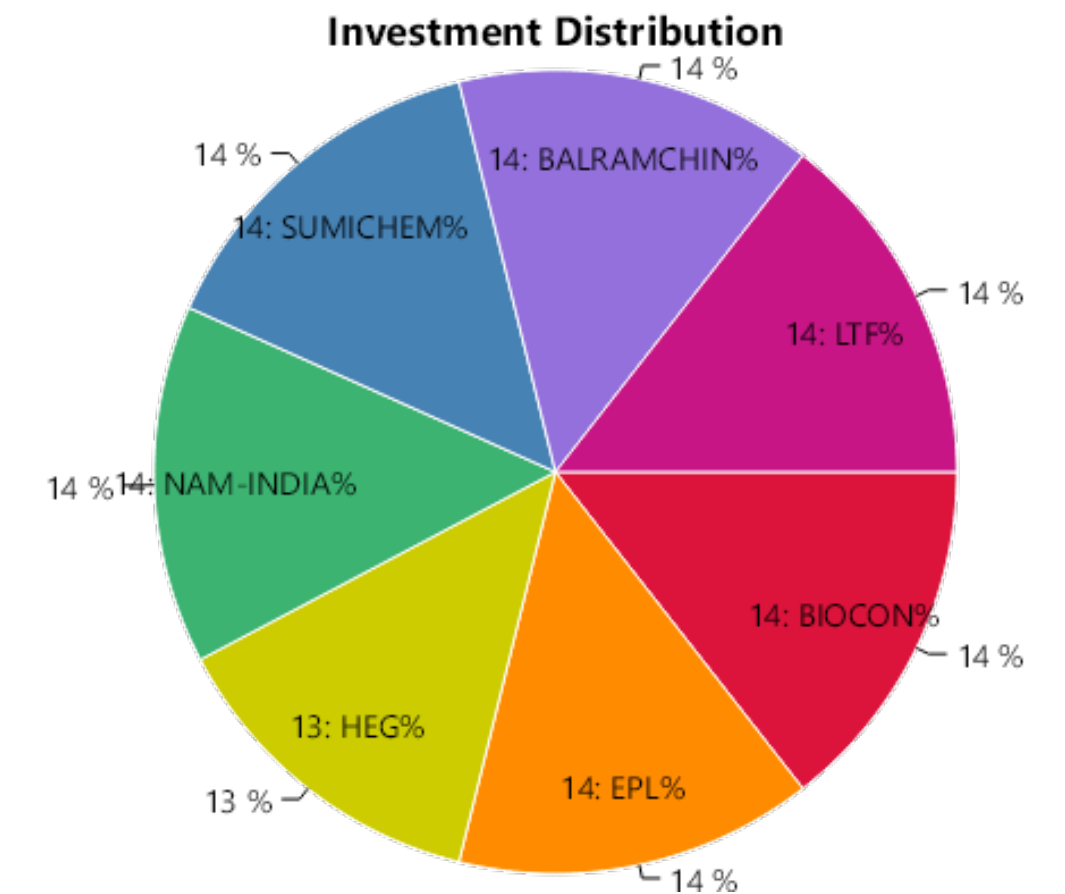
\*\* Includes unrealized gains for open stocks, if any.

## STOCK WISE PERFORMANCE SUMMARY

Sr No.	Stock Name	Status	Amount Invested*	Sale Proceeds*	Profit/(Loss)**	%Return
1	BIOCON	Profit	24863.26	25838.65	975.39	3.92%
2	EPL	Profit	25225.14	26059.33	834.19	3.31%
3	HEG	Profit	24254.55	25263.98	1009.43	4.16%
4	NAM-INDIA	Profit	24753.04	25685.48	932.44	3.77%
5	SUMICHEM	Profit	25049.93	25967.17	917.24	3.66%
6	BALRAMCHIN	Loss	24837.70	19612.01	-5225.69	-21.04%
7	LTF	Loss	24916.74	19773.94	-5142.80	-20.64%
<b>Total</b>			<b>173900.36</b>	<b>168200.56</b>	<b>-5699.80</b>	<b>-3.28%</b>

## OVERALL PERFORMANCE SUMMARY

Amount Invested	Sale Proceeds	Profit/(Loss)	%Return
173900.36	168200.56	-5699.80	-3.28%



\* We have considered the market value for open stocks as on the previous day prior to the report for open stocks.

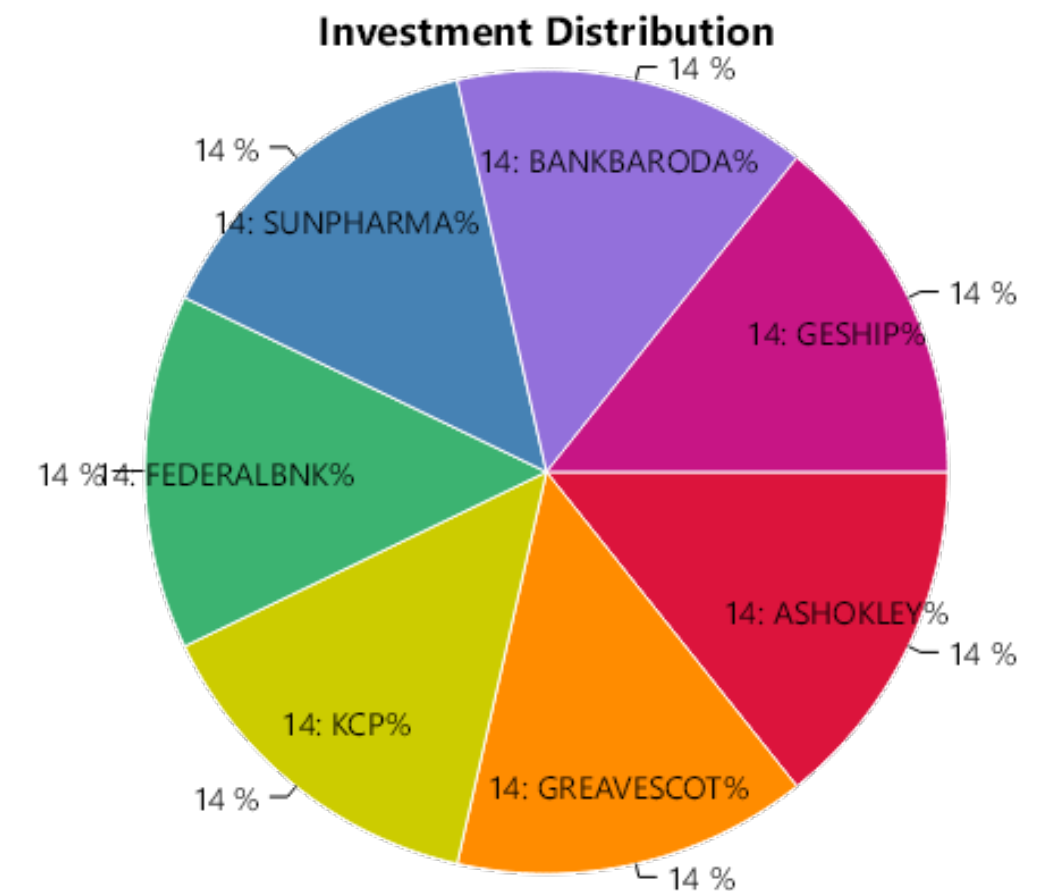
\*\* Includes unrealized gains for open stocks, if any.

## STOCK WISE PERFORMANCE SUMMARY

Sr No.	Stock Name	Status	Amount Invested*	Sale Proceeds*	Profit/(Loss)**	%Return
1	ASHOKLEY	Profit	38643.58	40320.10	1676.52	4.34%
2	GREAVESCOT	Profit	38546.86	40572.39	2025.53	5.25%
3	KCP	Profit	38328.06	40797.24	2469.18	6.44%
4	FEDERALBNK	Open	38483.76	50331.05	11847.29	30.79%
5	SUNPHARMA	Open	38060.84	37165.80	-895.04	-2.35%
6	BANKBARODA	Loss	38544.79	30991.60	-7553.19	-19.60%
7	GESHIP	Loss	38409.28	30658.82	-7750.46	-20.18%
<b>Total</b>			<b>269017.17</b>	<b>270837.00</b>	<b>1819.83</b>	<b>0.68%</b>

## OVERALL PERFORMANCE SUMMARY

Amount Invested	Sale Proceeds	Profit/(Loss)	%Return
269017.17	270837.00	1819.83	0.68%



\* We have considered the market value for open stocks as on the previous day prior to the report for open stocks.

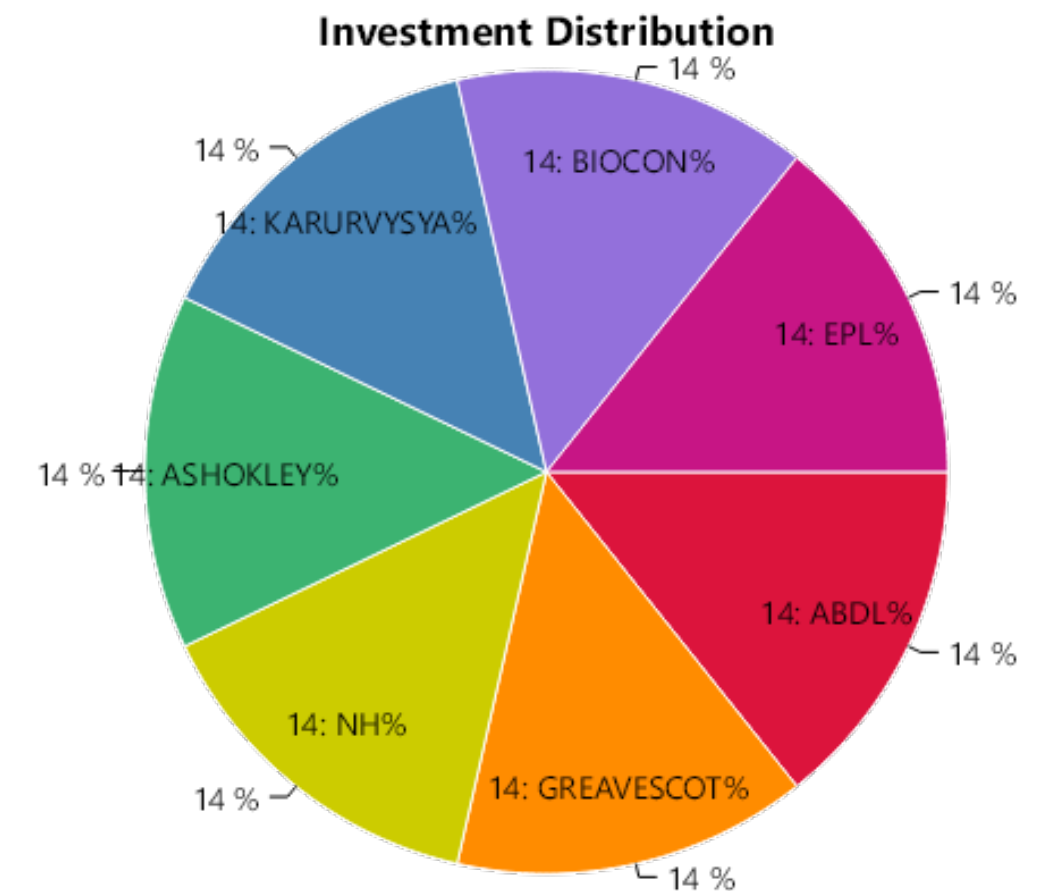
\*\* Includes unrealized gains for open stocks, if any.

## STOCK WISE PERFORMANCE SUMMARY

Sr No.	Stock Name	Status	Amount Invested*	Sale Proceeds*	Profit/(Loss)**	%Return
1	ABDL	Profit	29769.04	31321.75	1552.71	5.22%
2	GREAVESCOT	Profit	29442.11	36609.83	7167.72	24.35%
3	NH	Profit	29656.70	31214.26	1557.56	5.25%
4	ASHOKLEY	Open	29478.76	22308.30	-7170.46	-24.32%
5	KARURVYSYA	Open	29684.18	30562.18	878.00	2.96%
6	BIOCON	Loss	29318.19	23625.42	-5692.77	-19.42%
7	EPL	Loss	29789.10	23414.25	-6374.85	-21.40%
<b>Total</b>			<b>207138.08</b>	<b>199055.99</b>	<b>-8082.09</b>	<b>-3.90%</b>

## OVERALL PERFORMANCE SUMMARY

Amount Invested	Sale Proceeds	Profit/(Loss)	%Return
207138.08	199055.99	-8082.09	-3.90%



\* We have considered the market value for open stocks as on the previous day prior to the report for open stocks.

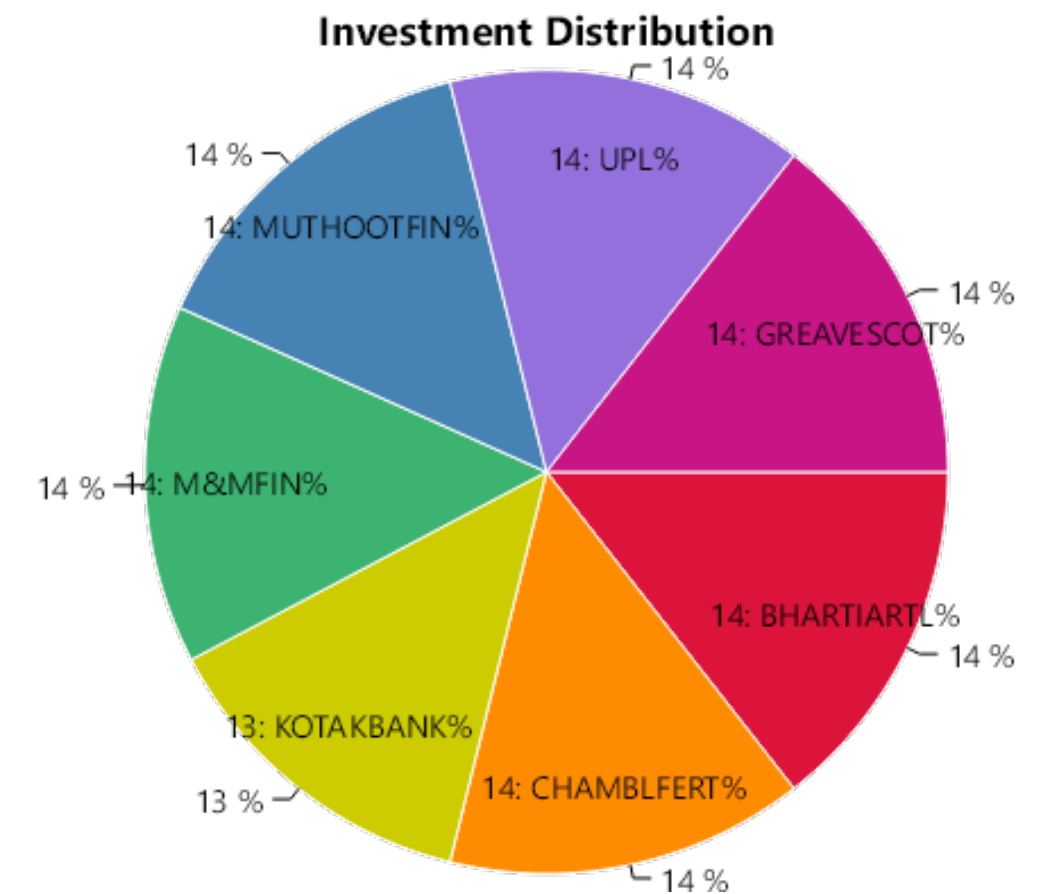
\*\* Includes unrealized gains for open stocks, if any.

## STOCK WISE PERFORMANCE SUMMARY

Sr No.	Stock Name	Status	Amount Invested*	Sale Proceeds*	Profit/(Loss)**	%Return
1	BHARTIARTL	Open	32206.33	40804.40	8598.07	26.70%
2	CHAMBLFERT	Open	32053.87	27025.10	-5028.77	-15.69%
3	KOTAKBANK	Open	31052.88	34395.20	3342.32	10.76%
4	M&MFIN	Open	32118.07	42584.40	10466.33	32.59%
5	MUTHOOTFIN	Open	31524.29	53065.60	21541.31	68.33%
6	UPL	Open	31995.70	38827.50	6831.80	21.35%
7	GREAVESCOT	Loss	32063.90	25431.21	-6632.69	-20.69%
<b>Total</b>			<b>223015.04</b>	<b>262133.41</b>	<b>39118.37</b>	<b>17.54%</b>

## OVERALL PERFORMANCE SUMMARY

Amount Invested	Sale Proceeds	Profit/(Loss)	%Return
223015.04	262133.41	39118.37	17.54%



\* We have considered the market value for open stocks as on the previous day prior to the report for open stocks.

\*\* Includes unrealized gains for open stocks, if any.

## Contact Details

 LKP Securities Ltd, SPIP Division

 91 22 66351336 / 91 22 66351337     [spip@lkpsec.com](mailto:spip@lkpsec.com)

 Registered Office: 203, Embassy Centre, Nariman Point, Mumbai - 400021.

 Registered Office: 2nd Floor, Gala Impecca, Andheri Kurla Road, Near Hotel Courtyard Marriott, Chakala, Andheri (East), Mumbai-400059.

## Compliance & Grievance Officer

 Mr. Ritesh Tiwari

 022-6635 1234

 [ho\\_compliance@lkpsec.com](mailto:ho_compliance@lkpsec.com)

**Disclaimer & Disclosure :** LKP Securities Ltd. (CIN-U67120MH1994PLC080039, [www.Lkpsec.com](http://www.Lkpsec.com)) and its affiliates are a full- fledged, brokerage and financing group. LKP Securities Ltd is a SEBI registered Research Analyst with registration number INH000001758. LKP is a corporate trading member of Bombay Stock Exchange Limited (BSE), National Stock Exchange of India Limited (NSE) and Metropolitan Stock Exchange of India Limited (MSEI). LKP along with its subsidiaries offers the most comprehensive avenues for investments and is engaged in the businesses including stock broking (Institutional and retail), merchant banking, commodity broking, depository participant rendered in connection with distribution of primary market issues and financial products like mutual funds etc.

LKP offers research services to clients. The analyst for this report certifies that all of the views expressed in this report accurately reflect his or her personal views about the subject company or companies and its or their securities, and no part of his or her compensation was, is or will be, directly or indirectly related to specific recommendations or views expressed in this report.

Further, the information in the document has been printed on the basis of publicly available information; internal data and other sources believed to be true and are for general guidance only but which may have not been verified independently. While every effort is made to ensure the accuracy and completeness of information contained, the company takes no responsibility and assumes no liability for any error/ omission or accuracy of the information. Recipients of this material should rely on their own judgments and conclusions from relevant sources before making any investment. The investments discussed or recommended in this report may not be suitable for all investors. Opinion expressed is the current opinion as of the date appearing on the material only. Value of the investments referred to in this material are subject to volatility. Past performance is not a guide for future performance. Investment in securities market are subject to market risks. Read all the related documents carefully before investing. Registration granted by SEBI and certification from NISM in no way guarantee performance of the intermediary or provide any assurance of returns to investors. These securities quoted are for illustration only and are not recommendatory.

Mr. S. Ranganathan (Advisor) - SEBI Registration No-INH2200252399,  
Mr. Kunal Bothra (Research Analyst) - SEBI Registered No. INH000005263



**THANK YOU**