

SPIP Performance Report 2024-2025

Client Name : AJAY MAHADEV KEDAR

Client Code : RA001743

Date : 23/12/2025



Sr No.	Month	Amount Invested	Sale Proceeds*	Profit/(Loss)**	%Return
1	Aug-2024	1276514.39	1164512.13	-112002.26	-8.77%
2	Sep-2024	421924.74	388071.73	-33853.01	-8.02%
3	Oct-2024	378458.27	364258.11	-14200.16	-3.75%
4	Nov-2024	768857.26	771356.26	2499.00	0.33%
5	Dec-2024	505665.09	482741.52	-22923.57	-4.53%
6	Jan-2025	296442.43	283023.71	-13418.72	-4.53%

* We have considered the market value for open stocks as on the previous day prior to the report for open stocks.

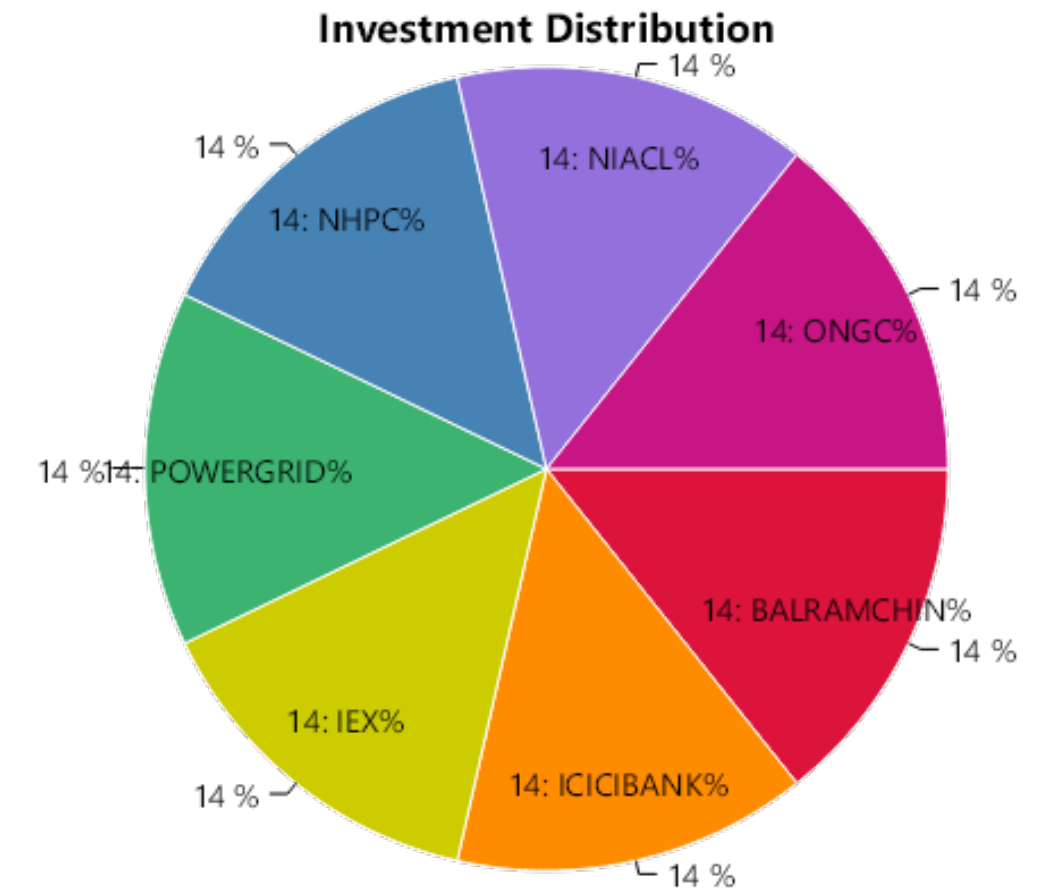
** Includes unrealized gains for open stocks, if any.

STOCK WISE PERFORMANCE SUMMARY

Sr No.	Stock Name	Status	Amount Invested*	Sale Proceeds*	Profit/(Loss)**	%Return
1	BALRAMCHIN	Profit	182058.28	194352.13	12293.85	6.75%
2	ICICIBANK	Profit	182806.01	194295.64	11489.63	6.29%
3	IEX	Profit	182288.47	195896.51	13608.04	7.47%
4	POWERGRID	Open	182418.15	137535.00	-44883.15	-24.60%
5	NHPC	Loss	182379.17	148204.90	-34174.27	-18.74%
6	NIACL	Loss	182339.56	144933.73	-37405.83	-20.51%
7	ONGC	Loss	182224.75	149294.22	-32930.53	-18.07%
Total			1276514.39	1164512.13	-112002.26	-8.77%

OVERALL PERFORMANCE SUMMARY

Amount Invested	Sale Proceeds	Profit/(Loss)	%Return
1276514.39	1164512.13	-112002.26	-8.77%



* We have considered the market value for open stocks as on the previous day prior to the report for open stocks.

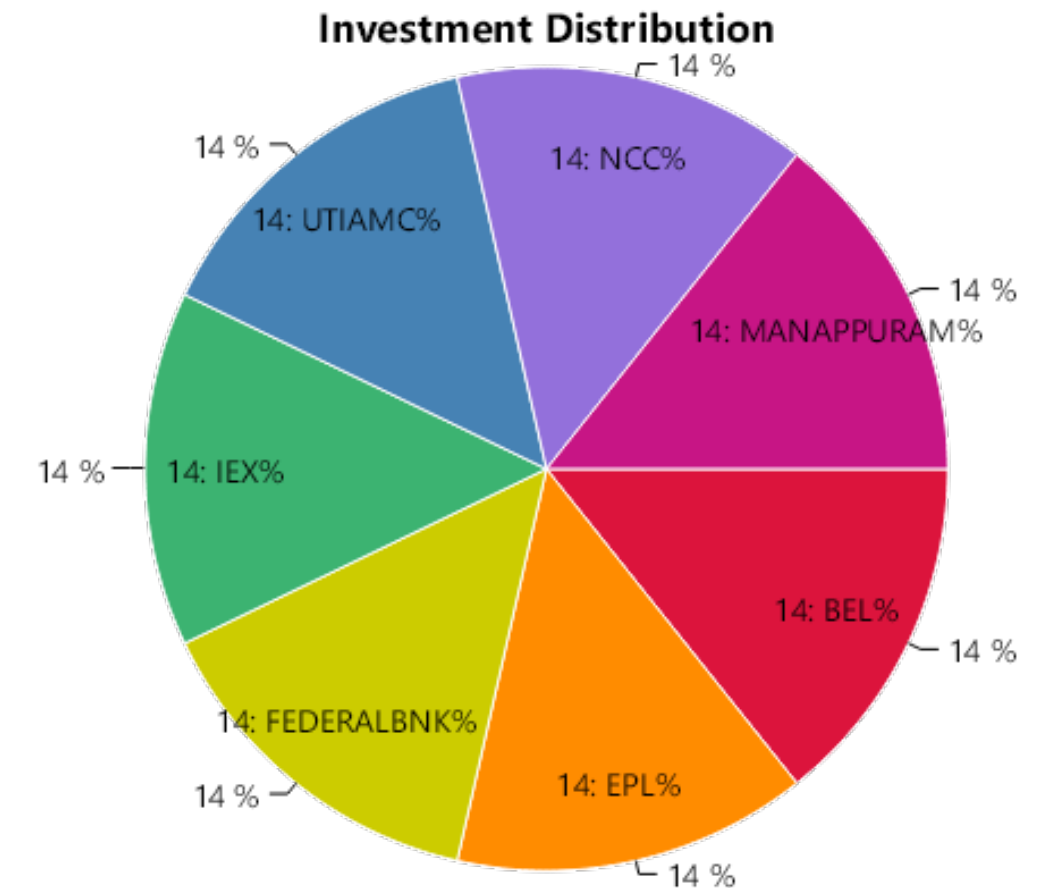
** Includes unrealized gains for open stocks, if any.

STOCK WISE PERFORMANCE SUMMARY

Sr No.	Stock Name	Status	Amount Invested*	Sale Proceeds*	Profit/(Loss)**	%Return
1	BEL	Profit	60210.20	62349.29	2139.09	3.55%
2	EPL	Profit	60401.26	62708.24	2306.98	3.82%
3	FEDERALBNK	Profit	60267.71	62283.82	2016.11	3.35%
4	IEX	Profit	60578.51	62634.34	2055.83	3.39%
5	UTIAMC	Profit	59682.20	61857.90	2175.70	3.65%
6	NCC	Open	60409.78	29125.74	-31284.04	-51.79%
7	MANAPPURAM	Loss	60375.08	47112.40	-13262.68	-21.97%
Total			421924.74	388071.73	-33853.01	-8.02%

OVERALL PERFORMANCE SUMMARY

Amount Invested	Sale Proceeds	Profit/(Loss)	%Return
421924.74	388071.73	-33853.01	-8.02%



* We have considered the market value for open stocks as on the previous day prior to the report for open stocks.

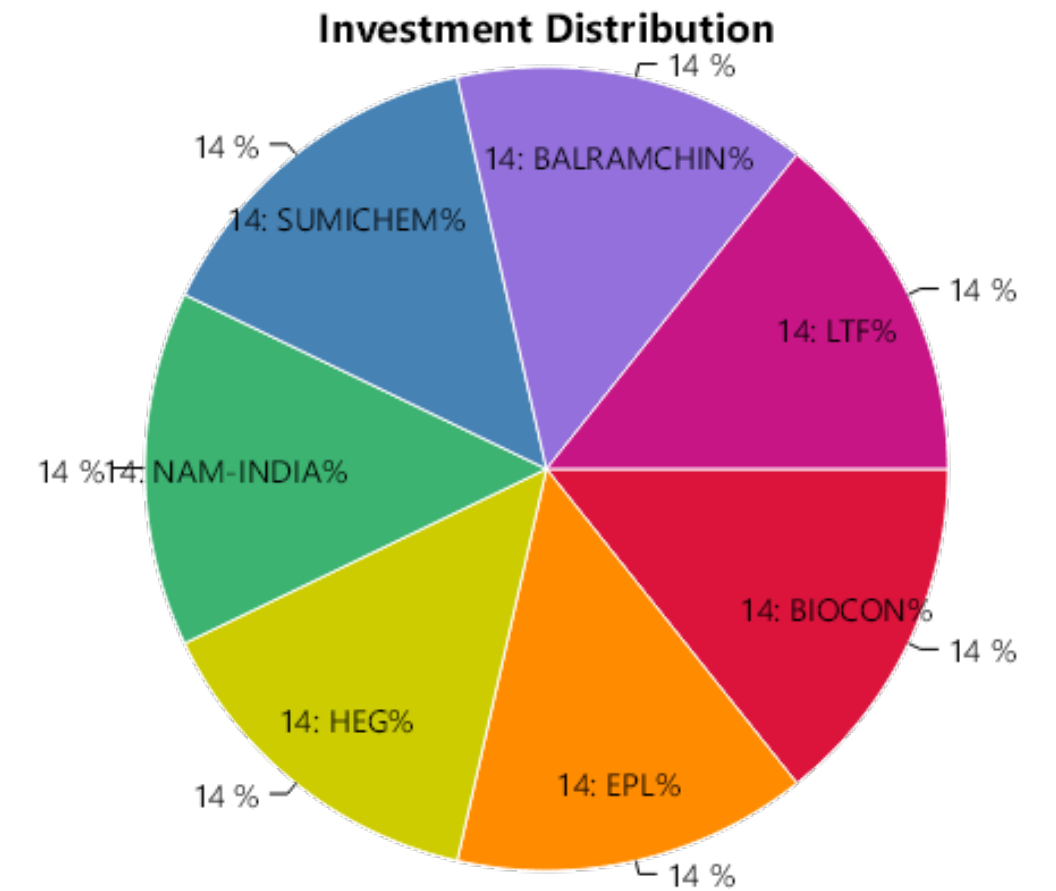
** Includes unrealized gains for open stocks, if any.

STOCK WISE PERFORMANCE SUMMARY

Sr No.	Stock Name	Status	Amount Invested*	Sale Proceeds*	Profit/(Loss)**	%Return
1	BIOCON	Profit	54217.50	56058.00	1840.50	3.39%
2	EPL	Profit	54406.68	55867.57	1460.89	2.69%
3	HEG	Profit	53506.20	55469.26	1963.06	3.67%
4	NAM-INDIA	Profit	54297.54	56097.70	1800.16	3.32%
5	SUMICHEM	Profit	54104.66	55840.85	1736.19	3.21%
6	BALRAMCHIN	Loss	53941.21	42304.30	-11636.91	-21.57%
7	LTF	Loss	53984.48	42620.43	-11364.05	-21.05%
Total			378458.27	364258.11	-14200.16	-3.75%

OVERALL PERFORMANCE SUMMARY

Amount Invested	Sale Proceeds	Profit/(Loss)	%Return
378458.27	364258.11	-14200.16	-3.75%



* We have considered the market value for open stocks as on the previous day prior to the report for open stocks.

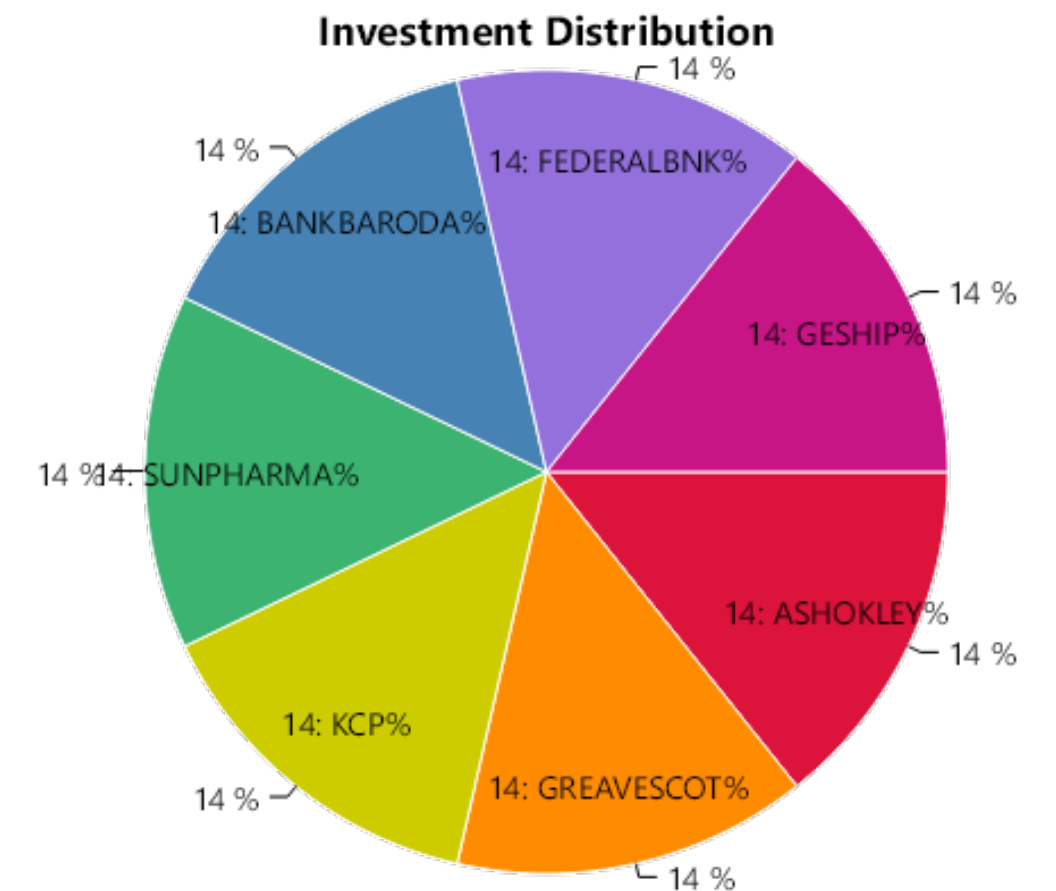
** Includes unrealized gains for open stocks, if any.

STOCK WISE PERFORMANCE SUMMARY

Sr No.	Stock Name	Status	Amount Invested*	Sale Proceeds*	Profit/(Loss)**	%Return
1	ASHOKLEY	Profit	110984.16	115294.69	4310.53	3.88%
2	GREAVESCOT	Profit	109981.05	114880.64	4899.59	4.45%
3	KCP	Profit	110059.90	115750.93	5691.03	5.17%
4	SUNPHARMA	Profit	108962.40	109567.20	604.80	0.56%
5	BANKBARODA	Open	109944.12	126126.00	16181.88	14.72%
6	FEDERALBNK	Loss	109932.93	103712.87	-6220.06	-5.66%
7	GESHIP	Loss	108992.70	86023.93	-22968.77	-21.07%
Total			768857.26	771356.26	2499.00	0.33%

OVERALL PERFORMANCE SUMMARY

Amount Invested	Sale Proceeds	Profit/(Loss)	%Return
768857.26	771356.26	2499.00	0.33%



* We have considered the market value for open stocks as on the previous day prior to the report for open stocks.

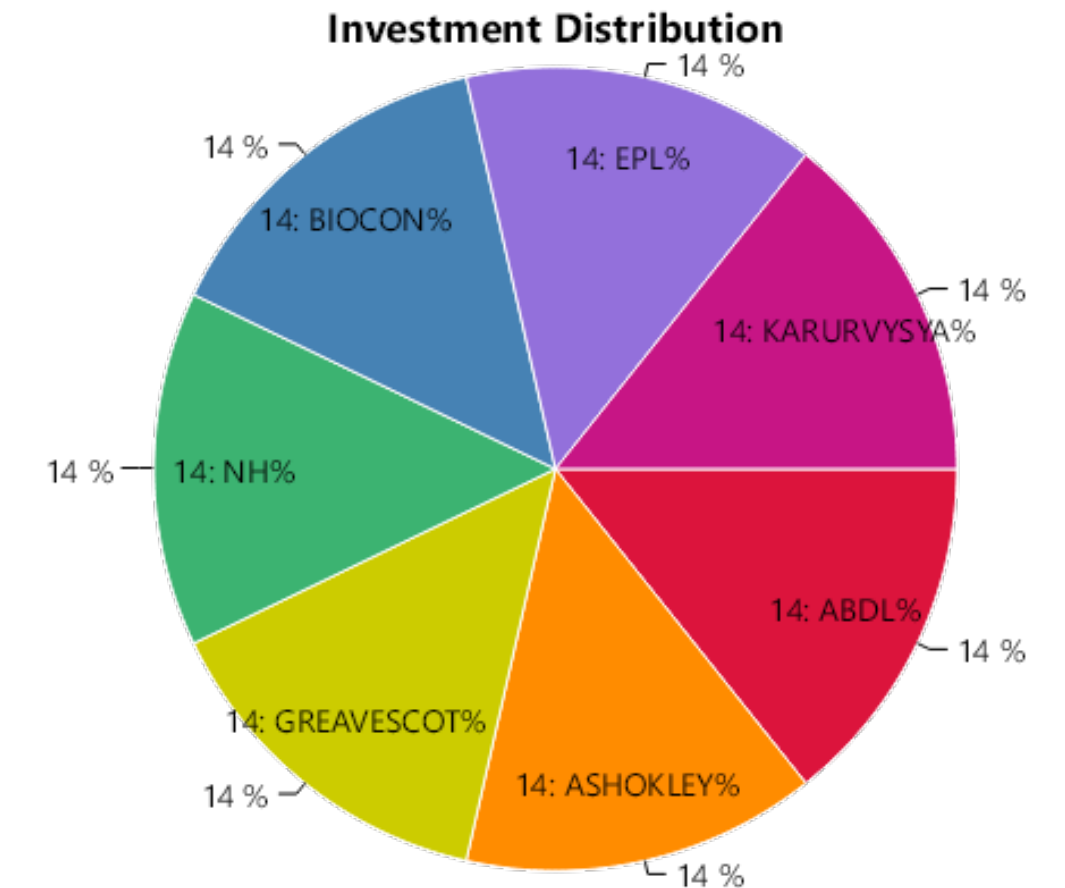
** Includes unrealized gains for open stocks, if any.

STOCK WISE PERFORMANCE SUMMARY

Sr No.	Stock Name	Status	Amount Invested*	Sale Proceeds*	Profit/(Loss)**	%Return
1	ABDL	Profit	72334.84	75803.56	3468.72	4.80%
2	ASHOKLEY	Profit	72129.13	71955.97	-173.16	-0.24%
3	GREAVESCOT	Profit	72510.50	88840.07	16329.57	22.52%
4	NH	Profit	71588.16	75046.94	3458.78	4.83%
5	BIOCON	Loss	72299.28	57735.48	-14563.80	-20.14%
6	EPL	Loss	72411.56	56667.48	-15744.08	-21.74%
7	KARURVYSYA	Loss	72391.62	56692.02	-15699.60	-21.69%
Total			505665.09	482741.52	-22923.57	-4.53%

OVERALL PERFORMANCE SUMMARY

Amount Invested	Sale Proceeds	Profit/(Loss)	%Return
505665.09	482741.52	-22923.57	-4.53%



* We have considered the market value for open stocks as on the previous day prior to the report for open stocks.

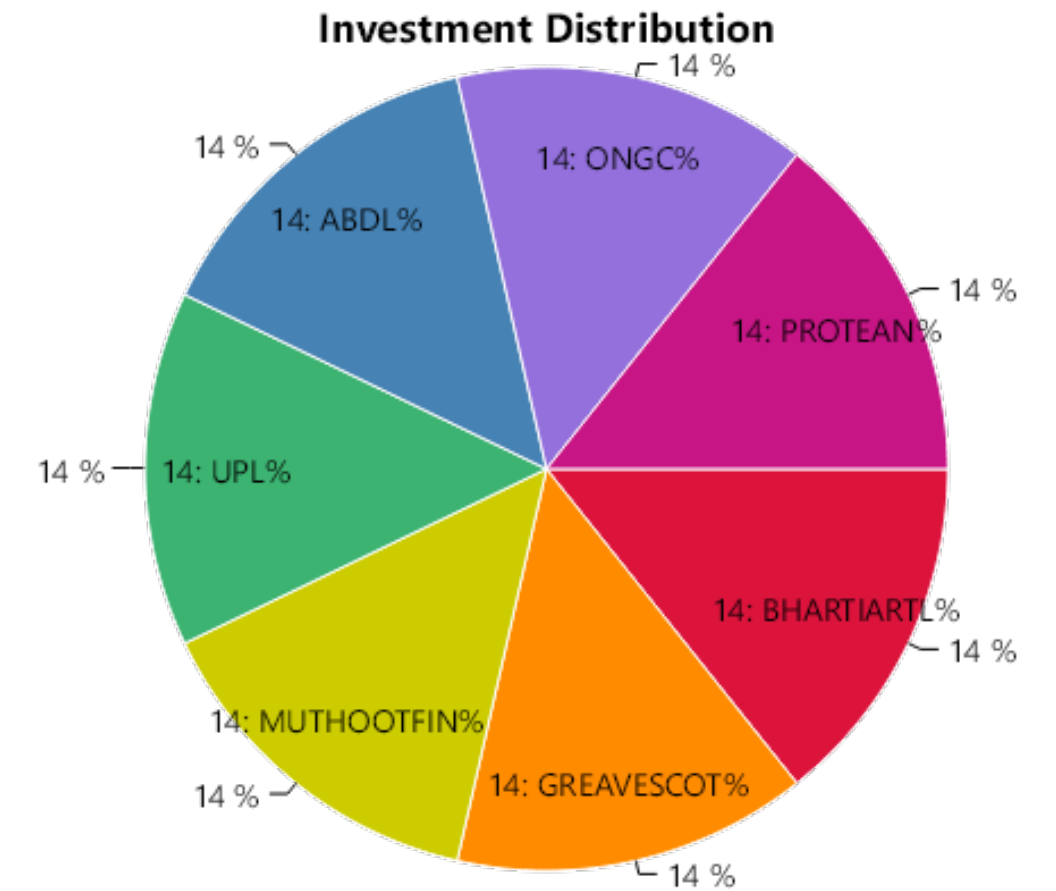
** Includes unrealized gains for open stocks, if any.

STOCK WISE PERFORMANCE SUMMARY

Sr No.	Stock Name	Status	Amount Invested*	Sale Proceeds*	Profit/(Loss)**	%Return
1	BHARTIARTL	Profit	42025.65	44134.22	2108.57	5.02%
2	GREAVESCOT	Profit	42686.16	44324.00	1637.84	3.84%
3	MUTHOOTFIN	Profit	42646.94	44290.60	1643.66	3.85%
4	UPL	Profit	42732.47	43686.39	953.92	2.23%
5	ABDL	Loss	42114.12	33958.97	-8155.15	-19.36%
6	ONGC	Loss	42664.78	39287.33	-3377.45	-7.92%
7	PROTEAN	Loss	41572.31	33342.20	-8230.11	-19.80%
Total			296442.43	283023.71	-13418.72	-4.53%

OVERALL PERFORMANCE SUMMARY

Amount Invested	Sale Proceeds	Profit/(Loss)	%Return
296442.43	283023.71	-13418.72	-4.53%



* We have considered the market value for open stocks as on the previous day prior to the report for open stocks.

** Includes unrealized gains for open stocks, if any.

Contact Details

 LKP Securities Ltd, SPIP Division

 91 22 66351336 / 91 22 66351337  spip@lkpsec.com

 Registered Office: 203, Embassy Centre, Nariman Point, Mumbai - 400021.

 Registered Office: 2nd Floor, Gala Impecca, Andheri Kurla Road, Near Hotel Courtyard Marriott, Chakala, Andheri (East), Mumbai-400059.

Compliance & Grievance Officer

 Mr. Ritesh Tiwari

 022-6635 1234

 ho_compliance@lkpsec.com

Disclaimer & Disclosure : LKP Securities Ltd. (CIN-U67120MH1994PLC080039, www.Lkpsec.com) and its affiliates are a full- fledged, brokerage and financing group. LKP Securities Ltd is a SEBI registered Research Analyst with registration number INH000001758. LKP is a corporate trading member of Bombay Stock Exchange Limited (BSE), National Stock Exchange of India Limited (NSE) and Metropolitan Stock Exchange of India Limited (MSEI). LKP along with its subsidiaries offers the most comprehensive avenues for investments and is engaged in the businesses including stock broking (Institutional and retail), merchant banking, commodity broking, depository participant rendered in connection with distribution of primary market issues and financial products like mutual funds etc.

LKP offers research services to clients. The analyst for this report certifies that all of the views expressed in this report accurately reflect his or her personal views about the subject company or companies and its or their securities, and no part of his or her compensation was, is or will be, directly or indirectly related to specific recommendations or views expressed in this report.

Further, the information in the document has been printed on the basis of publicly available information; internal data and other sources believed to be true and are for general guidance only but which may have not been verified independently. While every effort is made to ensure the accuracy and completeness of information contained, the company takes no responsibility and assumes no liability for any error/ omission or accuracy of the information. Recipients of this material should rely on their own judgments and conclusions from relevant sources before making any investment. The investments discussed or recommended in this report may not be suitable for all investors. Opinion expressed is the current opinion as of the date appearing on the material only. Value of the investments referred to in this material are subject to volatility. Past performance is not a guide for future performance. Investment in securities market are subject to market risks. Read all the related documents carefully before investing. Registration granted by SEBI and certification from NISM in no way guarantee performance of the intermediary or provide any assurance of returns to investors. These securities quoted are for illustration only and are not recommendatory.

Mr. S. Ranganathan (Advisor) - SEBI Registration No-INH2200252399,
Mr. Kunal Bothra (Research Analyst) - SEBI Registered No. INH000005263

THANK YOU