

SPIP Performance Report 2024-2025

Client Name : VAISHALI VILAS DATAR

Client Code : RA001750

Date : 23/12/2025



Sr No.	Month	Amount Invested	Sale Proceeds*	Profit/(Loss)**	%Return
1	Aug-2024	992163.56	918936.76	-73226.80	-7.38%
2	Sep-2024	323160.29	312696.52	-10463.77	-3.24%
3	Oct-2024	282661.77	273491.38	-9170.39	-3.24%
4	Dec-2024	277570.84	290464.08	12893.24	4.65%
5	Jan-2025	42832.01	52530.91	9698.90	22.64%
6	Feb-2025	70405.41	82126.33	11720.92	16.65%

* We have considered the market value for open stocks as on the previous day prior to the report for open stocks.

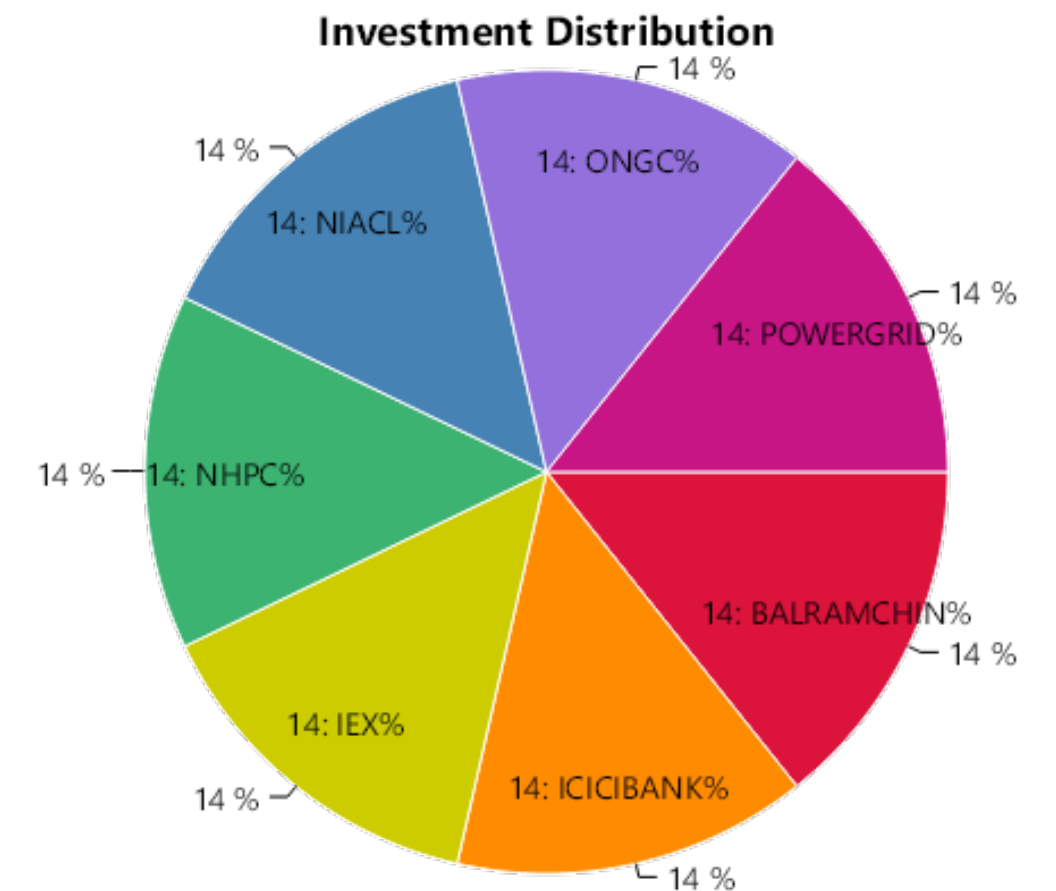
** Includes unrealized gains for open stocks, if any.

STOCK WISE PERFORMANCE SUMMARY

Sr No.	Stock Name	Status	Amount Invested*	Sale Proceeds*	Profit/(Loss)**	%Return
1	BALRAMCHIN	Profit	141712.24	152178.23	10465.99	7.39%
2	ICICIBANK	Profit	140920.33	151779.60	10859.27	7.71%
3	IEX	Profit	141949.47	153390.39	11440.92	8.06%
4	NHPC	Loss	141976.80	116048.51	-25928.29	-18.26%
5	NIACL	Loss	141896.88	113451.42	-28445.46	-20.05%
6	ONGC	Loss	141779.01	116922.96	-24856.05	-17.53%
7	POWERGRID	Loss	141928.83	115165.65	-26763.18	-18.86%
	Total		992163.56	918936.76	-73226.80	-7.38%

OVERALL PERFORMANCE SUMMARY

Amount Invested	Sale Proceeds	Profit/(Loss)	%Return
992163.56	918936.76	-73226.80	-7.38%



* We have considered the market value for open stocks as on the previous day prior to the report for open stocks.

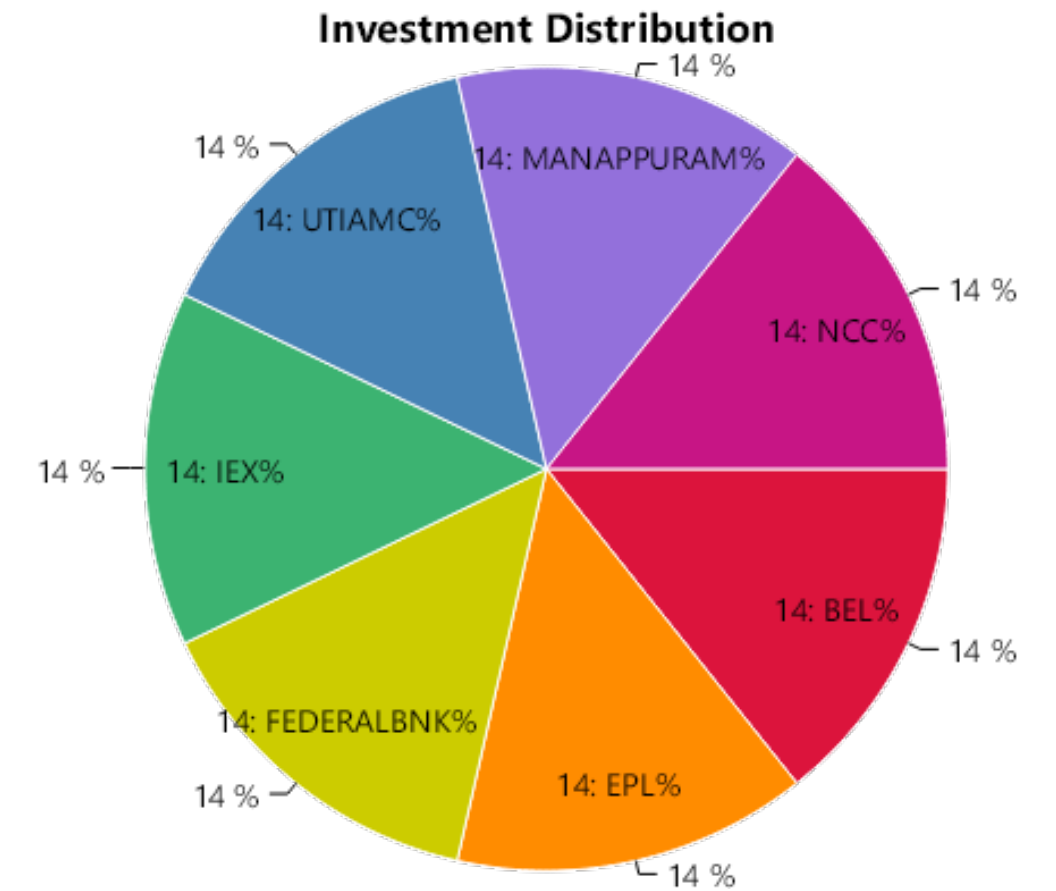
** Includes unrealized gains for open stocks, if any.

STOCK WISE PERFORMANCE SUMMARY

Sr No.	Stock Name	Status	Amount Invested*	Sale Proceeds*	Profit/(Loss)**	%Return
1	BEL	Profit	46085.87	47992.47	1906.60	4.14%
2	EPL	Profit	46307.03	48337.62	2030.59	4.39%
3	FEDERALBNK	Profit	46207.09	48036.18	1829.09	3.96%
4	IEX	Profit	46336.47	48190.83	1854.36	4.00%
5	UTIAMC	Profit	45505.96	47422.05	1916.09	4.21%
6	MANAPPURAM	Loss	46408.70	36469.23	-9939.47	-21.42%
7	NCC	Loss	46309.17	36248.14	-10061.03	-21.73%
Total			323160.29	312696.52	-10463.77	-3.24%

OVERALL PERFORMANCE SUMMARY

Amount Invested	Sale Proceeds	Profit/(Loss)	%Return
323160.29	312696.52	-10463.77	-3.24%



* We have considered the market value for open stocks as on the previous day prior to the report for open stocks.

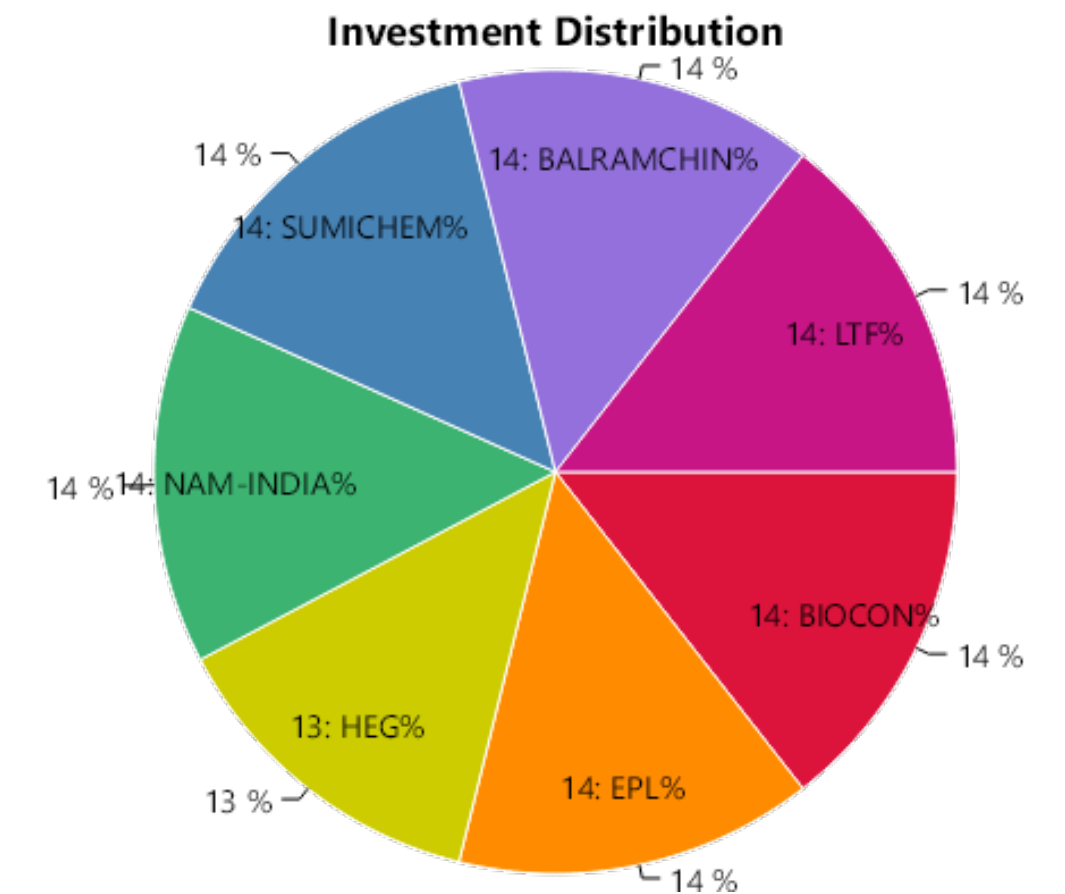
** Includes unrealized gains for open stocks, if any.

STOCK WISE PERFORMANCE SUMMARY

Sr No.	Stock Name	Status	Amount Invested*	Sale Proceeds*	Profit/(Loss)**	%Return
1	BIOCON	Profit	40685.65	42336.58	1650.93	4.06%
2	EPL	Profit	40837.84	42162.54	1324.70	3.24%
3	HEG	Profit	38816.80	40442.56	1625.76	4.19%
4	NAM-INDIA	Profit	40788.87	42371.57	1582.70	3.88%
5	SUMICHEM	Profit	40616.47	42148.40	1531.93	3.77%
6	BALRAMCHIN	Loss	40336.83	31822.66	-8514.17	-21.11%
7	LTF	Loss	40579.31	32207.07	-8372.24	-20.63%
Total			282661.77	273491.38	-9170.39	-3.24%

OVERALL PERFORMANCE SUMMARY

Amount Invested	Sale Proceeds	Profit/(Loss)	%Return
282661.77	273491.38	-9170.39	-3.24%



* We have considered the market value for open stocks as on the previous day prior to the report for open stocks.

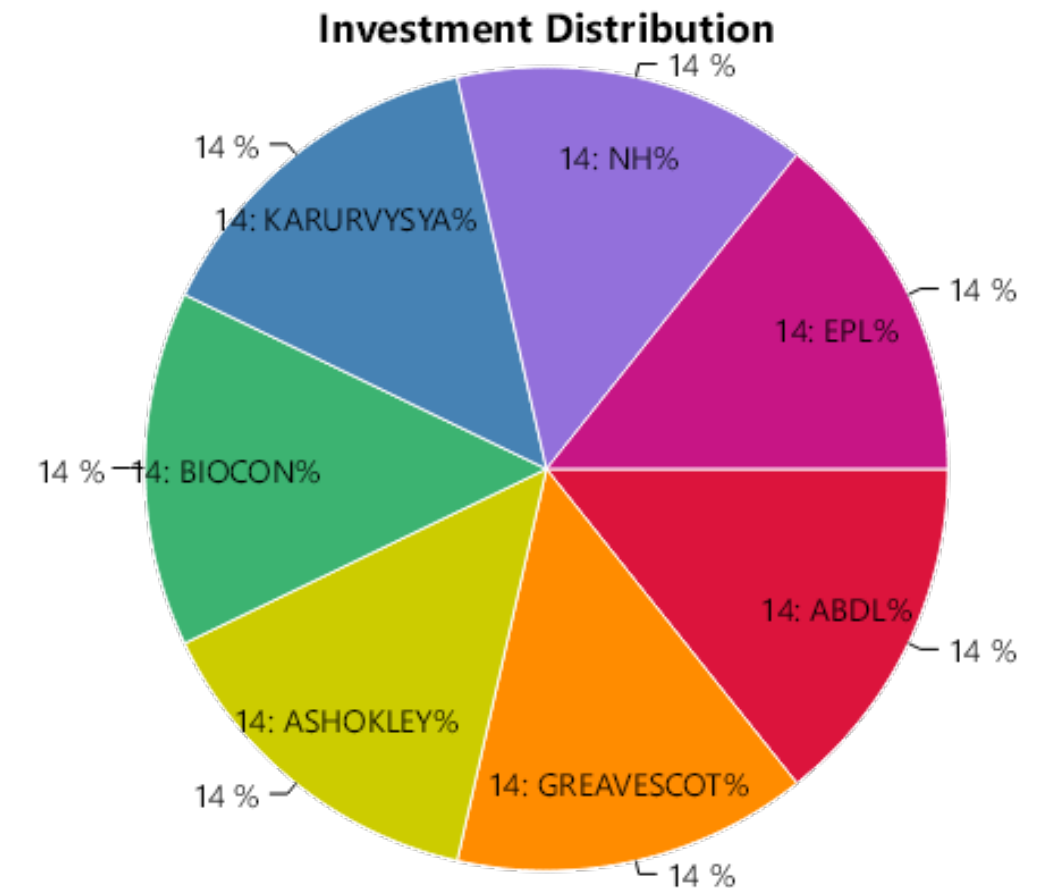
** Includes unrealized gains for open stocks, if any.

STOCK WISE PERFORMANCE SUMMARY

Sr No.	Stock Name	Status	Amount Invested*	Sale Proceeds*	Profit/(Loss)**	%Return
1	ABDL	Profit	39796.51	41914.04	2117.53	5.32%
2	GREAVESCOT	Profit	39859.50	49328.12	9468.62	23.75%
3	ASHOKLEY	Open	39593.32	29921.45	-9671.87	-24.43%
4	BIOCON	Open	39484.20	41926.50	2442.30	6.19%
5	KARURVYSYA	Open	39788.82	40917.96	1129.14	2.84%
6	NH	Open	39073.44	55001.40	15927.96	40.76%
7	EPL	Loss	39975.05	31454.61	-8520.44	-21.31%
Total			277570.84	290464.08	12893.24	4.65%

OVERALL PERFORMANCE SUMMARY

Amount Invested	Sale Proceeds	Profit/(Loss)	%Return
277570.84	290464.08	12893.24	4.65%



* We have considered the market value for open stocks as on the previous day prior to the report for open stocks.

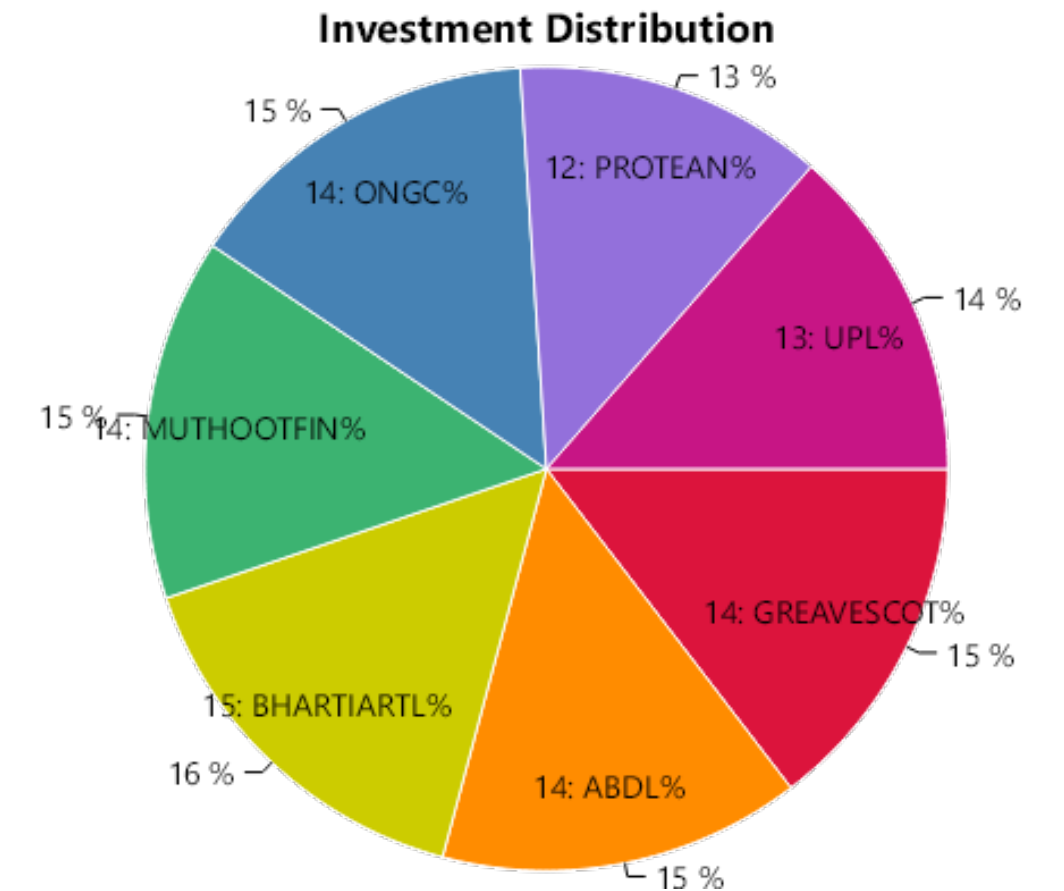
** Includes unrealized gains for open stocks, if any.

STOCK WISE PERFORMANCE SUMMARY

Sr No.	Stock Name	Status	Amount Invested*	Sale Proceeds*	Profit/(Loss)**	%Return
1	GREAVESCOT	Profit	6396.37	6671.24	274.87	4.30%
2	ABDL	Open	6175.62	9410.25	3234.63	52.38%
3	BHARTIARTL	Open	6424.72	8590.40	2165.68	33.71%
4	MUTHOOTFIN	Open	6372.56	11371.20	4998.64	78.44%
5	ONGC	Open	6313.35	5620.32	-693.03	-10.98%
6	PROTEAN	Open	5181.42	2325.45	-2855.97	-55.12%
7	UPL	Open	5967.97	8542.05	2574.08	43.13%
Total			42832.01	52530.91	9698.90	22.64%

OVERALL PERFORMANCE SUMMARY

Amount Invested	Sale Proceeds	Profit/(Loss)	%Return
42832.01	52530.91	9698.90	22.64%



* We have considered the market value for open stocks as on the previous day prior to the report for open stocks.

** Includes unrealized gains for open stocks, if any.

STOCK WISE PERFORMANCE SUMMARY

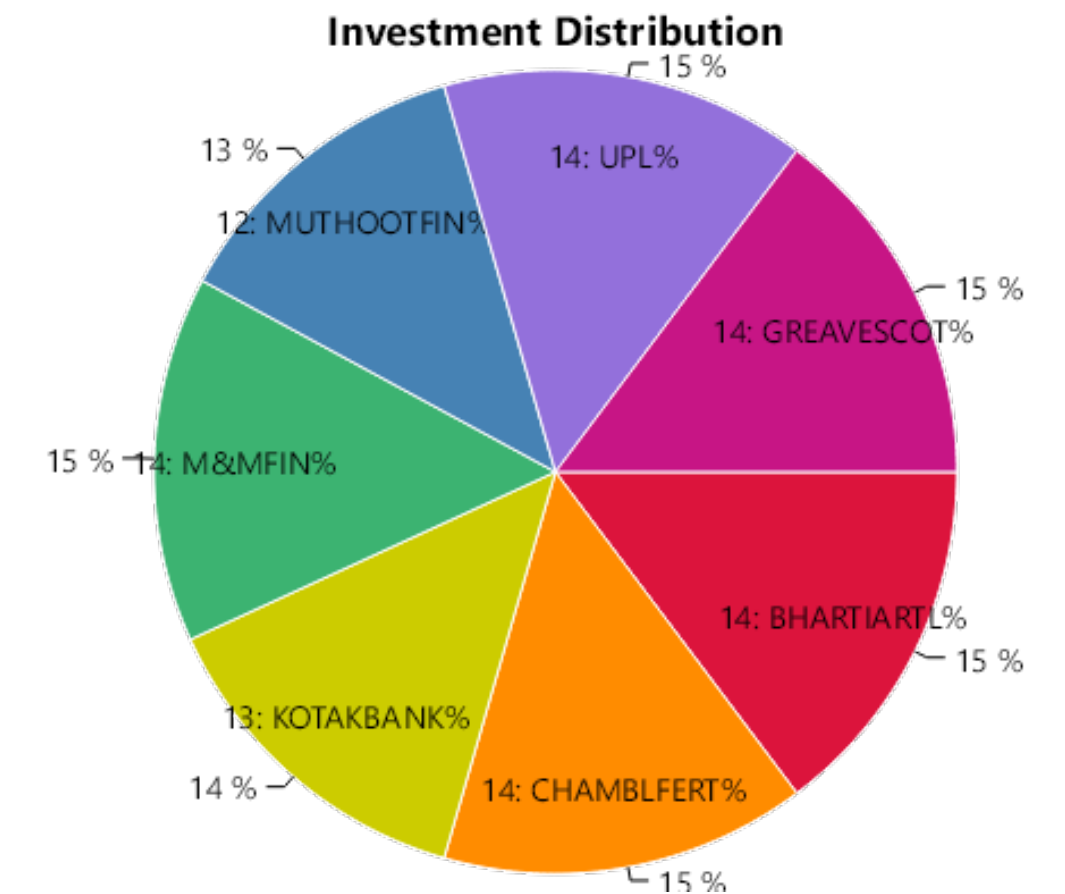
Sr No.	Stock Name	Status	Amount Invested*	Sale Proceeds*	Profit/(Loss)**	%Return
1	BHARTIARTL	Open	10165.38	12885.60	2720.22	26.76%
2	CHAMBLFERT	Open	10495.22	8853.05	-1642.17	-15.65%
3	KOTAKBANK	Open	9699.20	10748.50	1049.30	10.82%
4	M&MFIN	Open	10415.65	13800.50	3384.85	32.50%
5	MUTHOOTFIN	Open	9002.44	15161.60	6159.16	68.42%
6	UPL	Open	10233.60	12424.80	2191.20	21.41%
7	GREAVESCOT	Loss	10393.92	8252.28	-2141.64	-20.60%
Total			70405.41	82126.33	11720.92	16.65%

OVERALL PERFORMANCE SUMMARY

Amount Invested	Sale Proceeds	Profit/(Loss)	%Return
70405.41	82126.33	11720.92	16.65%

* We have considered the market value for open stocks as on the previous day prior to the report for open stocks.

** Includes unrealized gains for open stocks, if any.



Contact Details

 LKP Securities Ltd, SPIP Division

 91 22 66351336 / 91 22 66351337  spip@lkpsec.com

 Registered Office: 203, Embassy Centre, Nariman Point, Mumbai - 400021.

 Registered Office: 2nd Floor, Gala Impecca, Andheri Kurla Road, Near Hotel Courtyard Marriott, Chakala, Andheri (East), Mumbai-400059.

Compliance & Grievance Officer

 Mr. Ritesh Tiwari

 022-6635 1234

 ho_compliance@lkpsec.com

Disclaimer & Disclosure : LKP Securities Ltd. (CIN-U67120MH1994PLC080039, www.Lkpsec.com) and its affiliates are a full- fledged, brokerage and financing group. LKP Securities Ltd is a SEBI registered Research Analyst with registration number INH000001758. LKP is a corporate trading member of Bombay Stock Exchange Limited (BSE), National Stock Exchange of India Limited (NSE) and Metropolitan Stock Exchange of India Limited (MSEI). LKP along with its subsidiaries offers the most comprehensive avenues for investments and is engaged in the businesses including stock broking (Institutional and retail), merchant banking, commodity broking, depository participant rendered in connection with distribution of primary market issues and financial products like mutual funds etc.

LKP offers research services to clients. The analyst for this report certifies that all of the views expressed in this report accurately reflect his or her personal views about the subject company or companies and its or their securities, and no part of his or her compensation was, is or will be, directly or indirectly related to specific recommendations or views expressed in this report.

Further, the information in the document has been printed on the basis of publicly available information; internal data and other sources believed to be true and are for general guidance only but which may have not been verified independently. While every effort is made to ensure the accuracy and completeness of information contained, the company takes no responsibility and assumes no liability for any error/ omission or accuracy of the information. Recipients of this material should rely on their own judgments and conclusions from relevant sources before making any investment. The investments discussed or recommended in this report may not be suitable for all investors. Opinion expressed is the current opinion as of the date appearing on the material only. Value of the investments referred to in this material are subject to volatility. Past performance is not a guide for future performance. Investment in securities market are subject to market risks. Read all the related documents carefully before investing. Registration granted by SEBI and certification from NISM in no way guarantee performance of the intermediary or provide any assurance of returns to investors. These securities quoted are for illustration only and are not recommendatory.

Mr. S. Ranganathan (Advisor) - SEBI Registration No-INH2200252399,
Mr. Kunal Bothra (Research Analyst) - SEBI Registered No. INH000005263



THANK YOU