

# SPIP Performance Report 2024-2025

Client Name : SANJAY BALKRISHNA KULKARNI

Client Code : RA001762

Date : 23/12/2025



Sr No.	Month	Amount Invested	Sale Proceeds*	Profit/(Loss)**	%Return
1	Aug-2024	297996.97	274158.02	-23838.95	-8.00%
2	Sep-2024	83550.34	80341.65	-3208.69	-3.84%
3	Oct-2024	215558.86	207372.66	-8186.20	-3.80%
4	Nov-2024	196318.18	187519.08	-8799.10	-4.48%
5	Dec-2024	184696.77	176212.62	-8484.15	-4.59%

\* We have considered the market value for open stocks as on the previous day prior to the report for open stocks.

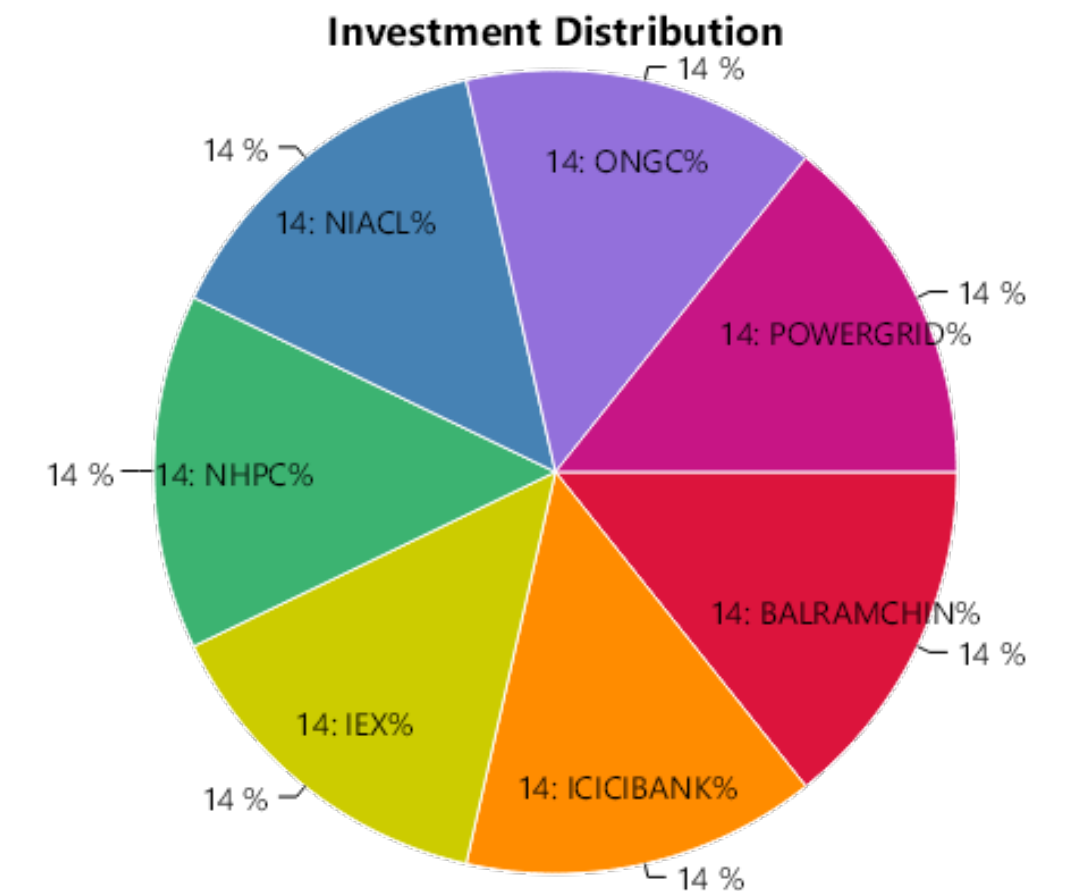
\*\* Includes unrealized gains for open stocks, if any.

## STOCK WISE PERFORMANCE SUMMARY

Sr No.	Stock Name	Status	Amount Invested*	Sale Proceeds*	Profit/(Loss)**	%Return
1	BALRAMCHIN	Profit	42305.66	45163.84	2858.18	6.76%
2	ICICIBANK	Profit	42726.32	45419.76	2693.44	6.30%
3	IEX	Profit	42629.11	45840.78	3211.67	7.53%
4	NHPC	Loss	42687.20	34689.60	-7997.60	-18.74%
5	NIACL	Loss	42527.07	33802.21	-8724.86	-20.52%
6	ONGC	Loss	42593.53	34936.44	-7657.09	-17.98%
7	POWERGRID	Loss	42528.08	34305.39	-8222.69	-19.33%
<b>Total</b>			<b>297996.97</b>	<b>274158.02</b>	<b>-23838.95</b>	<b>-8.00%</b>

## OVERALL PERFORMANCE SUMMARY

Amount Invested	Sale Proceeds	Profit/(Loss)	%Return
297996.97	274158.02	-23838.95	-8.00%



\* We have considered the market value for open stocks as on the previous day prior to the report for open stocks.

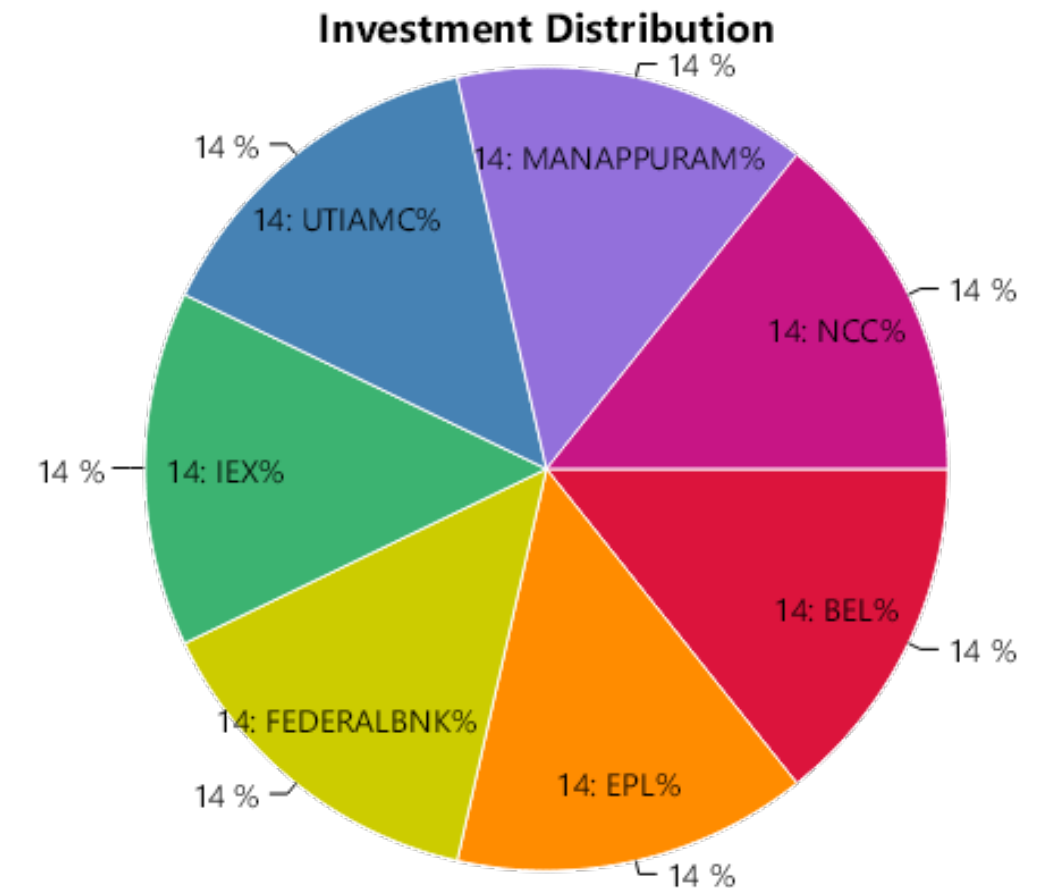
\*\* Includes unrealized gains for open stocks, if any.

## STOCK WISE PERFORMANCE SUMMARY

Sr No.	Stock Name	Status	Amount Invested*	Sale Proceeds*	Profit/(Loss)**	%Return
1	BEL	Profit	11859.81	12284.65	424.84	3.58%
2	EPL	Profit	11928.20	12383.37	455.17	3.82%
3	FEDERALBNK	Profit	11934.24	12332.54	398.30	3.34%
4	IEX	Profit	12032.94	12440.59	407.65	3.39%
5	UTIAMC	Profit	11702.60	12129.05	426.45	3.64%
6	MANAPPURAM	Loss	12075.23	9420.69	-2654.54	-21.98%
7	NCC	Loss	12017.32	9350.76	-2666.56	-22.19%
<b>Total</b>			<b>83550.34</b>	<b>80341.65</b>	<b>-3208.69</b>	<b>-3.84%</b>

## OVERALL PERFORMANCE SUMMARY

Amount Invested	Sale Proceeds	Profit/(Loss)	%Return
83550.34	80341.65	-3208.69	-3.84%



\* We have considered the market value for open stocks as on the previous day prior to the report for open stocks.

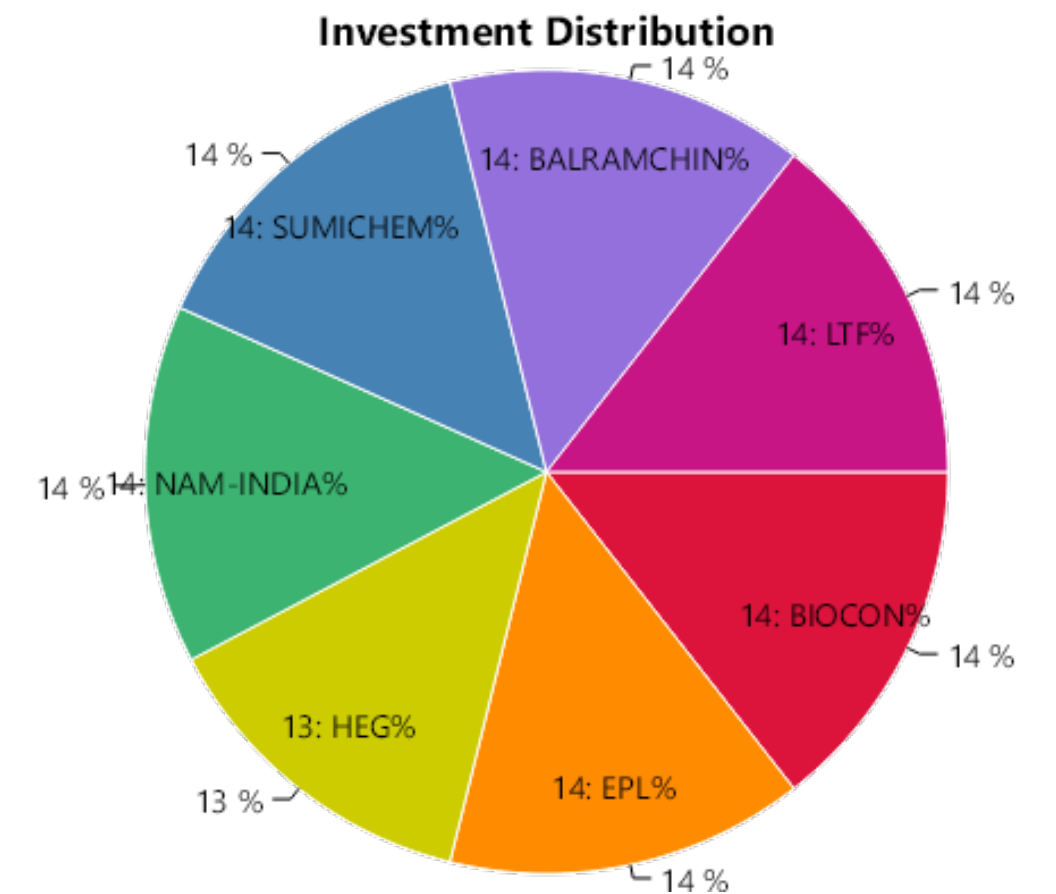
\*\* Includes unrealized gains for open stocks, if any.

## STOCK WISE PERFORMANCE SUMMARY

Sr No.	Stock Name	Status	Amount Invested*	Sale Proceeds*	Profit/(Loss)**	%Return
1	BIOCON	Profit	31045.66	32140.09	1094.43	3.53%
2	EPL	Profit	31243.44	32081.99	838.55	2.68%
3	HEG	Profit	29185.20	30255.96	1070.76	3.67%
4	NAM-INDIA	Profit	30835.41	31857.94	1022.53	3.32%
5	SUMICHEM	Profit	31235.40	32236.28	1000.88	3.20%
6	BALRAMCHIN	Loss	31001.06	24323.40	-6677.66	-21.54%
7	LTF	Loss	31012.69	24477.00	-6535.69	-21.07%
<b>Total</b>			<b>215558.86</b>	<b>207372.66</b>	<b>-8186.20</b>	<b>-3.80%</b>

## OVERALL PERFORMANCE SUMMARY

Amount Invested	Sale Proceeds	Profit/(Loss)	%Return
215558.86	207372.66	-8186.20	-3.80%



\* We have considered the market value for open stocks as on the previous day prior to the report for open stocks.

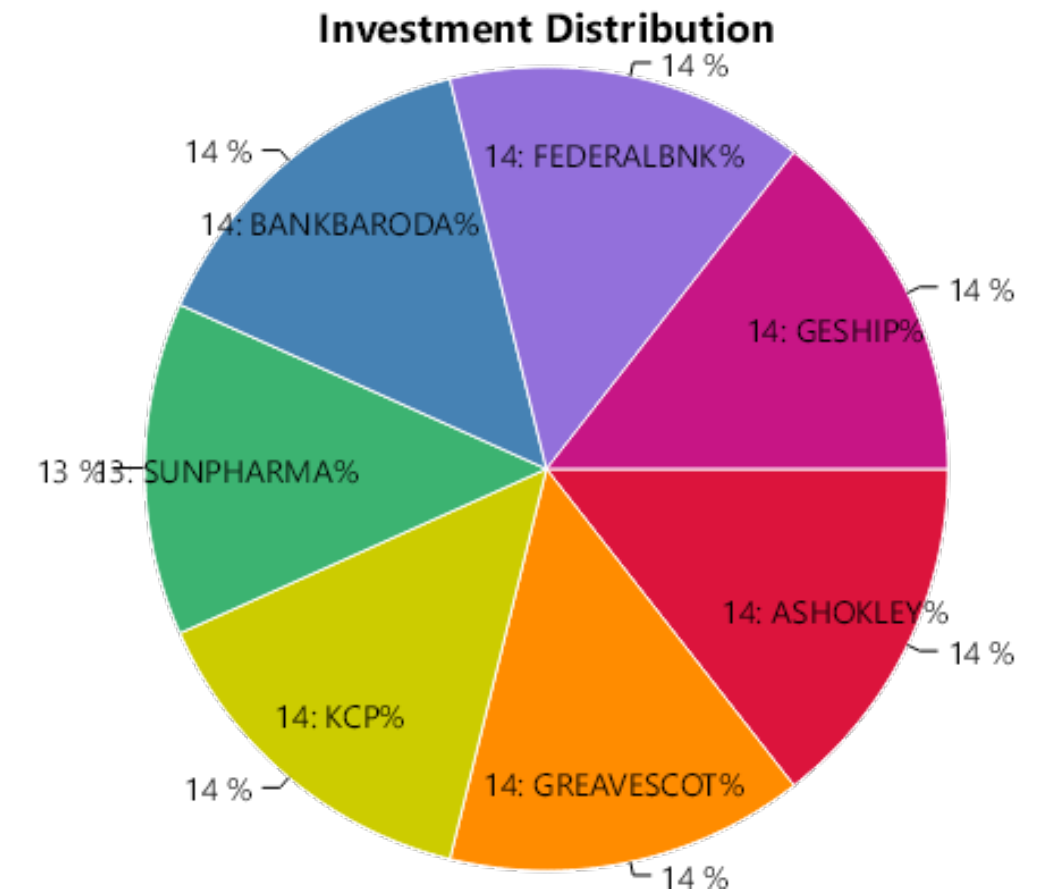
\*\* Includes unrealized gains for open stocks, if any.

## STOCK WISE PERFORMANCE SUMMARY

Sr No.	Stock Name	Status	Amount Invested*	Sale Proceeds*	Profit/(Loss)**	%Return
1	ASHOKLEY	Profit	28365.12	29466.82	1101.70	3.88%
2	GREAVESCOT	Profit	28301.81	29563.45	1261.64	4.46%
3	KCP	Profit	28212.36	29799.83	1587.47	5.63%
4	SUNPHARMA	Profit	27240.53	27387.30	146.77	0.54%
5	BANKBARODA	Loss	28146.03	22531.38	-5614.65	-19.95%
6	FEDERALBNK	Loss	28268.10	26786.24	-1481.86	-5.24%
7	GESHIP	Loss	27784.23	21984.06	-5800.17	-20.88%
<b>Total</b>			<b>196318.18</b>	<b>187519.08</b>	<b>-8799.10</b>	<b>-4.48%</b>

## OVERALL PERFORMANCE SUMMARY

Amount Invested	Sale Proceeds	Profit/(Loss)	%Return
196318.18	187519.08	-8799.10	-4.48%



\* We have considered the market value for open stocks as on the previous day prior to the report for open stocks.

\*\* Includes unrealized gains for open stocks, if any.

## STOCK WISE PERFORMANCE SUMMARY

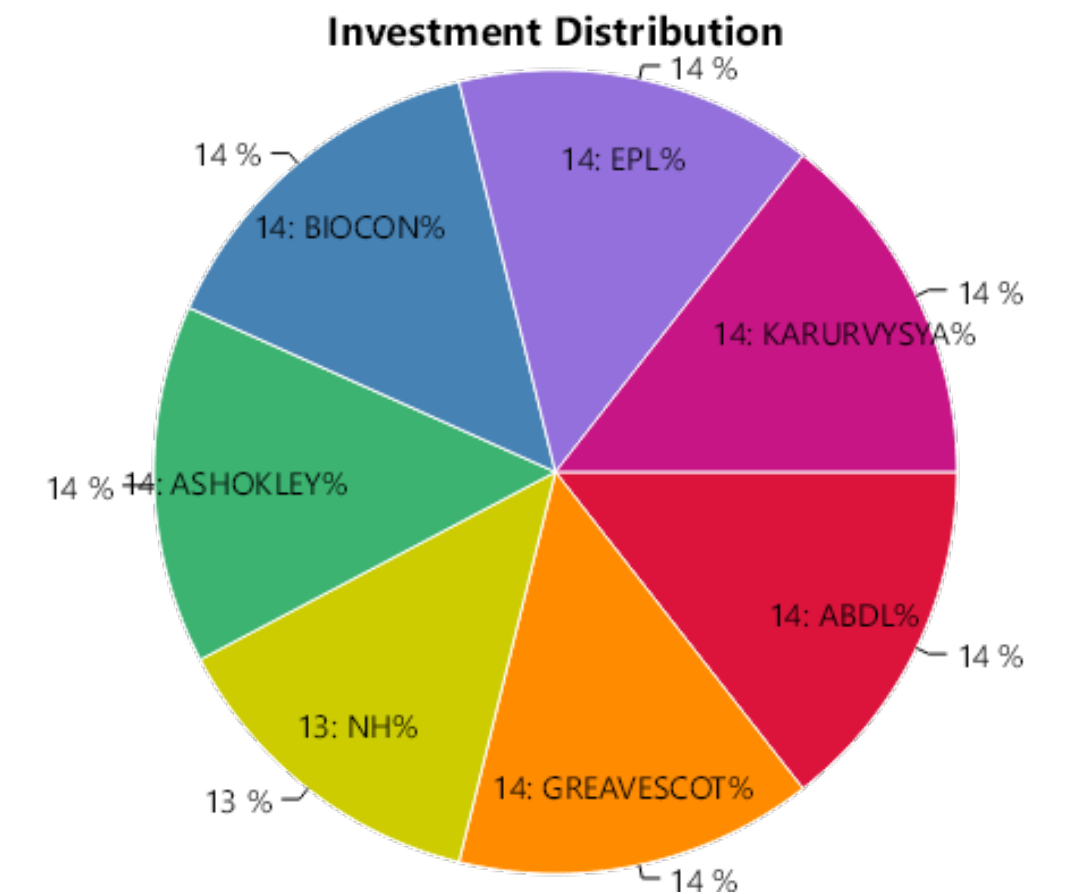
Sr No.	Stock Name	Status	Amount Invested*	Sale Proceeds*	Profit/(Loss)**	%Return
1	ABDL	Profit	26472.71	27742.29	1269.58	4.80%
2	GREAVESCOT	Profit	26587.17	32573.00	5985.83	22.51%
3	NH	Profit	25663.68	26903.62	1239.94	4.83%
4	ASHOKLEY	Loss	26393.80	26246.70	-147.10	-0.56%
5	BIOCON	Loss	26455.11	21159.60	-5295.51	-20.02%
6	EPL	Loss	26532.00	20761.77	-5770.23	-21.75%
7	KARURVYSYA	Loss	26592.30	20825.64	-5766.66	-21.69%
<b>Total</b>			<b>184696.77</b>	<b>176212.62</b>	<b>-8484.15</b>	<b>-4.59%</b>

## OVERALL PERFORMANCE SUMMARY

Amount Invested	Sale Proceeds	Profit/(Loss)	%Return
184696.77	176212.62	-8484.15	-4.59%

\* We have considered the market value for open stocks as on the previous day prior to the report for open stocks.

\*\* Includes unrealized gains for open stocks, if any.



## Contact Details

 LKP Securities Ltd, SPIP Division

 91 22 66351336 / 91 22 66351337     [spip@lkpsec.com](mailto:spip@lkpsec.com)

 Registered Office: 203, Embassy Centre, Nariman Point, Mumbai - 400021.

 Registered Office: 2nd Floor, Gala Impecca, Andheri Kurla Road, Near Hotel Courtyard Marriott, Chakala, Andheri (East), Mumbai-400059.

## Compliance & Grievance Officer

 Mr. Ritesh Tiwari

 022-6635 1234

 [ho\\_compliance@lkpsec.com](mailto:ho_compliance@lkpsec.com)

**Disclaimer & Disclosure :** LKP Securities Ltd. (CIN-U67120MH1994PLC080039, www.Lkpsec.com) and its affiliates are a full- fledged, brokerage and financing group. LKP Securities Ltd is a SEBI registered Research Analyst with registration number INH000001758. LKP is a corporate trading member of Bombay Stock Exchange Limited (BSE), National Stock Exchange of India Limited (NSE) and Metropolitan Stock Exchange of India Limited (MSEI). LKP along with its subsidiaries offers the most comprehensive avenues for investments and is engaged in the businesses including stock broking (Institutional and retail), merchant banking, commodity broking, depository participant rendered in connection with distribution of primary market issues and financial products like mutual funds etc.

LKP offers research services to clients. The analyst for this report certifies that all of the views expressed in this report accurately reflect his or her personal views about the subject company or companies and its or their securities, and no part of his or her compensation was, is or will be, directly or indirectly related to specific recommendations or views expressed in this report.

Further, the information in the document has been printed on the basis of publicly available information; internal data and other sources believed to be true and are for general guidance only but which may have not been verified independently. While every effort is made to ensure the accuracy and completeness of information contained, the company takes no responsibility and assumes no liability for any error/ omission or accuracy of the information. Recipients of this material should rely on their own judgments and conclusions from relevant sources before making any investment. The investments discussed or recommended in this report may not be suitable for all investors. Opinion expressed is the current opinion as of the date appearing on the material only. Value of the investments referred to in this material are subject to volatility. Past performance is not a guide for future performance. Investment in securities market are subject to market risks. Read all the related documents carefully before investing. Registration granted by SEBI and certification from NISM in no way guarantee performance of the intermediary or provide any assurance of returns to investors. These securities quoted are for illustration only and are not recommendatory.

Mr. S. Ranganathan (Advisor) - SEBI Registration No-INH2200252399,  
Mr. Kunal Bothra (Research Analyst) - SEBI Registered No. INH000005263



**THANK YOU**