

SPIP Performance Report 2024-2025

Client Name : SANGRAM VISHWASRAO GHATGE

Client Code : RA001771

Date : 23/12/2025



Sr No.	Month	Amount Invested	Sale Proceeds*	Profit/(Loss)**	%Return
1	Aug-2024	993811.96	918343.40	-75468.56	-7.59%
2	Sep-2024	307475.42	297217.70	-10257.72	-3.34%
3	Oct-2024	283769.42	276862.42	-6907.00	-2.43%
4	Nov-2024	596089.94	598190.60	2100.66	0.35%
5	Dec-2024	386500.25	359679.24	-26821.01	-6.94%
6	Feb-2025	410432.61	482844.88	72412.27	17.64%

* We have considered the market value for open stocks as on the previous day prior to the report for open stocks.

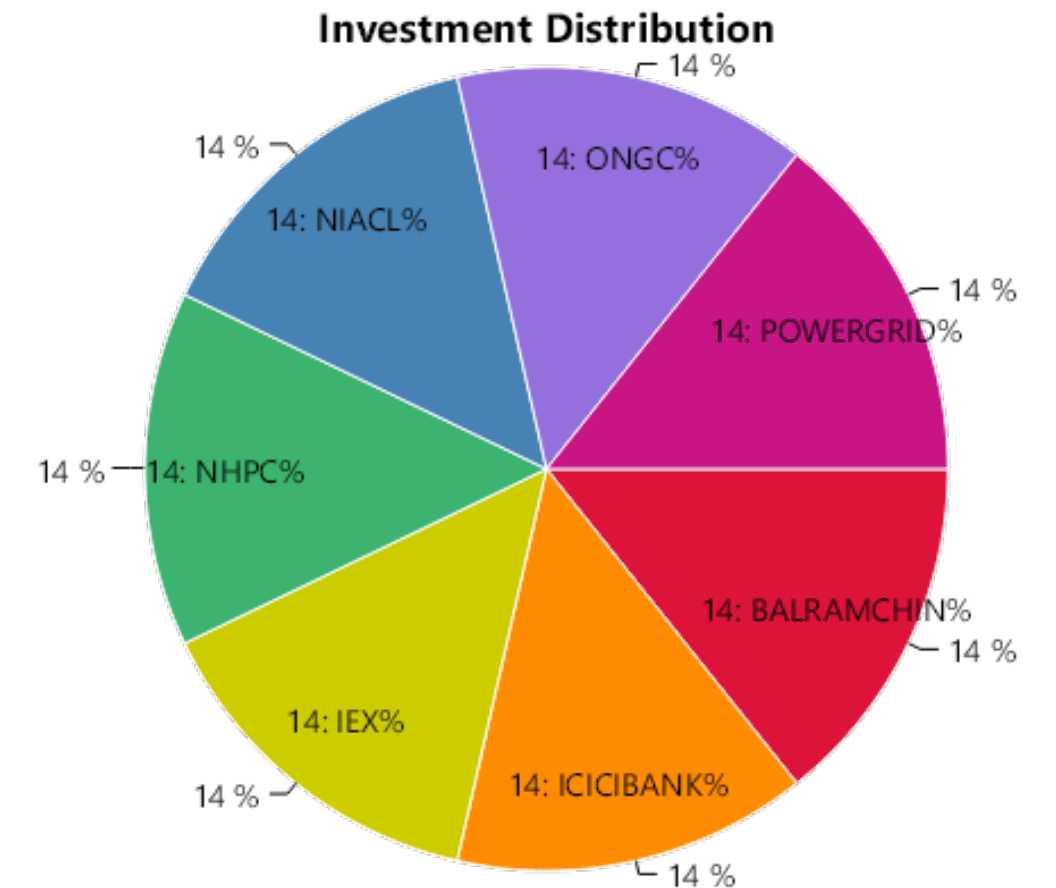
** Includes unrealized gains for open stocks, if any.

STOCK WISE PERFORMANCE SUMMARY

Sr No.	Stock Name	Status	Amount Invested*	Sale Proceeds*	Profit/(Loss)**	%Return
1	BALRAMCHIN	Profit	141795.40	152088.96	10293.56	7.26%
2	ICICIBANK	Profit	142076.69	151703.52	9626.83	6.78%
3	IEX	Profit	142028.46	153302.61	11274.15	7.94%
4	NHPC	Loss	142058.10	115988.14	-26069.96	-18.35%
5	NIACL	Loss	141980.24	113386.50	-28593.74	-20.14%
6	ONGC	Loss	141859.67	116775.82	-25083.85	-17.68%
7	POWERGRID	Loss	142013.40	115097.85	-26915.55	-18.95%
	Total		993811.96	918343.40	-75468.56	-7.59%

OVERALL PERFORMANCE SUMMARY

Amount Invested	Sale Proceeds	Profit/(Loss)	%Return
993811.96	918343.40	-75468.56	-7.59%



* We have considered the market value for open stocks as on the previous day prior to the report for open stocks.

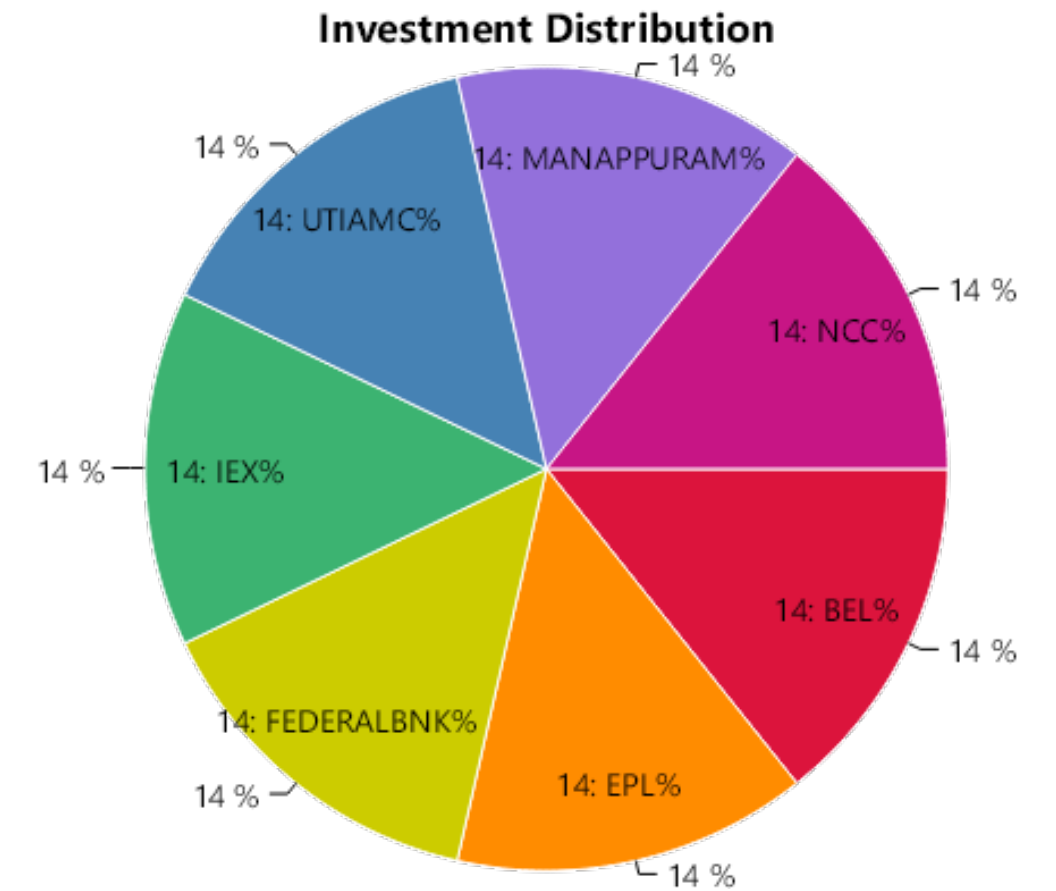
** Includes unrealized gains for open stocks, if any.

STOCK WISE PERFORMANCE SUMMARY

Sr No.	Stock Name	Status	Amount Invested*	Sale Proceeds*	Profit/(Loss)**	%Return
1	BEL	Profit	43990.17	45769.46	1779.29	4.04%
2	EPL	Profit	44055.71	45936.97	1881.26	4.27%
3	FEDERALBNK	Profit	44052.70	45743.60	1690.90	3.84%
4	IEX	Profit	44085.85	45797.27	1711.42	3.88%
5	UTIAMC	Profit	43197.66	44967.69	1770.03	4.10%
6	MANAPPURAM	Loss	44025.56	34549.53	-9476.03	-21.52%
7	NCC	Loss	44067.77	34453.18	-9614.59	-21.82%
Total			307475.42	297217.70	-10257.72	-3.34%

OVERALL PERFORMANCE SUMMARY

Amount Invested	Sale Proceeds	Profit/(Loss)	%Return
307475.42	297217.70	-10257.72	-3.34%



* We have considered the market value for open stocks as on the previous day prior to the report for open stocks.

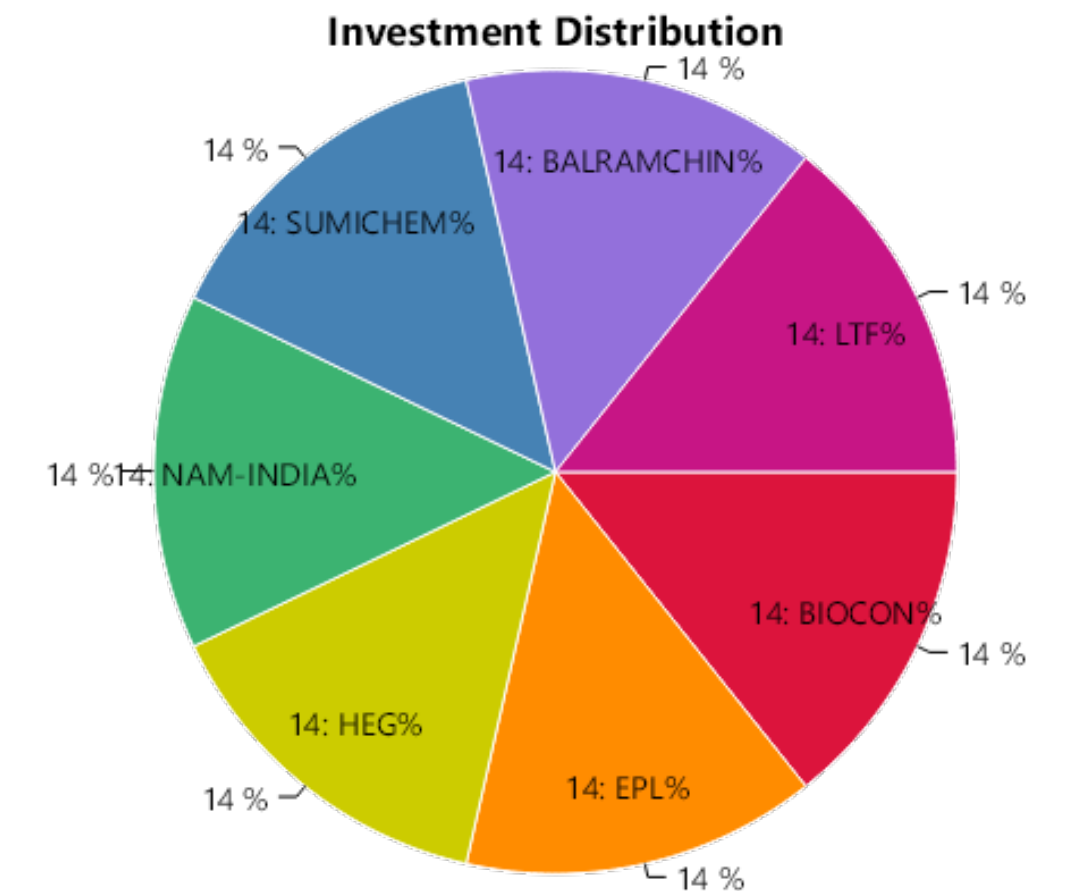
** Includes unrealized gains for open stocks, if any.

STOCK WISE PERFORMANCE SUMMARY

Sr No.	Stock Name	Status	Amount Invested*	Sale Proceeds*	Profit/(Loss)**	%Return
1	BIOCON	Profit	40677.37	42315.47	1638.10	4.03%
2	EPL	Profit	39860.91	42415.07	2554.16	6.41%
3	HEG	Profit	40665.55	42948.77	2283.22	5.61%
4	NAM-INDIA	Profit	40663.01	42346.23	1683.22	4.14%
5	SUMICHEM	Profit	41193.21	42701.35	1508.14	3.66%
6	BALRAMCHIN	Loss	40566.39	31803.71	-8762.68	-21.60%
7	LTF	Loss	40142.98	32331.82	-7811.16	-19.46%
Total			283769.42	276862.42	-6907.00	-2.43%

OVERALL PERFORMANCE SUMMARY

Amount Invested	Sale Proceeds	Profit/(Loss)	%Return
283769.42	276862.42	-6907.00	-2.43%



* We have considered the market value for open stocks as on the previous day prior to the report for open stocks.

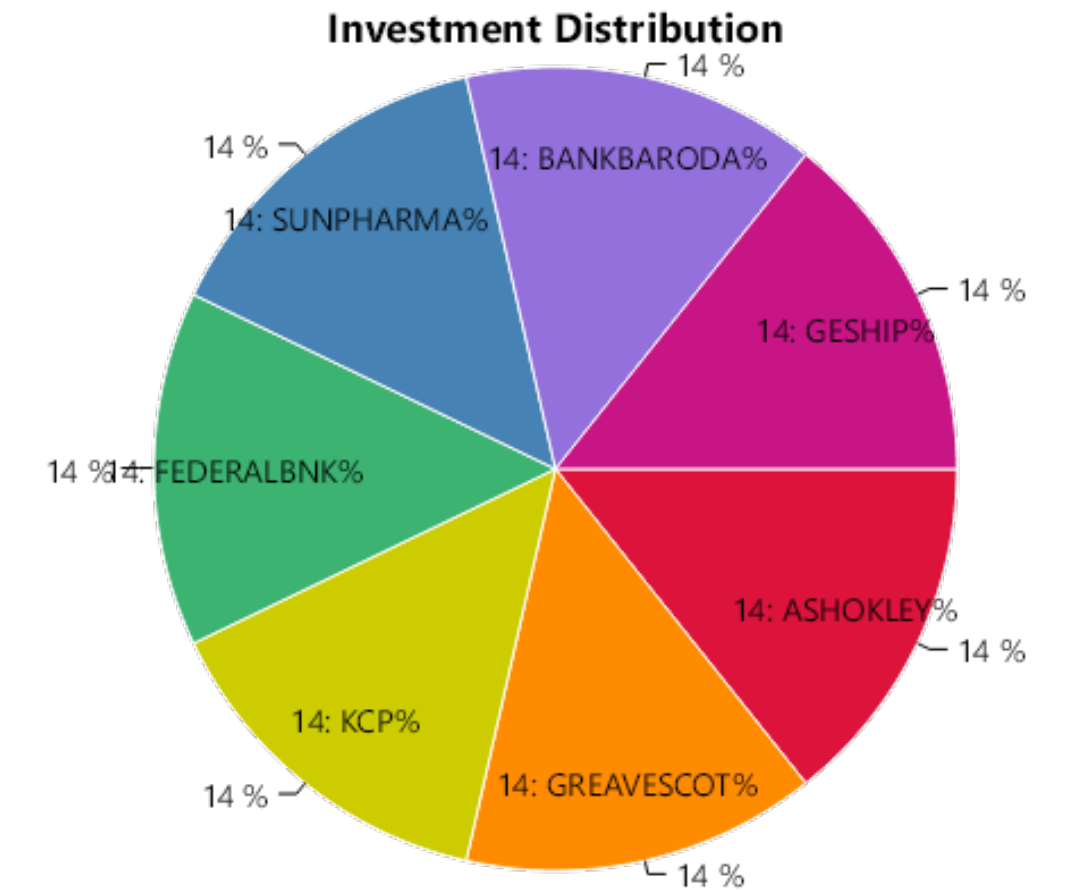
** Includes unrealized gains for open stocks, if any.

STOCK WISE PERFORMANCE SUMMARY

Sr No.	Stock Name	Status	Amount Invested*	Sale Proceeds*	Profit/(Loss)**	%Return
1	ASHOKLEY	Profit	85824.70	89549.17	3724.47	4.34%
2	GREAVESCOT	Profit	85115.58	89299.28	4183.70	4.92%
3	KCP	Profit	85066.45	89859.06	4792.61	5.63%
4	FEDERALBNK	Open	85126.62	110889.80	25763.18	30.26%
5	SUNPHARMA	Open	85183.79	83180.60	-2003.19	-2.35%
6	BANKBARODA	Loss	85169.75	68345.72	-16824.03	-19.75%
7	GESHIP	Loss	84603.05	67066.97	-17536.08	-20.73%
Total			596089.94	598190.60	2100.66	0.35%

OVERALL PERFORMANCE SUMMARY

Amount Invested	Sale Proceeds	Profit/(Loss)	%Return
596089.94	598190.60	2100.66	0.35%



* We have considered the market value for open stocks as on the previous day prior to the report for open stocks.

** Includes unrealized gains for open stocks, if any.

STOCK WISE PERFORMANCE SUMMARY

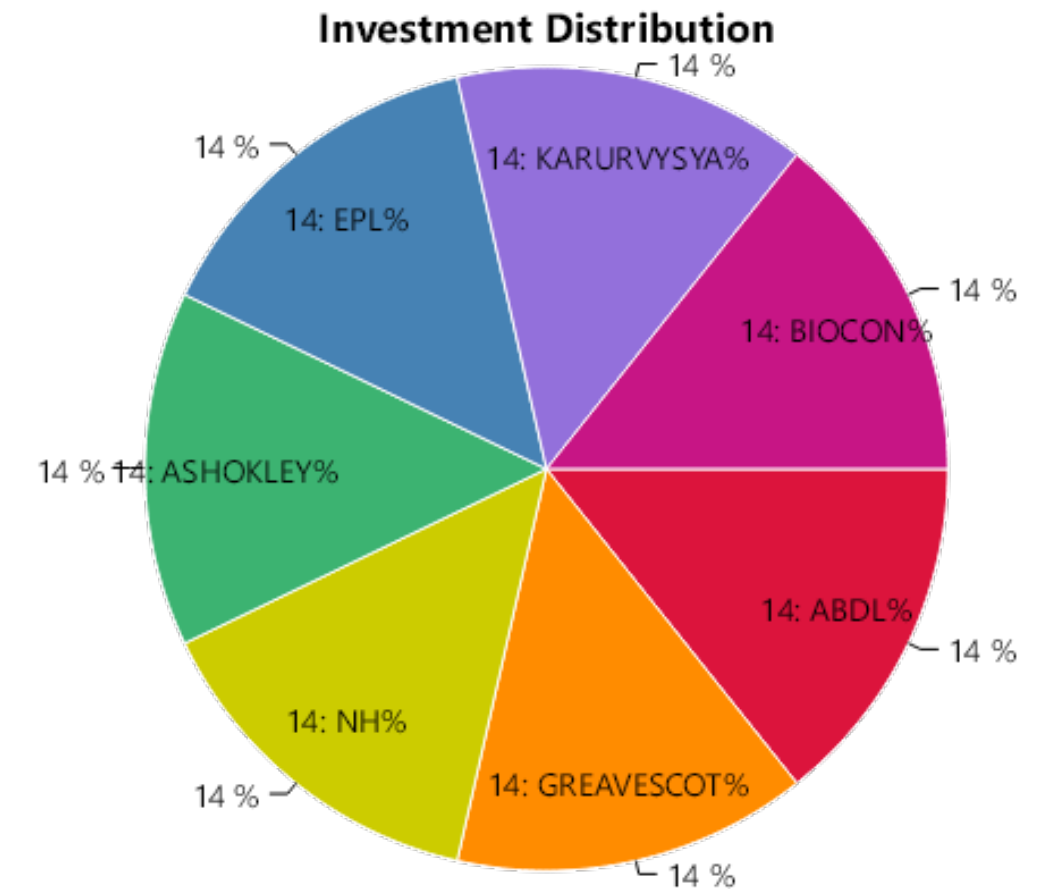
Sr No.	Stock Name	Status	Amount Invested*	Sale Proceeds*	Profit/(Loss)**	%Return
1	ABDL	Profit	55444.84	58336.76	2891.92	5.22%
2	GREAVESCOT	Profit	55105.03	68519.76	13414.73	24.34%
3	NH	Profit	55227.39	58172.03	2944.64	5.33%
4	ASHOKLEY	Open	54893.18	41606.75	-13286.43	-24.20%
5	EPL	Open	55440.83	31436.03	-24004.80	-43.30%
6	KARURVYSYA	Open	55128.09	57083.08	1954.99	3.55%
7	BIOCON	Loss	55260.89	44524.83	-10736.06	-19.43%
Total			386500.25	359679.24	-26821.01	-6.94%

OVERALL PERFORMANCE SUMMARY

Amount Invested	Sale Proceeds	Profit/(Loss)	%Return
386500.25	359679.24	-26821.01	-6.94%

* We have considered the market value for open stocks as on the previous day prior to the report for open stocks.

** Includes unrealized gains for open stocks, if any.

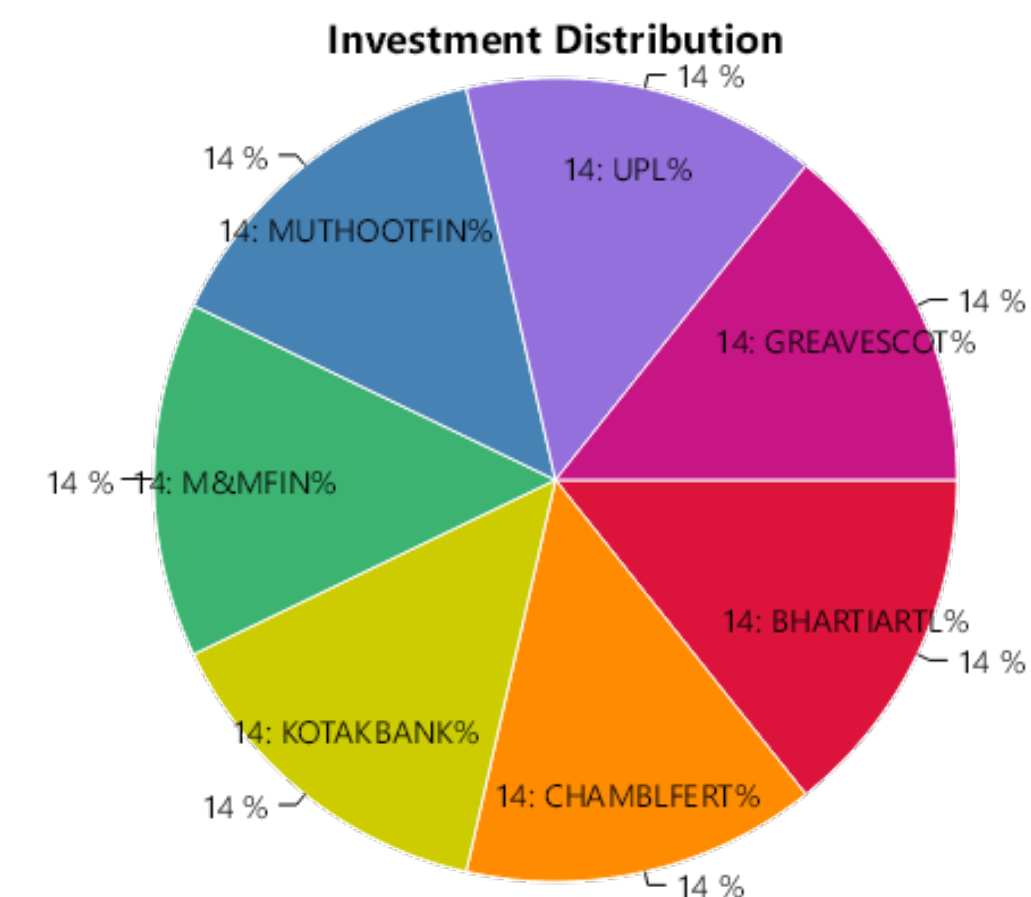


STOCK WISE PERFORMANCE SUMMARY

Sr No.	Stock Name	Status	Amount Invested*	Sale Proceeds*	Profit/(Loss)**	%Return
1	BHARTIARTL	Open	59327.45	75166.00	15838.55	26.70%
2	CHAMBLFERT	Open	58581.22	49390.70	-9190.52	-15.69%
3	KOTAKBANK	Open	58224.15	64491.00	6266.85	10.76%
4	M&MFIN	Open	58883.12	78071.40	19188.28	32.59%
5	MUTHOOTFIN	Open	58545.11	98550.40	40005.29	68.33%
6	UPL	Open	58232.17	70666.05	12433.88	21.35%
7	GREAVESCOT	Loss	58639.39	46509.33	-12130.06	-20.69%
Total			410432.61	482844.88	72412.27	17.64%

OVERALL PERFORMANCE SUMMARY

Amount Invested	Sale Proceeds	Profit/(Loss)	%Return
410432.61	482844.88	72412.27	17.64%



* We have considered the market value for open stocks as on the previous day prior to the report for open stocks.

** Includes unrealized gains for open stocks, if any.

Contact Details

 LKP Securities Ltd, SPIP Division

 91 22 66351336 / 91 22 66351337  spip@lkpsec.com

 Registered Office: 203, Embassy Centre, Nariman Point, Mumbai - 400021.

 Registered Office: 2nd Floor, Gala Impecca, Andheri Kurla Road, Near Hotel Courtyard Marriott, Chakala, Andheri (East), Mumbai-400059.

Compliance & Grievance Officer

 Mr. Ritesh Tiwari

 022-6635 1234

 ho_compliance@lkpsec.com

Disclaimer & Disclosure : LKP Securities Ltd. (CIN-U67120MH1994PLC080039, www.Lkpsec.com) and its affiliates are a full- fledged, brokerage and financing group. LKP Securities Ltd is a SEBI registered Research Analyst with registration number INH000001758. LKP is a corporate trading member of Bombay Stock Exchange Limited (BSE), National Stock Exchange of India Limited (NSE) and Metropolitan Stock Exchange of India Limited (MSEI). LKP along with its subsidiaries offers the most comprehensive avenues for investments and is engaged in the businesses including stock broking (Institutional and retail), merchant banking, commodity broking, depository participant rendered in connection with distribution of primary market issues and financial products like mutual funds etc.

LKP offers research services to clients. The analyst for this report certifies that all of the views expressed in this report accurately reflect his or her personal views about the subject company or companies and its or their securities, and no part of his or her compensation was, is or will be, directly or indirectly related to specific recommendations or views expressed in this report.

Further, the information in the document has been printed on the basis of publicly available information; internal data and other sources believed to be true and are for general guidance only but which may have not been verified independently. While every effort is made to ensure the accuracy and completeness of information contained, the company takes no responsibility and assumes no liability for any error/ omission or accuracy of the information. Recipients of this material should rely on their own judgments and conclusions from relevant sources before making any investment. The investments discussed or recommended in this report may not be suitable for all investors. Opinion expressed is the current opinion as of the date appearing on the material only. Value of the investments referred to in this material are subject to volatility. Past performance is not a guide for future performance. Investment in securities market are subject to market risks. Read all the related documents carefully before investing. Registration granted by SEBI and certification from NISM in no way guarantee performance of the intermediary or provide any assurance of returns to investors. These securities quoted are for illustration only and are not recommendatory.

Mr. S. Ranganathan (Advisor) - SEBI Registration No-INH2200252399,
Mr. Kunal Bothra (Research Analyst) - SEBI Registered No. INH000005263

THANK YOU