

SPIP Performance Report 2024-2025

Client Name : MR PANKAJ MAHENDRA DOSHI

Client Code : RA001789

Date : 23/12/2025



Sr No.	Month	Amount Invested	Sale Proceeds*	Profit/(Loss)**	%Return
1	Aug-2024	333255.06	307450.01	-25805.05	-7.74%
2	Sep-2024	237817.02	230097.04	-7719.98	-3.25%
3	Oct-2024	153105.65	150138.00	-2967.65	-1.94%
4	Nov-2024	247065.20	235993.41	-11071.79	-4.48%
5	Dec-2024	202088.34	194108.76	-7979.58	-3.95%
6	Feb-2025	83833.44	83252.95	-580.49	-0.69%

* We have considered the market value for open stocks as on the previous day prior to the report for open stocks.

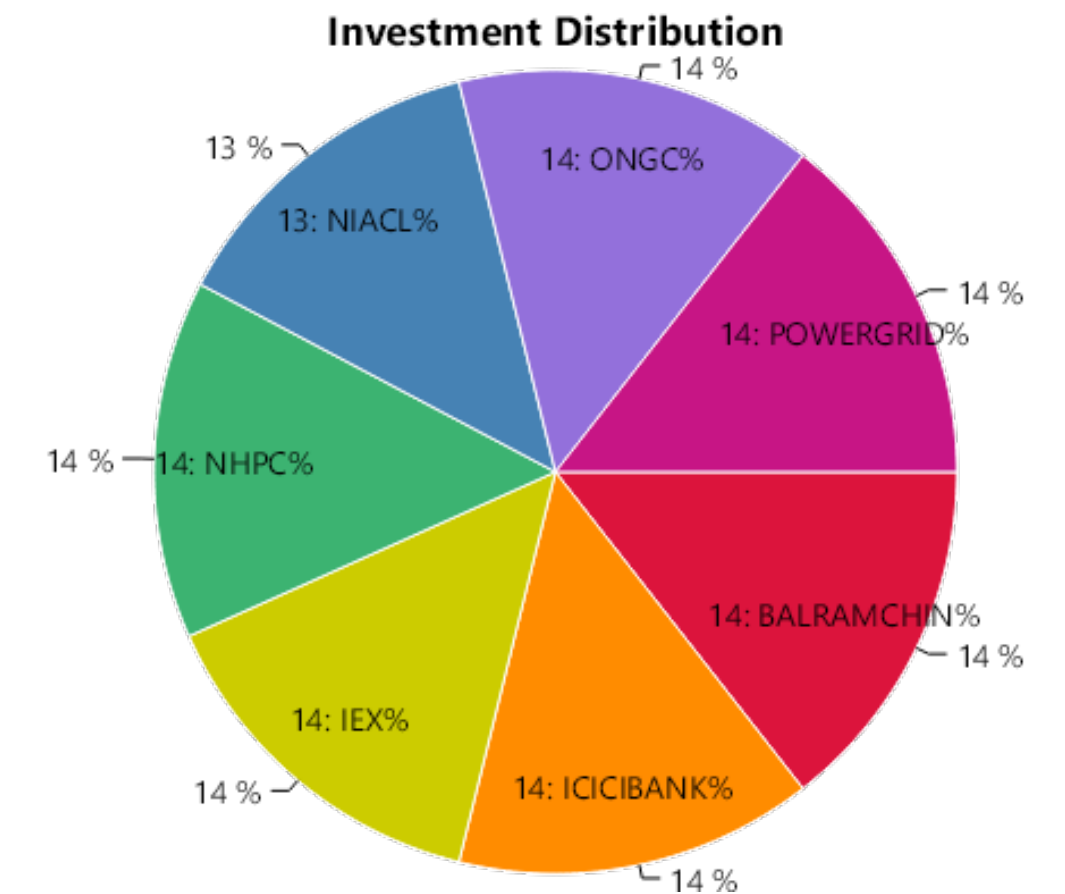
** Includes unrealized gains for open stocks, if any.

STOCK WISE PERFORMANCE SUMMARY

Sr No.	Stock Name	Status	Amount Invested*	Sale Proceeds*	Profit/(Loss)**	%Return
1	BALRAMCHIN	Profit	48645.78	51252.42	2606.64	5.36%
2	ICICIBANK	Profit	47540.71	50466.40	2925.69	6.15%
3	IEX	Profit	48340.24	51390.59	3050.35	6.31%
4	NHPC	Loss	47732.56	38353.68	-9378.88	-19.65%
5	NIACL	Loss	46612.07	38442.18	-8169.89	-17.53%
6	ONGC	Loss	47151.67	38803.01	-8348.66	-17.71%
7	POWERGRID	Loss	47232.03	38741.73	-8490.30	-17.98%
Total			333255.06	307450.01	-25805.05	-7.74%

OVERALL PERFORMANCE SUMMARY

Amount Invested	Sale Proceeds	Profit/(Loss)	%Return
333255.06	307450.01	-25805.05	-7.74%



* We have considered the market value for open stocks as on the previous day prior to the report for open stocks.

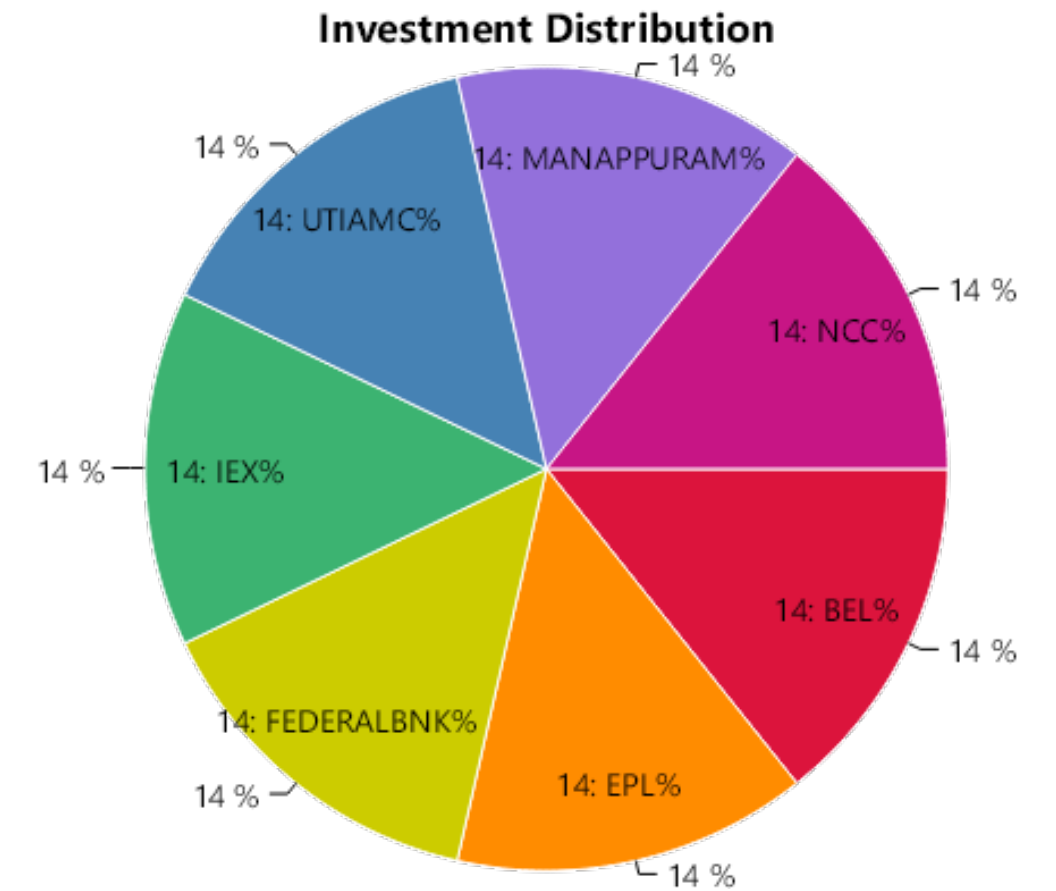
** Includes unrealized gains for open stocks, if any.

STOCK WISE PERFORMANCE SUMMARY

Sr No.	Stock Name	Status	Amount Invested*	Sale Proceeds*	Profit/(Loss)**	%Return
1	BEL	Profit	33736.56	35268.61	1532.05	4.54%
2	EPL	Profit	34261.15	35569.26	1308.11	3.82%
3	FEDERALBNK	Profit	33899.00	35356.59	1457.59	4.30%
4	IEX	Profit	33943.45	35392.27	1448.82	4.27%
5	UTIAMC	Profit	33936.87	35174.25	1237.38	3.65%
6	MANAPPURAM	Loss	33884.58	26799.22	-7085.36	-20.91%
7	NCC	Loss	34155.41	26536.84	-7618.57	-22.31%
Total			237817.02	230097.04	-7719.98	-3.25%

OVERALL PERFORMANCE SUMMARY

Amount Invested	Sale Proceeds	Profit/(Loss)	%Return
237817.02	230097.04	-7719.98	-3.25%



* We have considered the market value for open stocks as on the previous day prior to the report for open stocks.

** Includes unrealized gains for open stocks, if any.

STOCK WISE PERFORMANCE SUMMARY

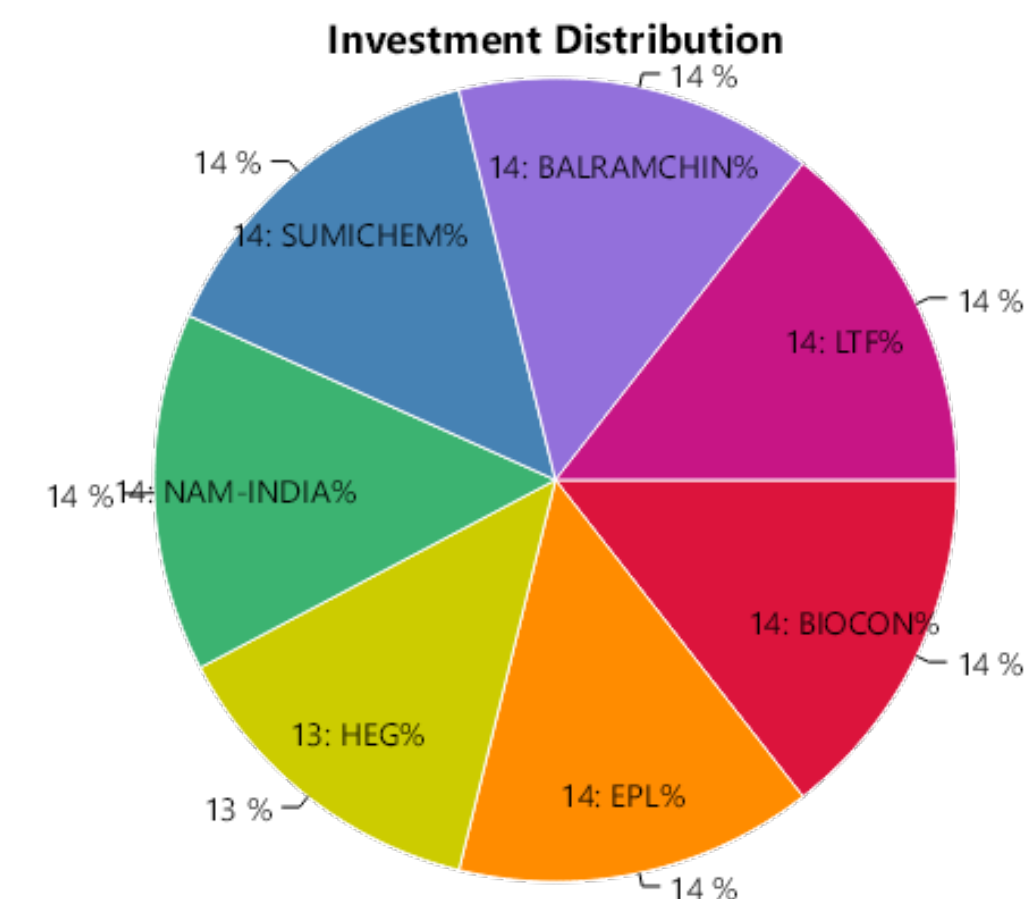
Sr No.	Stock Name	Status	Amount Invested*	Sale Proceeds*	Profit/(Loss)**	%Return
1	BIOCON	Profit	22082.67	23170.76	1088.09	4.93%
2	EPL	Profit	21860.57	23232.11	1371.54	6.27%
3	HEG	Profit	21387.75	22691.97	1304.22	6.10%
4	NAM-INDIA	Profit	21826.18	22854.57	1028.39	4.71%
5	SUMICHEM	Profit	22086.99	23027.33	940.34	4.26%
6	BALRAMCHIN	Loss	21907.47	17450.16	-4457.31	-20.35%
7	LTF	Loss	21954.02	17711.10	-4242.92	-19.33%
Total			153105.65	150138.00	-2967.65	-1.94%

OVERALL PERFORMANCE SUMMARY

Amount Invested	Sale Proceeds	Profit/(Loss)	%Return
153105.65	150138.00	-2967.65	-1.94%

* We have considered the market value for open stocks as on the previous day prior to the report for open stocks.

** Includes unrealized gains for open stocks, if any.

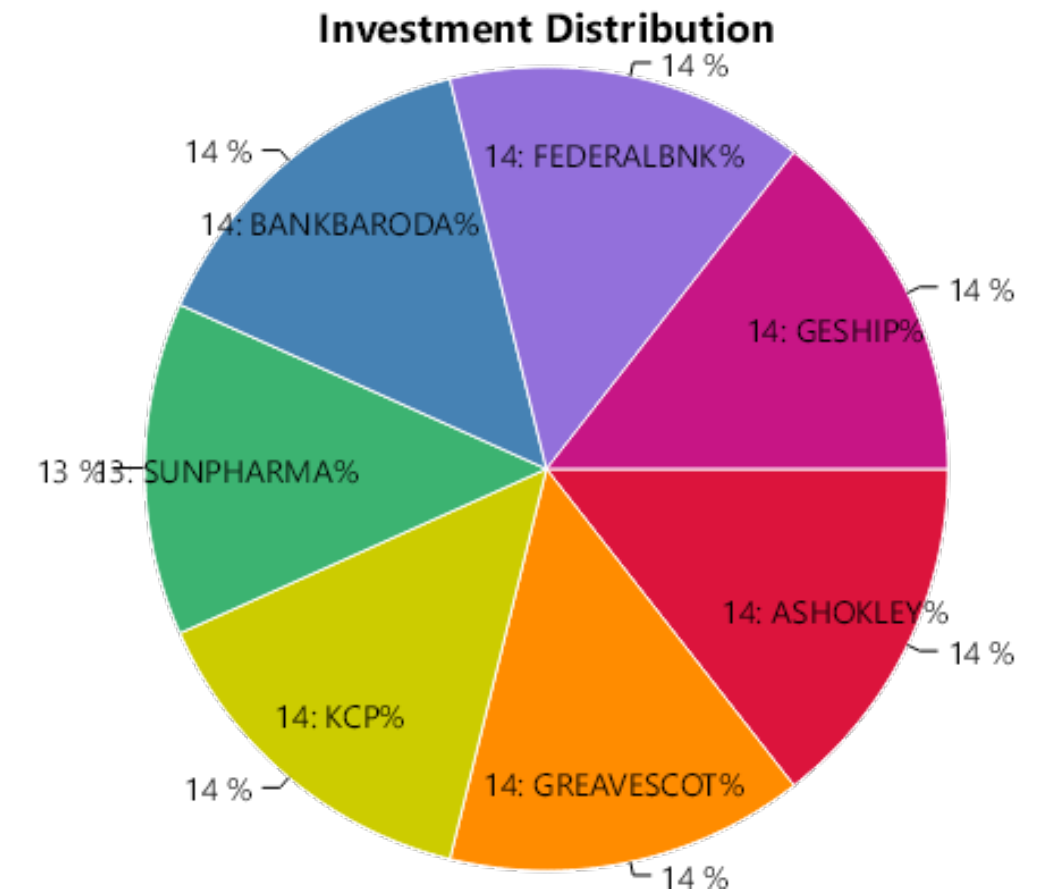


STOCK WISE PERFORMANCE SUMMARY

Sr No.	Stock Name	Status	Amount Invested*	Sale Proceeds*	Profit/(Loss)**	%Return
1	ASHOKLEY	Profit	35794.08	37185.18	1391.10	3.89%
2	GREAVESCOT	Profit	35519.72	37103.76	1584.04	4.46%
3	KCP	Profit	35358.92	37260.76	1901.84	5.38%
4	SUNPHARMA	Profit	34504.67	34830.04	325.37	0.94%
5	BANKBARODA	Loss	35365.95	28378.90	-6987.05	-19.76%
6	FEDERALBNK	Loss	35402.13	33516.00	-1886.13	-5.33%
7	GESHIP	Loss	35119.73	27718.77	-7400.96	-21.07%
Total			247065.20	235993.41	-11071.79	-4.48%

OVERALL PERFORMANCE SUMMARY

Amount Invested	Sale Proceeds	Profit/(Loss)	%Return
247065.20	235993.41	-11071.79	-4.48%



* We have considered the market value for open stocks as on the previous day prior to the report for open stocks.

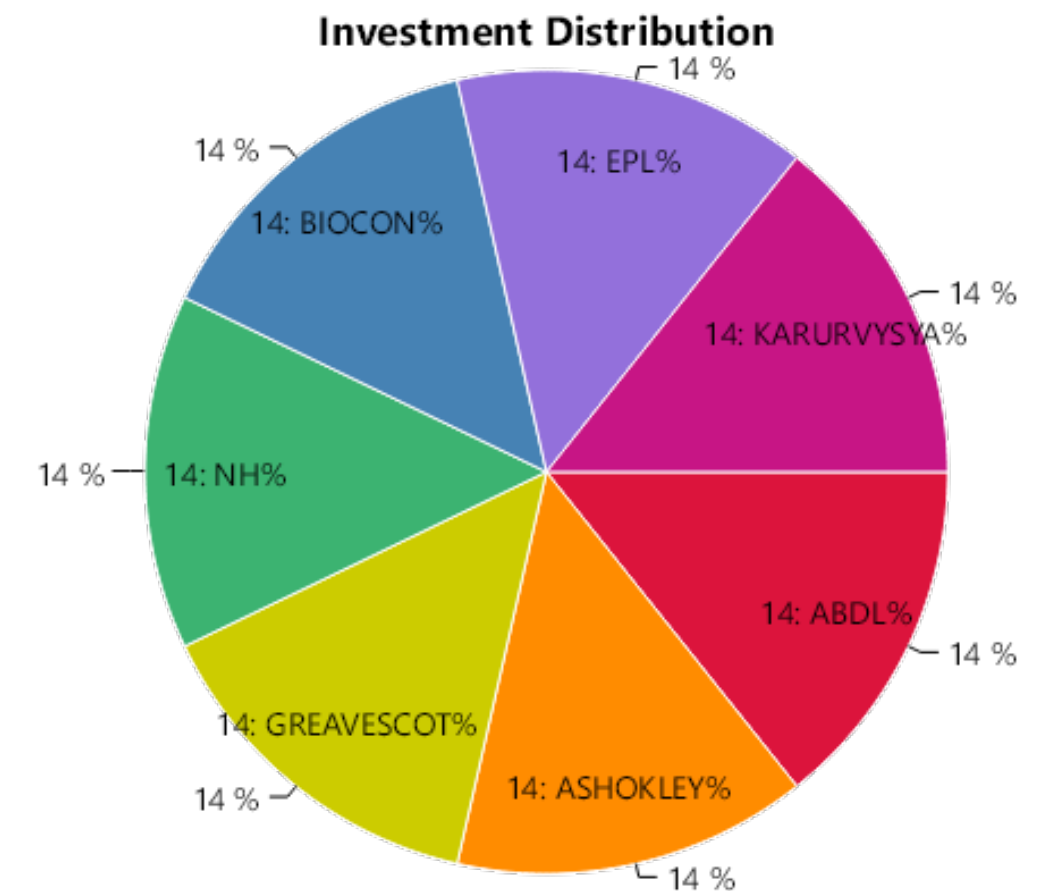
** Includes unrealized gains for open stocks, if any.

STOCK WISE PERFORMANCE SUMMARY

Sr No.	Stock Name	Status	Amount Invested*	Sale Proceeds*	Profit/(Loss)**	%Return
1	ABDL	Profit	29082.69	30477.45	1394.76	4.80%
2	ASHOKLEY	Profit	28798.63	28963.08	164.45	0.57%
3	GREAVESCOT	Profit	28913.17	35782.18	6869.01	23.76%
4	NH	Profit	28365.12	29855.21	1490.09	5.25%
5	BIOCON	Loss	29003.90	23369.21	-5634.69	-19.43%
6	EPL	Loss	29019.38	22815.65	-6203.73	-21.38%
7	KARURVYSYA	Loss	28905.45	22845.98	-6059.47	-20.96%
Total			202088.34	194108.76	-7979.58	-3.95%

OVERALL PERFORMANCE SUMMARY

Amount Invested	Sale Proceeds	Profit/(Loss)	%Return
202088.34	194108.76	-7979.58	-3.95%



* We have considered the market value for open stocks as on the previous day prior to the report for open stocks.

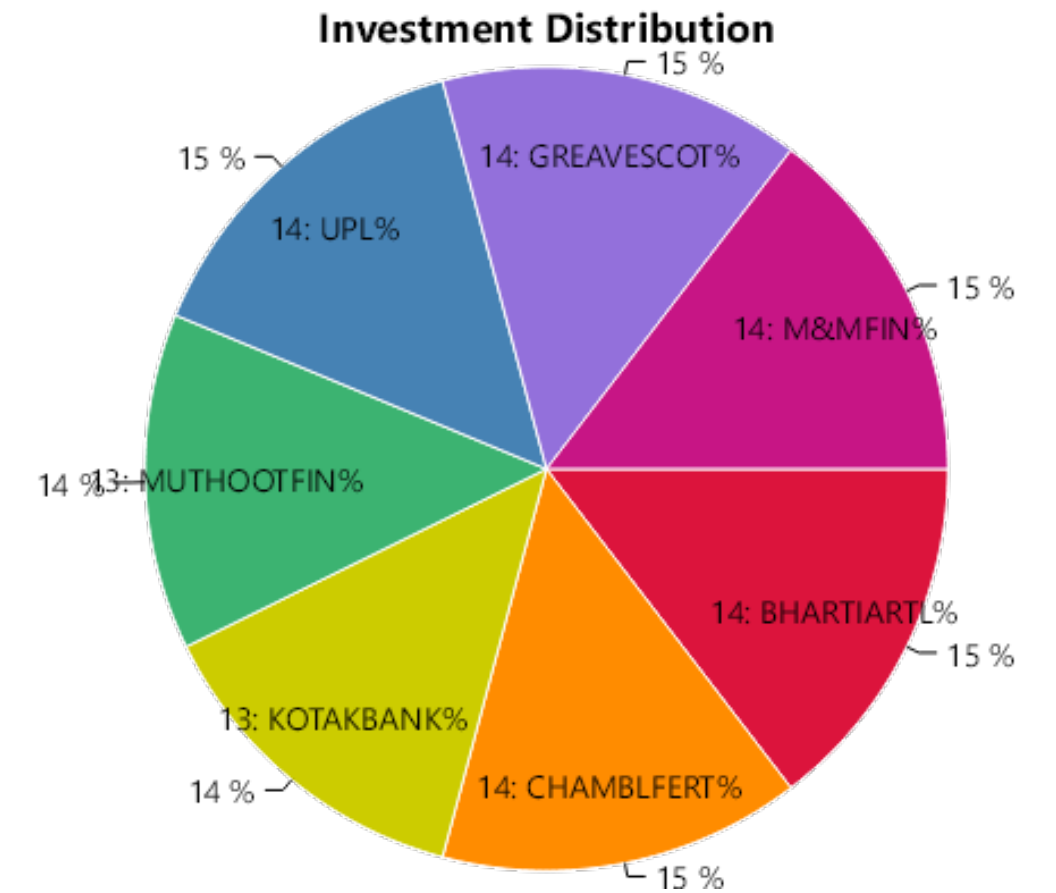
** Includes unrealized gains for open stocks, if any.

STOCK WISE PERFORMANCE SUMMARY

Sr No.	Stock Name	Status	Amount Invested*	Sale Proceeds*	Profit/(Loss)**	%Return
1	BHARTIARTL	Profit	11841.83	12686.73	844.90	7.13%
2	CHAMBLFERT	Profit	12134.12	12940.62	806.50	6.65%
3	KOTAKBANK	Profit	11621.61	12257.70	636.09	5.47%
4	MUTHOOTFIN	Profit	11236.23	11884.10	647.87	5.77%
5	UPL	Profit	12134.12	12903.28	769.16	6.34%
6	GREAVESCOT	Loss	12396.38	9871.52	-2524.86	-20.37%
7	M&MFIN	Loss	12469.15	10709.00	-1760.15	-14.12%
Total			83833.44	83252.95	-580.49	-0.69%

OVERALL PERFORMANCE SUMMARY

Amount Invested	Sale Proceeds	Profit/(Loss)	%Return
83833.44	83252.95	-580.49	-0.69%



* We have considered the market value for open stocks as on the previous day prior to the report for open stocks.

** Includes unrealized gains for open stocks, if any.

Contact Details

 LKP Securities Ltd, SPIP Division

 91 22 66351336 / 91 22 66351337  spip@lkpsec.com

 Registered Office: 203, Embassy Centre, Nariman Point, Mumbai - 400021.

 Registered Office: 2nd Floor, Gala Impecca, Andheri Kurla Road, Near Hotel Courtyard Marriott, Chakala, Andheri (East), Mumbai-400059.

Compliance & Grievance Officer

 Mr. Ritesh Tiwari

 022-6635 1234

 ho_compliance@lkpsec.com

Disclaimer & Disclosure : LKP Securities Ltd. (CIN-U67120MH1994PLC080039, www.Lkpsec.com) and its affiliates are a full- fledged, brokerage and financing group. LKP Securities Ltd is a SEBI registered Research Analyst with registration number INH000001758. LKP is a corporate trading member of Bombay Stock Exchange Limited (BSE), National Stock Exchange of India Limited (NSE) and Metropolitan Stock Exchange of India Limited (MSEI). LKP along with its subsidiaries offers the most comprehensive avenues for investments and is engaged in the businesses including stock broking (Institutional and retail), merchant banking, commodity broking, depository participant rendered in connection with distribution of primary market issues and financial products like mutual funds etc.

LKP offers research services to clients. The analyst for this report certifies that all of the views expressed in this report accurately reflect his or her personal views about the subject company or companies and its or their securities, and no part of his or her compensation was, is or will be, directly or indirectly related to specific recommendations or views expressed in this report.

Further, the information in the document has been printed on the basis of publicly available information; internal data and other sources believed to be true and are for general guidance only but which may have not been verified independently. While every effort is made to ensure the accuracy and completeness of information contained, the company takes no responsibility and assumes no liability for any error/ omission or accuracy of the information. Recipients of this material should rely on their own judgments and conclusions from relevant sources before making any investment. The investments discussed or recommended in this report may not be suitable for all investors. Opinion expressed is the current opinion as of the date appearing on the material only. Value of the investments referred to in this material are subject to volatility. Past performance is not a guide for future performance. Investment in securities market are subject to market risks. Read all the related documents carefully before investing. Registration granted by SEBI and certification from NISM in no way guarantee performance of the intermediary or provide any assurance of returns to investors. These securities quoted are for illustration only and are not recommendatory.

Mr. S. Ranganathan (Advisor) - SEBI Registration No-INH2200252399,
Mr. Kunal Bothra (Research Analyst) - SEBI Registered No. INH000005263

THANK YOU