

SPIP Performance Report 2024-2025

Client Name : VISHAKHA VISHVAJIT KULKARNI

Client Code : RA001861

Date : 23/12/2025



Sr No.	Month	Amount Invested	Sale Proceeds*	Profit/(Loss)**	%Return
1	Oct-2024	601305.95	579038.58	-22267.37	-3.70%
2	Nov-2024	465149.75	444304.85	-20844.90	-4.48%
3	Dec-2024	365385.36	349227.00	-16158.36	-4.42%

* We have considered the market value for open stocks as on the previous day prior to the report for open stocks.

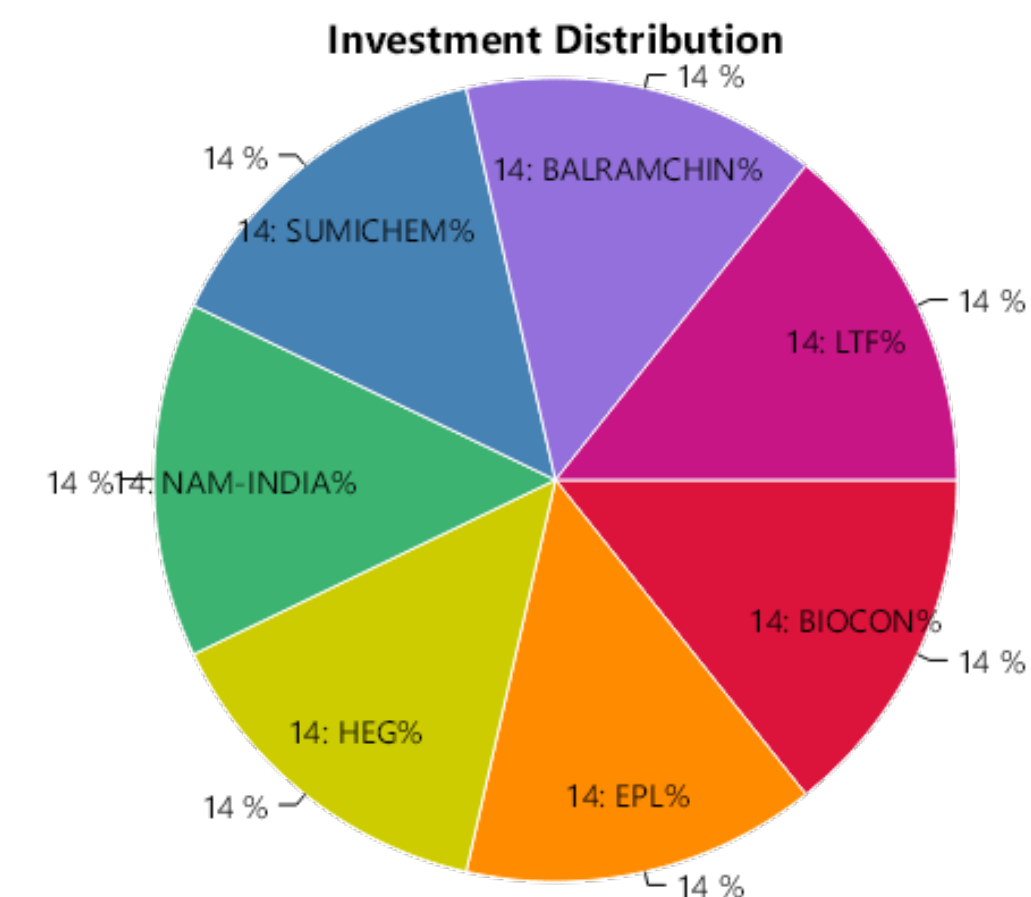
** Includes unrealized gains for open stocks, if any.

STOCK WISE PERFORMANCE SUMMARY

Sr No.	Stock Name	Status	Amount Invested*	Sale Proceeds*	Profit/(Loss)**	%Return
1	BIOCON	Profit	85632.90	88571.64	2938.74	3.43%
2	EPL	Profit	86458.14	88779.64	2321.50	2.69%
3	HEG	Profit	85123.50	88246.55	3123.05	3.67%
4	NAM-INDIA	Profit	86473.86	89339.99	2866.13	3.31%
5	SUMICHEM	Profit	86455.90	89229.73	2773.83	3.21%
6	BALRAMCHIN	Loss	85490.05	67196.44	-18293.61	-21.40%
7	LTF	Loss	85671.60	67674.59	-17997.01	-21.01%
Total			601305.95	579038.58	-22267.37	-3.70%

OVERALL PERFORMANCE SUMMARY

Amount Invested	Sale Proceeds	Profit/(Loss)	%Return
601305.95	579038.58	-22267.37	-3.70%



* We have considered the market value for open stocks as on the previous day prior to the report for open stocks.

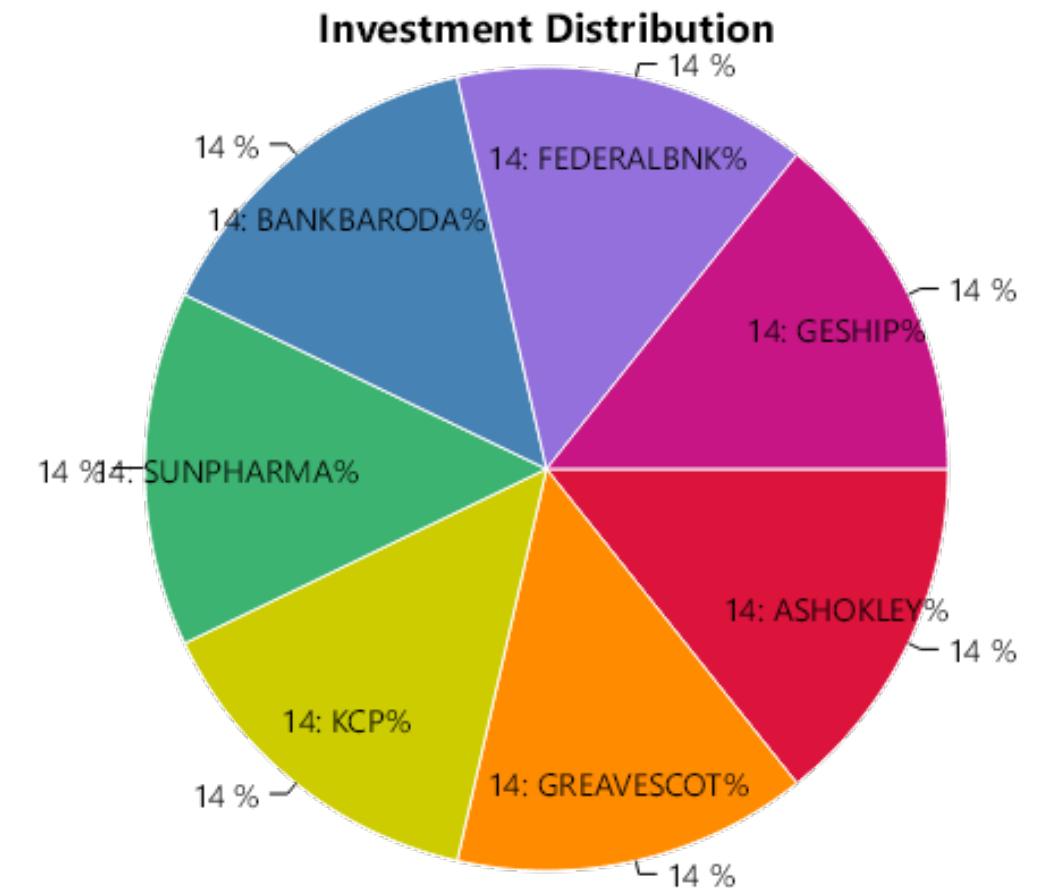
** Includes unrealized gains for open stocks, if any.

STOCK WISE PERFORMANCE SUMMARY

Sr No.	Stock Name	Status	Amount Invested*	Sale Proceeds*	Profit/(Loss)**	%Return
1	ASHOKLEY	Profit	66860.64	69457.34	2596.70	3.88%
2	GREAVESCOT	Profit	66749.76	69841.61	3091.85	4.63%
3	KCP	Profit	66450.60	70189.34	3738.74	5.63%
4	SUNPHARMA	Profit	65377.44	65736.72	359.28	0.55%
5	BANKBARODA	Loss	66769.02	53450.19	-13318.83	-19.95%
6	FEDERALBNK	Loss	66612.29	63059.29	-3553.00	-5.33%
7	GESHIP	Loss	66330.00	52570.36	-13759.64	-20.74%
Total			465149.75	444304.85	-20844.90	-4.48%

OVERALL PERFORMANCE SUMMARY

Amount Invested	Sale Proceeds	Profit/(Loss)	%Return
465149.75	444304.85	-20844.90	-4.48%



* We have considered the market value for open stocks as on the previous day prior to the report for open stocks.

** Includes unrealized gains for open stocks, if any.

STOCK WISE PERFORMANCE SUMMARY

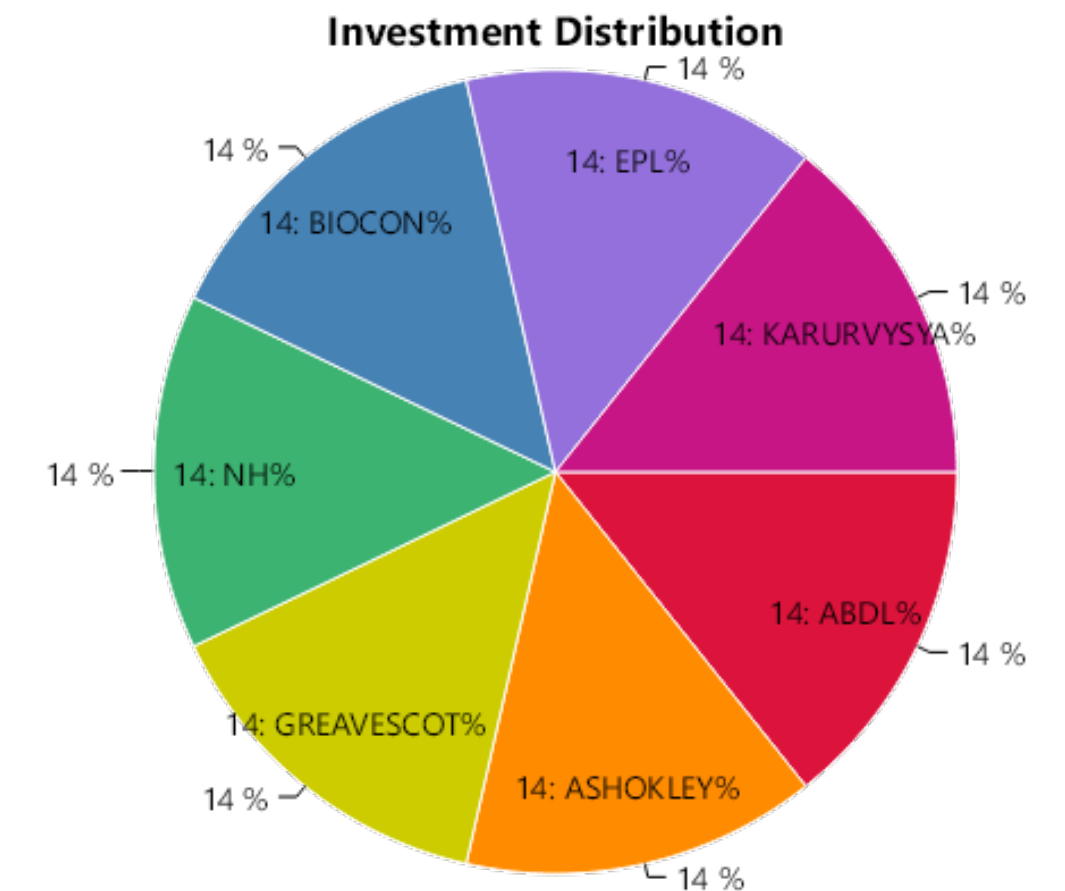
Sr No.	Stock Name	Status	Amount Invested*	Sale Proceeds*	Profit/(Loss)**	%Return
1	ABDL	Profit	52573.26	55094.34	2521.08	4.80%
2	ASHOKLEY	Profit	52140.37	52033.37	-107.00	-0.21%
3	GREAVESCOT	Profit	52570.17	64409.54	11839.37	22.52%
4	NH	Profit	51327.36	53807.24	2479.88	4.83%
5	BIOCON	Loss	52030.14	41714.64	-10315.50	-19.83%
6	EPL	Loss	52512.20	41095.08	-11417.12	-21.74%
7	KARURVYSYA	Loss	52231.86	41072.79	-11159.07	-21.36%
Total			365385.36	349227.00	-16158.36	-4.42%

OVERALL PERFORMANCE SUMMARY

Amount Invested	Sale Proceeds	Profit/(Loss)	%Return
365385.36	349227.00	-16158.36	-4.42%

* We have considered the market value for open stocks as on the previous day prior to the report for open stocks.

** Includes unrealized gains for open stocks, if any.



Contact Details

 LKP Securities Ltd, SPIP Division

 91 22 66351336 / 91 22 66351337  spip@lkpsec.com

 Registered Office: 203, Embassy Centre, Nariman Point, Mumbai - 400021.

 Registered Office: 2nd Floor, Gala Impecca, Andheri Kurla Road, Near Hotel Courtyard Marriott, Chakala, Andheri (East), Mumbai-400059.

Compliance & Grievance Officer

 Mr. Ritesh Tiwari

 022-6635 1234

 ho_compliance@lkpsec.com

Disclaimer & Disclosure : LKP Securities Ltd. (CIN-U67120MH1994PLC080039, www.Lkpsec.com) and its affiliates are a full- fledged, brokerage and financing group. LKP Securities Ltd is a SEBI registered Research Analyst with registration number INH000001758. LKP is a corporate trading member of Bombay Stock Exchange Limited (BSE), National Stock Exchange of India Limited (NSE) and Metropolitan Stock Exchange of India Limited (MSEI). LKP along with its subsidiaries offers the most comprehensive avenues for investments and is engaged in the businesses including stock broking (Institutional and retail), merchant banking, commodity broking, depository participant rendered in connection with distribution of primary market issues and financial products like mutual funds etc.

LKP offers research services to clients. The analyst for this report certifies that all of the views expressed in this report accurately reflect his or her personal views about the subject company or companies and its or their securities, and no part of his or her compensation was, is or will be, directly or indirectly related to specific recommendations or views expressed in this report.

Further, the information in the document has been printed on the basis of publicly available information; internal data and other sources believed to be true and are for general guidance only but which may have not been verified independently. While every effort is made to ensure the accuracy and completeness of information contained, the company takes no responsibility and assumes no liability for any error/ omission or accuracy of the information. Recipients of this material should rely on their own judgments and conclusions from relevant sources before making any investment. The investments discussed or recommended in this report may not be suitable for all investors. Opinion expressed is the current opinion as of the date appearing on the material only. Value of the investments referred to in this material are subject to volatility. Past performance is not a guide for future performance. Investment in securities market are subject to market risks. Read all the related documents carefully before investing. Registration granted by SEBI and certification from NISM in no way guarantee performance of the intermediary or provide any assurance of returns to investors. These securities quoted are for illustration only and are not recommendatory.

Mr. S. Ranganathan (Advisor) - SEBI Registration No-INH2200252399,
Mr. Kunal Bothra (Research Analyst) - SEBI Registered No. INH000005263



THANK YOU