

# SPIP Performance Report 2024-2025

Client Name : ANJALI PRASANNA TAMBEKAR

Client Code : RA001869

Date : 23/12/2025



Sr No.	Month	Amount Invested	Sale Proceeds*	Profit/(Loss)**	%Return
1	Sep-2024	296811.80	285587.74	-11224.06	-3.78%
2	Oct-2024	140612.59	135467.05	-5145.54	-3.66%
3	Nov-2024	144015.51	137321.60	-6693.91	-4.65%
4	Dec-2024	143704.60	137304.63	-6399.97	-4.45%

\* We have considered the market value for open stocks as on the previous day prior to the report for open stocks.

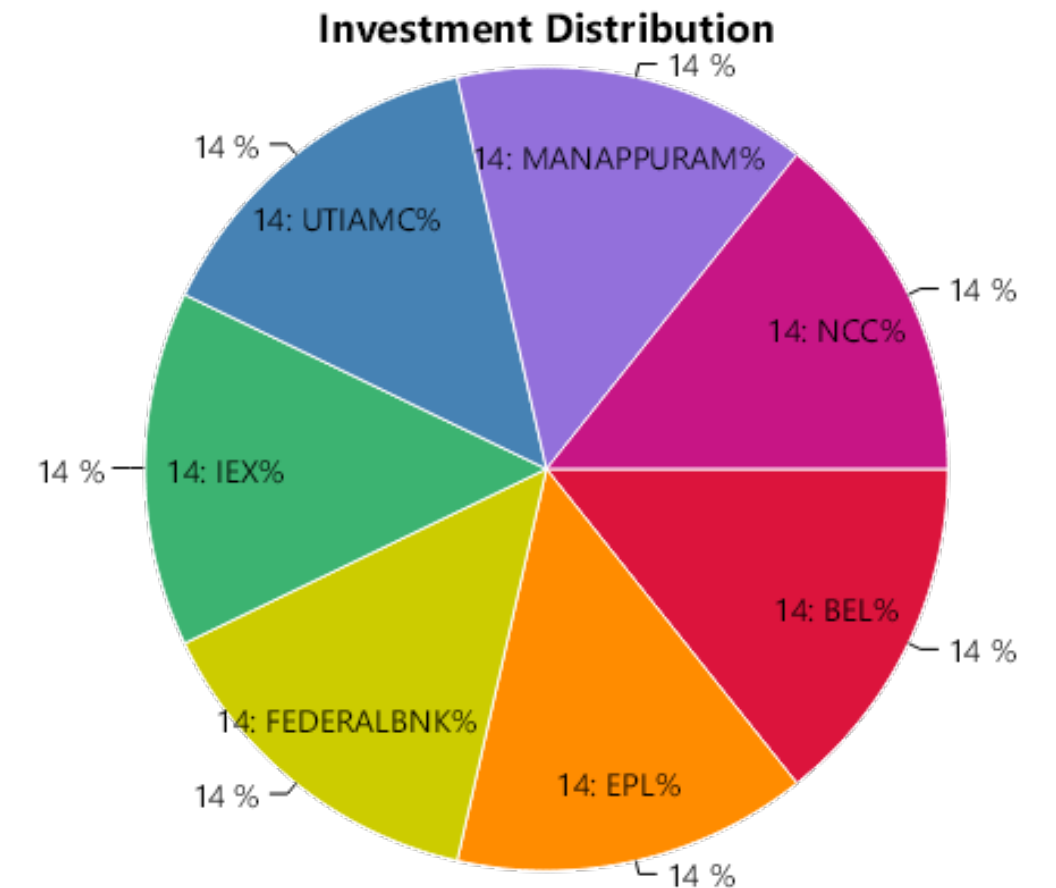
\*\* Includes unrealized gains for open stocks, if any.

## STOCK WISE PERFORMANCE SUMMARY

Sr No.	Stock Name	Status	Amount Invested*	Sale Proceeds*	Profit/(Loss)**	%Return
1	BEL	Profit	42268.63	43785.04	1516.41	3.59%
2	EPL	Profit	42382.07	44000.49	1618.42	3.82%
3	FEDERALBNK	Profit	42365.45	43785.23	1419.78	3.35%
4	IEX	Profit	42529.10	43972.97	1443.87	3.40%
5	UTIAMC	Profit	42128.28	43664.58	1536.30	3.65%
6	MANAPPURAM	Loss	42591.54	33270.88	-9320.66	-21.88%
7	NCC	Loss	42546.73	33108.55	-9438.18	-22.18%
<b>Total</b>			<b>296811.80</b>	<b>285587.74</b>	<b>-11224.06</b>	<b>-3.78%</b>

## OVERALL PERFORMANCE SUMMARY

Amount Invested	Sale Proceeds	Profit/(Loss)	%Return
296811.80	285587.74	-11224.06	-3.78%



\* We have considered the market value for open stocks as on the previous day prior to the report for open stocks.

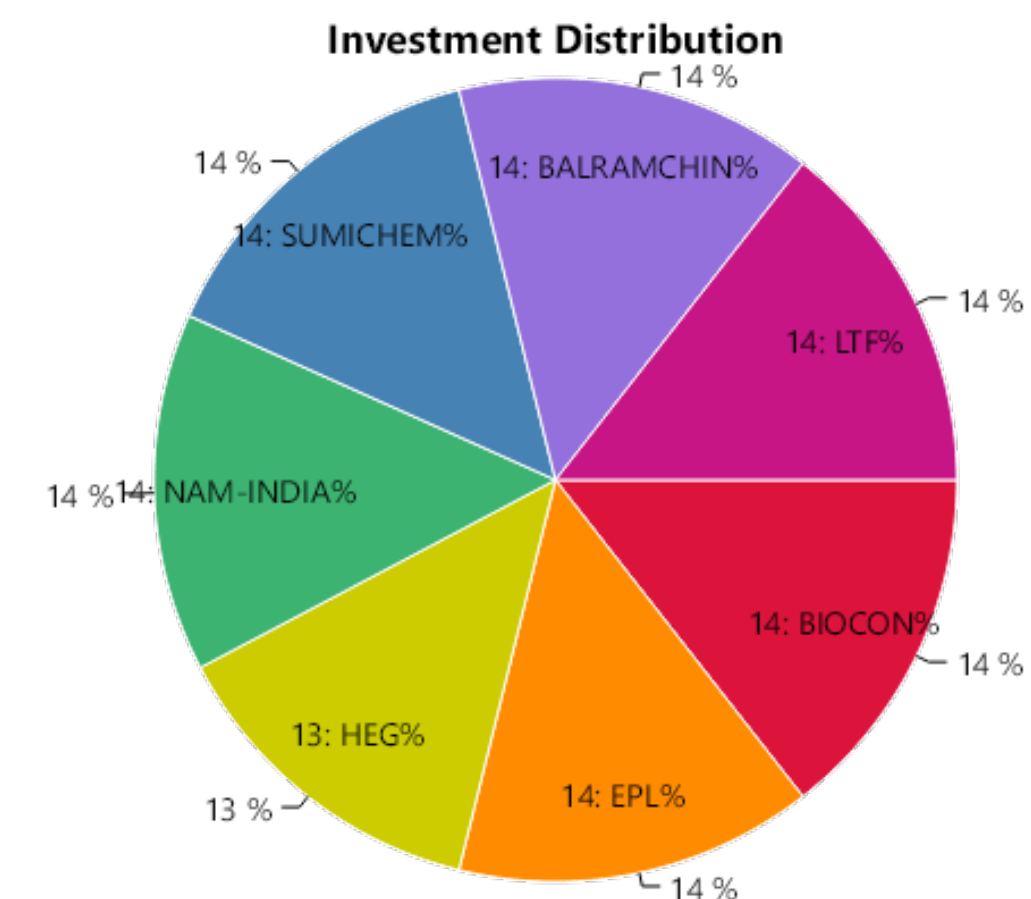
\*\* Includes unrealized gains for open stocks, if any.

## STOCK WISE PERFORMANCE SUMMARY

Sr No.	Stock Name	Status	Amount Invested*	Sale Proceeds*	Profit/(Loss)**	%Return
1	BIOCON	Profit	20198.89	20928.43	729.54	3.61%
2	EPL	Profit	20415.97	21019.33	603.36	2.96%
3	HEG	Profit	19439.51	20170.64	731.13	3.76%
4	NAM-INDIA	Profit	20110.06	20776.78	666.72	3.32%
5	SUMICHEM	Profit	20079.90	20724.29	644.39	3.21%
6	BALRAMCHIN	Loss	20152.26	15864.15	-4288.11	-21.28%
7	LTF	Loss	20216.00	15983.43	-4232.57	-20.94%
<b>Total</b>			<b>140612.59</b>	<b>135467.05</b>	<b>-5145.54</b>	<b>-3.66%</b>

## OVERALL PERFORMANCE SUMMARY

Amount Invested	Sale Proceeds	Profit/(Loss)	%Return
140612.59	135467.05	-5145.54	-3.66%



\* We have considered the market value for open stocks as on the previous day prior to the report for open stocks.

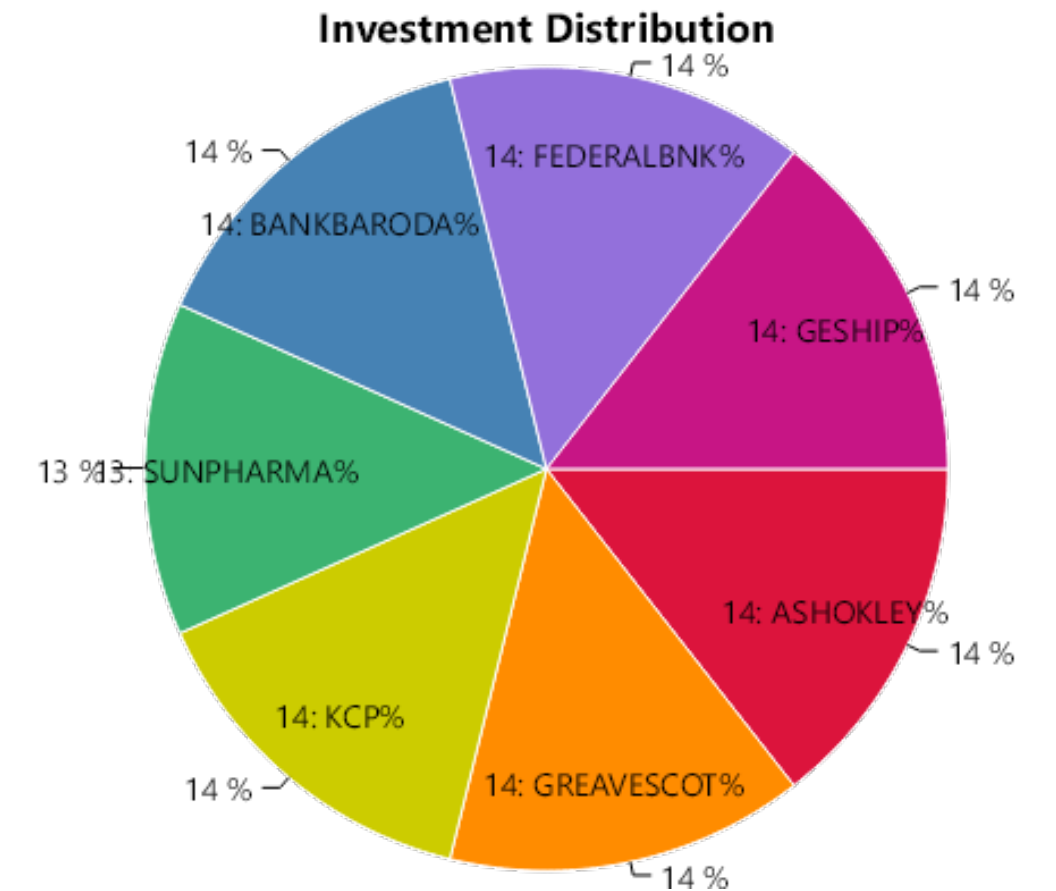
\*\* Includes unrealized gains for open stocks, if any.

## STOCK WISE PERFORMANCE SUMMARY

Sr No.	Stock Name	Status	Amount Invested*	Sale Proceeds*	Profit/(Loss)**	%Return
1	ASHOKLEY	Profit	20936.16	21749.46	813.30	3.88%
2	GREAVESCOT	Profit	20704.01	21626.90	922.89	4.46%
3	KCP	Profit	20606.52	21672.42	1065.90	5.17%
4	SUNPHARMA	Profit	19976.39	20084.02	107.63	0.54%
5	BANKBARODA	Loss	20502.00	16386.46	-4115.54	-20.07%
6	FEDERALBNK	Loss	20703.00	19553.00	-1150.00	-5.55%
7	GESHIP	Loss	20587.43	16249.34	-4338.09	-21.07%
<b>Total</b>			<b>144015.51</b>	<b>137321.60</b>	<b>-6693.91</b>	<b>-4.65%</b>

## OVERALL PERFORMANCE SUMMARY

Amount Invested	Sale Proceeds	Profit/(Loss)	%Return
144015.51	137321.60	-6693.91	-4.65%



\* We have considered the market value for open stocks as on the previous day prior to the report for open stocks.

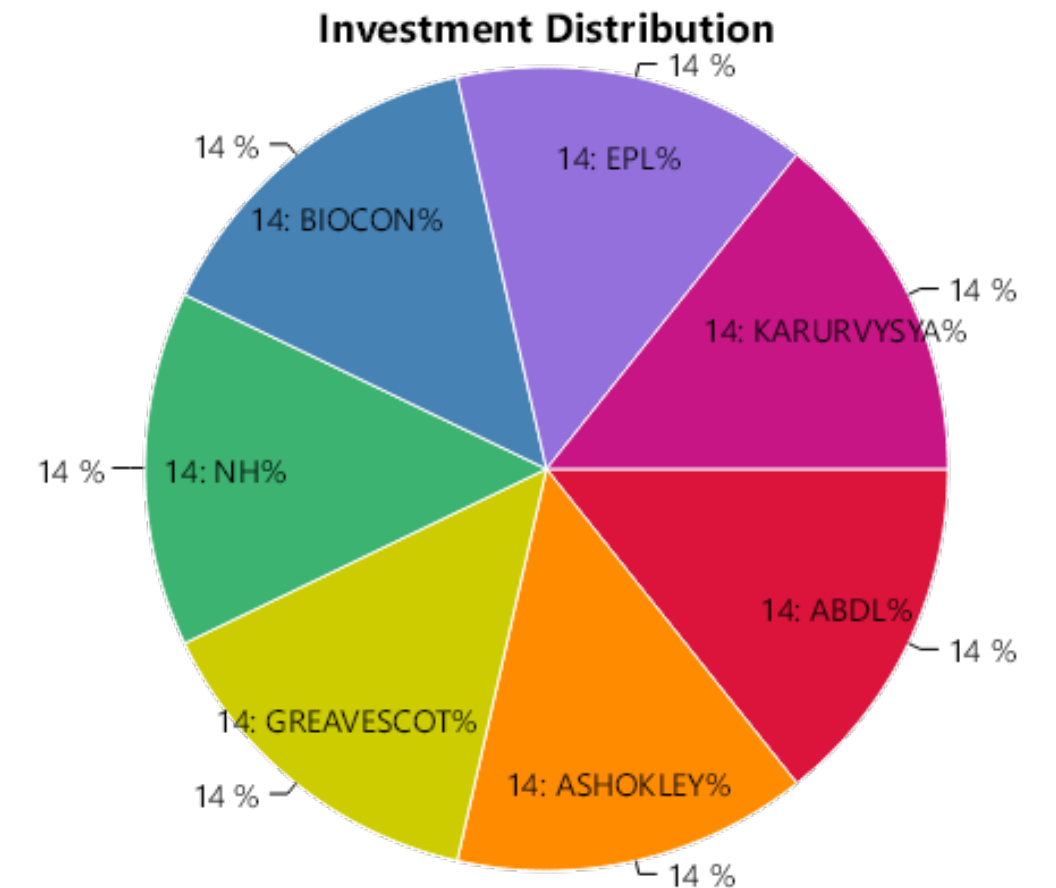
\*\* Includes unrealized gains for open stocks, if any.

## STOCK WISE PERFORMANCE SUMMARY

Sr No.	Stock Name	Status	Amount Invested*	Sale Proceeds*	Profit/(Loss)**	%Return
1	ABDL	Profit	20507.03	21528.82	1021.79	4.98%
2	ASHOKLEY	Profit	20374.29	20390.83	16.54	0.08%
3	GREAVESCOT	Profit	20745.93	25403.81	4657.88	22.45%
4	NH	Profit	20260.80	21239.70	978.90	4.83%
5	BIOCON	Loss	20405.52	16323.12	-4082.40	-20.01%
6	EPL	Loss	20728.13	16220.63	-4507.50	-21.75%
7	KARURVYSYA	Loss	20682.90	16197.72	-4485.18	-21.69%
<b>Total</b>			<b>143704.60</b>	<b>137304.63</b>	<b>-6399.97</b>	<b>-4.45%</b>

## OVERALL PERFORMANCE SUMMARY

Amount Invested	Sale Proceeds	Profit/(Loss)	%Return
143704.60	137304.63	-6399.97	-4.45%



\* We have considered the market value for open stocks as on the previous day prior to the report for open stocks.

\*\* Includes unrealized gains for open stocks, if any.

## Contact Details

 LKP Securities Ltd, SPIP Division

 91 22 66351336 / 91 22 66351337     [spip@lkpsec.com](mailto:spip@lkpsec.com)

 Registered Office: 203, Embassy Centre, Nariman Point, Mumbai - 400021.

 Registered Office: 2nd Floor, Gala Impecca, Andheri Kurla Road, Near Hotel Courtyard Marriott, Chakala, Andheri (East), Mumbai-400059.

## Compliance & Grievance Officer

 Mr. Ritesh Tiwari

 022-6635 1234

 [ho\\_compliance@lkpsec.com](mailto:ho_compliance@lkpsec.com)

**Disclaimer & Disclosure :** LKP Securities Ltd. (CIN-U67120MH1994PLC080039, www.Lkpsec.com) and its affiliates are a full- fledged, brokerage and financing group. LKP Securities Ltd is a SEBI registered Research Analyst with registration number INH000001758. LKP is a corporate trading member of Bombay Stock Exchange Limited (BSE), National Stock Exchange of India Limited (NSE) and Metropolitan Stock Exchange of India Limited (MSEI). LKP along with its subsidiaries offers the most comprehensive avenues for investments and is engaged in the businesses including stock broking (Institutional and retail), merchant banking, commodity broking, depository participant rendered in connection with distribution of primary market issues and financial products like mutual funds etc.

LKP offers research services to clients. The analyst for this report certifies that all of the views expressed in this report accurately reflect his or her personal views about the subject company or companies and its or their securities, and no part of his or her compensation was, is or will be, directly or indirectly related to specific recommendations or views expressed in this report.

Further, the information in the document has been printed on the basis of publicly available information; internal data and other sources believed to be true and are for general guidance only but which may have not been verified independently. While every effort is made to ensure the accuracy and completeness of information contained, the company takes no responsibility and assumes no liability for any error/ omission or accuracy of the information. Recipients of this material should rely on their own judgments and conclusions from relevant sources before making any investment. The investments discussed or recommended in this report may not be suitable for all investors. Opinion expressed is the current opinion as of the date appearing on the material only. Value of the investments referred to in this material are subject to volatility. Past performance is not a guide for future performance. Investment in securities market are subject to market risks. Read all the related documents carefully before investing. Registration granted by SEBI and certification from NISM in no way guarantee performance of the intermediary or provide any assurance of returns to investors. These securities quoted are for illustration only and are not recommendatory.

Mr. S. Ranganathan (Advisor) - SEBI Registration No-INH2200252399,  
Mr. Kunal Bothra (Research Analyst) - SEBI Registered No. INH000005263



**THANK YOU**