

SPIP Performance Report 2024-2025

Client Name : AJINKYA MOHAN BHONSLE

Client Code : RA001960

Date : 23/12/2025



Sr No.	Month	Amount Invested	Sale Proceeds*	Profit/(Loss)**	%Return
1	Oct-2024	493227.61	476909.43	-16318.18	-3.31%
2	Nov-2024	349435.18	350874.82	1439.64	0.41%
3	Dec-2024	285824.77	273964.69	-11860.08	-4.15%
4	Feb-2025	71023.44	82745.42	11721.98	16.50%

* We have considered the market value for open stocks as on the previous day prior to the report for open stocks.

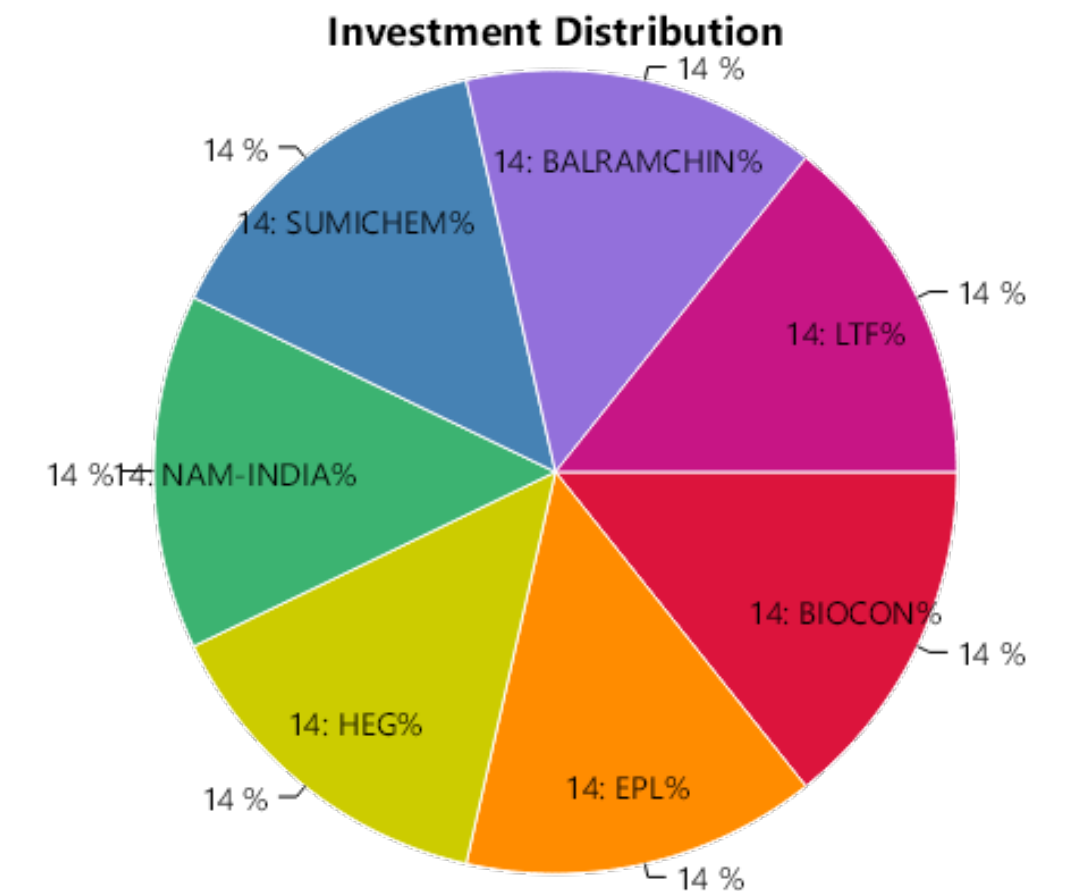
** Includes unrealized gains for open stocks, if any.

STOCK WISE PERFORMANCE SUMMARY

Sr No.	Stock Name	Status	Amount Invested*	Sale Proceeds*	Profit/(Loss)**	%Return
1	BIOCON	Profit	70368.97	73022.27	2653.30	3.77%
2	EPL	Profit	70695.45	72910.47	2215.02	3.13%
3	HEG	Profit	70390.54	73265.54	2875.00	4.08%
4	NAM-INDIA	Profit	70914.11	73585.95	2671.84	3.77%
5	SUMICHEM	Profit	70696.46	73284.52	2588.06	3.66%
6	BALRAMCHIN	Loss	69889.04	55126.88	-14762.16	-21.12%
7	LTF	Loss	70273.04	55713.80	-14559.24	-20.72%
Total			493227.61	476909.43	-16318.18	-3.31%

OVERALL PERFORMANCE SUMMARY

Amount Invested	Sale Proceeds	Profit/(Loss)	%Return
493227.61	476909.43	-16318.18	-3.31%



* We have considered the market value for open stocks as on the previous day prior to the report for open stocks.

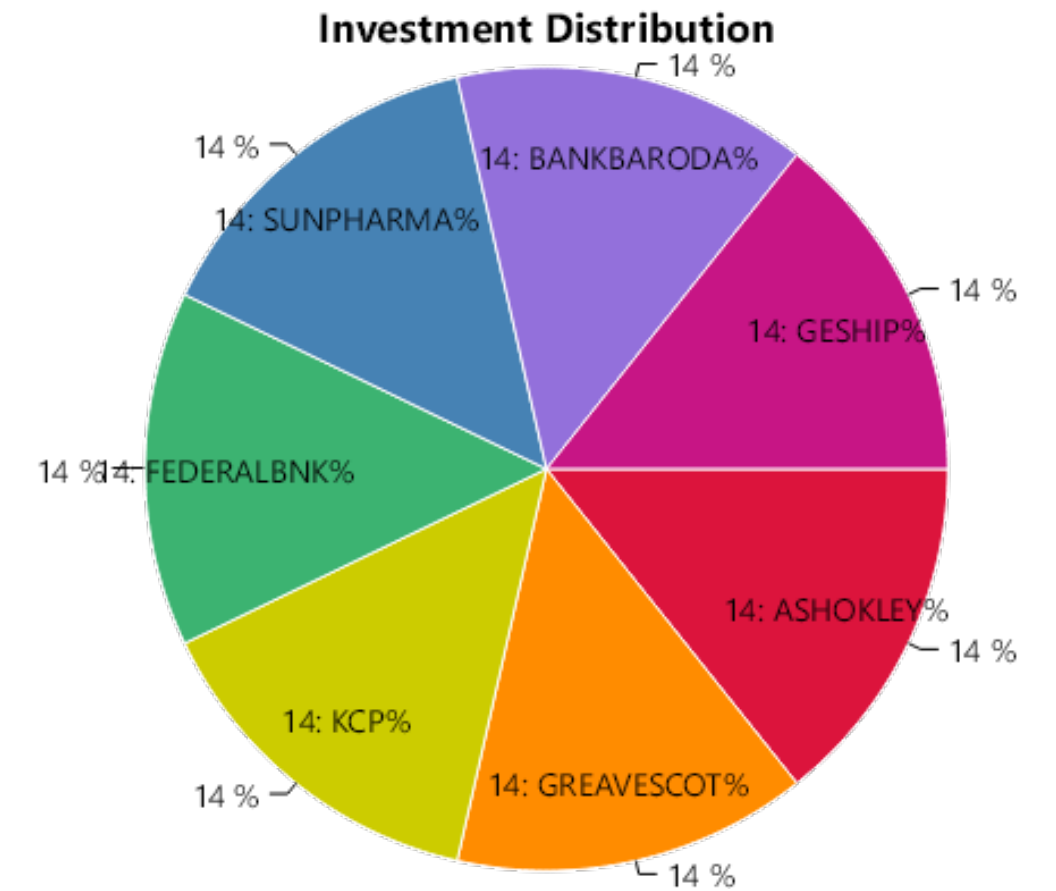
** Includes unrealized gains for open stocks, if any.

STOCK WISE PERFORMANCE SUMMARY

Sr No.	Stock Name	Status	Amount Invested*	Sale Proceeds*	Profit/(Loss)**	%Return
1	ASHOKLEY	Profit	50551.20	52744.96	2193.76	4.34%
2	GREAVESCOT	Profit	50045.69	52505.51	2459.82	4.92%
3	KCP	Profit	50011.59	52912.78	2901.19	5.80%
4	FEDERALBNK	Open	50208.17	65403.45	15195.28	30.26%
5	SUNPHARMA	Open	48935.37	47784.60	-1150.77	-2.35%
6	BANKBARODA	Loss	50129.94	40241.19	-9888.75	-19.73%
7	GESHIP	Loss	49553.22	39282.33	-10270.89	-20.73%
Total			349435.18	350874.82	1439.64	0.41%

OVERALL PERFORMANCE SUMMARY

Amount Invested	Sale Proceeds	Profit/(Loss)	%Return
349435.18	350874.82	1439.64	0.41%



* We have considered the market value for open stocks as on the previous day prior to the report for open stocks.

** Includes unrealized gains for open stocks, if any.

STOCK WISE PERFORMANCE SUMMARY

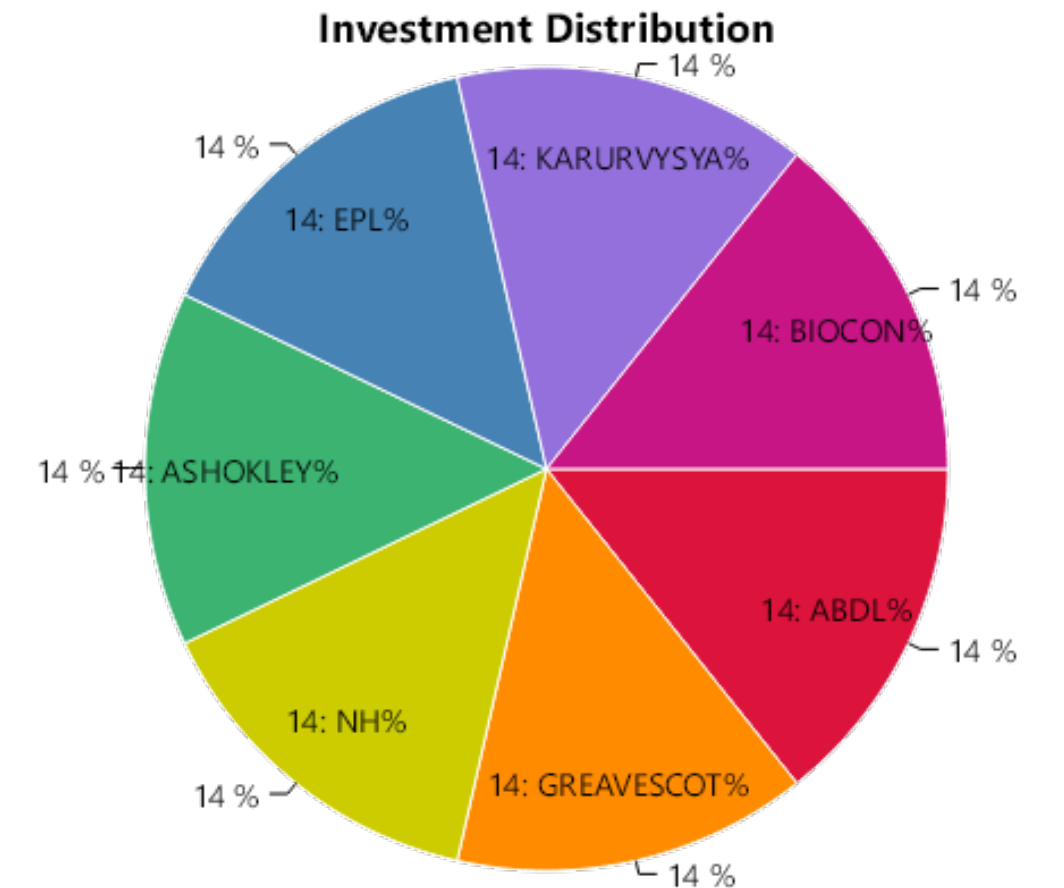
Sr No.	Stock Name	Status	Amount Invested*	Sale Proceeds*	Profit/(Loss)**	%Return
1	ABDL	Profit	40932.43	43067.41	2134.98	5.22%
2	GREAVESCOT	Profit	41193.71	50709.45	9515.74	23.10%
3	NH	Profit	40440.96	42564.90	2123.94	5.25%
4	ASHOKLEY	Open	40693.64	30806.70	-9886.94	-24.30%
5	EPL	Open	41097.93	31923.25	-9174.68	-22.32%
6	KARURVYSYA	Open	40828.36	42180.86	1352.50	3.31%
7	BIOCON	Loss	40637.74	32712.12	-7925.62	-19.50%
Total			285824.77	273964.69	-11860.08	-4.15%

OVERALL PERFORMANCE SUMMARY

Amount Invested	Sale Proceeds	Profit/(Loss)	%Return
285824.77	273964.69	-11860.08	-4.15%

* We have considered the market value for open stocks as on the previous day prior to the report for open stocks.

** Includes unrealized gains for open stocks, if any.



STOCK WISE PERFORMANCE SUMMARY

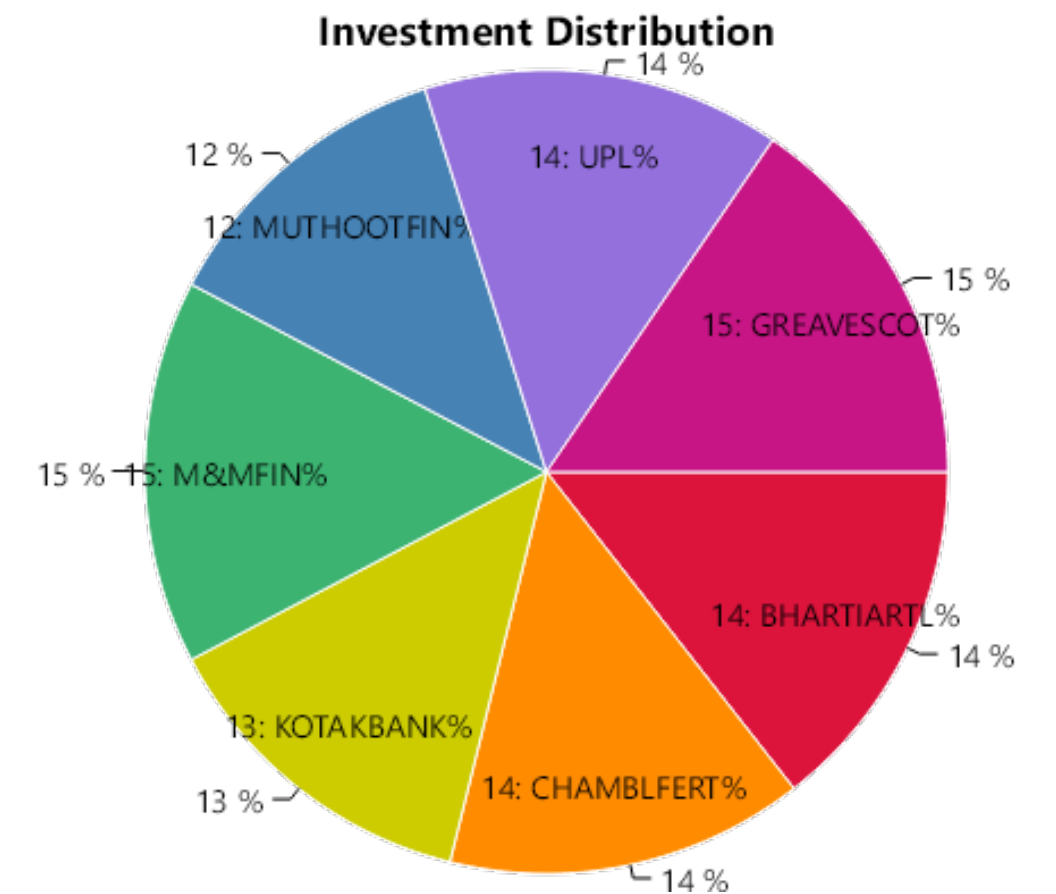
Sr No.	Stock Name	Status	Amount Invested*	Sale Proceeds*	Profit/(Loss)**	%Return
1	BHARTIARTL	Open	10170.42	12885.60	2715.18	26.70%
2	CHAMBLFERT	Open	10500.41	8853.05	-1647.36	-15.69%
3	KOTAKBANK	Open	9704.03	10748.50	1044.47	10.76%
4	M&MFIN	Open	10715.05	14194.80	3479.75	32.48%
5	MUTHOOTFIN	Open	9006.94	15161.60	6154.66	68.33%
6	UPL	Open	10238.62	12424.80	2186.18	21.35%
7	GREAVESCOT	Loss	10687.97	8477.07	-2210.90	-20.69%
Total			71023.44	82745.42	11721.98	16.50%

OVERALL PERFORMANCE SUMMARY

Amount Invested	Sale Proceeds	Profit/(Loss)	%Return
71023.44	82745.42	11721.98	16.50%

* We have considered the market value for open stocks as on the previous day prior to the report for open stocks.

** Includes unrealized gains for open stocks, if any.



Contact Details

 LKP Securities Ltd, SPIP Division

 91 22 66351336 / 91 22 66351337  spip@lkpsec.com

 Registered Office: 203, Embassy Centre, Nariman Point, Mumbai - 400021.

 Registered Office: 2nd Floor, Gala Impecca, Andheri Kurla Road, Near Hotel Courtyard Marriott, Chakala, Andheri (East), Mumbai-400059.

Compliance & Grievance Officer

 Mr. Ritesh Tiwari

 022-6635 1234

 ho_compliance@lkpsec.com

Disclaimer & Disclosure : LKP Securities Ltd. (CIN-U67120MH1994PLC080039, www.Lkpsec.com) and its affiliates are a full- fledged, brokerage and financing group. LKP Securities Ltd is a SEBI registered Research Analyst with registration number INH000001758. LKP is a corporate trading member of Bombay Stock Exchange Limited (BSE), National Stock Exchange of India Limited (NSE) and Metropolitan Stock Exchange of India Limited (MSEI). LKP along with its subsidiaries offers the most comprehensive avenues for investments and is engaged in the businesses including stock broking (Institutional and retail), merchant banking, commodity broking, depository participant rendered in connection with distribution of primary market issues and financial products like mutual funds etc.

LKP offers research services to clients. The analyst for this report certifies that all of the views expressed in this report accurately reflect his or her personal views about the subject company or companies and its or their securities, and no part of his or her compensation was, is or will be, directly or indirectly related to specific recommendations or views expressed in this report.

Further, the information in the document has been printed on the basis of publicly available information; internal data and other sources believed to be true and are for general guidance only but which may have not been verified independently. While every effort is made to ensure the accuracy and completeness of information contained, the company takes no responsibility and assumes no liability for any error/ omission or accuracy of the information. Recipients of this material should rely on their own judgments and conclusions from relevant sources before making any investment. The investments discussed or recommended in this report may not be suitable for all investors. Opinion expressed is the current opinion as of the date appearing on the material only. Value of the investments referred to in this material are subject to volatility. Past performance is not a guide for future performance. Investment in securities market are subject to market risks. Read all the related documents carefully before investing. Registration granted by SEBI and certification from NISM in no way guarantee performance of the intermediary or provide any assurance of returns to investors. These securities quoted are for illustration only and are not recommendatory.

Mr. S. Ranganathan (Advisor) - SEBI Registration No-INH2200252399,
Mr. Kunal Bothra (Research Analyst) - SEBI Registered No. INH000005263



THANK YOU